

COVID-19 Situational Report in the ASEAN Region

ASEAN Biodiaspora Virtual Center (ABVC)

as of August 27, 2021



COVID-19: Highlights and Situation Overview

Global Update

- Worldwide, there have been over 215 million cases and over 4 million deaths attributed to COVID-19.

Regional Update

- Vietnam reported 11,575 coronavirus infections and 318 deaths on August 26 (Thursday), bringing the total number of cases in the country to 392,938. According to the Ministry of Health, most of the cases were detected in Ho Chi Minh City and its neighboring industrial province of Binh Duong. Meanwhile, the government of Vietnam said on August 26 (Thursday) that it will deploy troops to industrial Binh Duong province, a major manufacturing hub in the Southeast Asian country, to help contain an expected 50,000 additional COVID-19 infections there over the next two weeks. Vietnam has also deployed soldiers to the streets of Ho Chi Minh City to help enforce the country's strictest movement curbs to prevent people from leaving home, even for food. Residents who need to travel in the event of a medical emergency can still do so, but the military has taken over the distribution of food in most parts of the city.
- Brunei confirmed a COVID-19 Delta variant in the country on August 26 (Thursday) after sending 20 samples overseas for genetic testing. Prior to the detection of seven local cases on August 7, Brunei had kept a record of 457 days without community infections. Facing a new wave of outbreak and an increasingly difficult pandemic situation, the country has introduced the strictest control measures ever within two days. Besides closing religious places, schools switching to online learning, no dine-in for restaurants, and closing indoor and outdoor sports facilities, leisure centers and cinemas, Brunei government also banned most of the mass gatherings, requiring all non-essential sector workers to do work-from-home and barring all residents from leaving their houses unless with important matters. Brunei reported 106 new COVID-19 cases on August 26 and two more COVID-19 related deaths, bringing the national tally to 2,265 confirmed cases and 10 deaths. All the new cases were local infections. While the source of infection of 47 local cases is still under investigation, there are a total of 40 active clusters already confirmed and two new clusters reported on Thursday. So far, there are currently 1,678 active cases being treated and monitored at the National Isolation Center, with five of them in critical condition requiring respiratory assistance and 30 other patients under close monitoring.

Vaccine Update

- The World Health Organization's (WHO) pandemic programme plans to ship 100 million doses of the Sinovac and Sinopharm COVID-19 shots by the end of next month, mostly to Africa and Asia, in its first delivery of Chinese vaccines. The Chinese shipments will help the global COVAX vaccine sharing programme which is far behind its pledge to deliver 2 billion doses this year following supply problems and export curbs imposed by major producers. It could also boost Beijing's vaccine diplomacy efforts despite concerns over the efficacy of the Chinese shots, which have been turned down or paired with boosters from Western manufacturers by some of the recipient countries. Of the 100 million Chinese vaccines, half will be provided by Sinopharm and half by Sinovac, with deliveries planned for July to September 2021. The Chinese vaccines have been allocated to 60 countries, mostly in Africa, which is expected to receive a third of the 100 million doses. South Africa is listed by COVAX as one of Africa's largest recipients of Chinese shots with an allocation of 2.5 million Sinovac doses. COVAX's allocation of Chinese vaccines comes after the WHO gave emergency approval to the Sinopharm shot in May

and Sinovac in June. GAVI has secured a combined supply of up to 550 million vaccines from the two companies until next year. Including the Chinese vaccines, the facility expects to deliver about 500 million doses by the end of September. It has so far shipped 215 million vaccines, mostly AstraZeneca's. Ukraine is the only country in Europe on the COVAX list for Chinese shots and is set to receive about 160,000 Sinovac doses. Asian countries are expected to receive more than 25 million Chinese vaccines, of which nearly 11 million Sinovac doses would go to Indonesia, making it the largest recipient of Chinese shots through COVAX. Other vaccines will go to countries in Latin America and the Middle East.

- Japan's government of August 26 (Thursday) suspended the use of 1.63 million doses shipped to 863 vaccination centres nationwide, more than a week after the domestic distributor, Takeda Pharmaceutical, received reports of contaminants in some vials. An official at the health ministry said the identity of the contaminant has not been confirmed. The ministry has said the suspension of the Moderna batches was a precaution, but the move prompted several Japanese companies to cancel worker vaccinations and the European drugs regulator to launch an investigation. Spanish pharma company Rovi, which bottles Moderna vaccines for markets other than the United States, said that the contamination could be due to a manufacturing issue in a production line and that it was conducting an investigation. Meanwhile, Brunei's Minister of Health said on August 26 that the Moderna vaccine batch used in the sultanate is not affected by the contamination reported in Japan. He added that the batch received by in Brunei Darussalam is not the same as the one used in Japan.
- Indonesia has ramped up its national vaccination programme and aims to administer 50 million doses a month by September. Up to 57.7% of the population in Jakarta have been fully vaccinated, but only 7.38% in Lampung province, at the southern tip of Sumatra, have received the mandatory two doses, the lowest rate nationwide. Indonesia's Health Minister has encouraged regional leaders to distribute available vaccine stocks across cities and regencies to speed up vaccinations, instead of holding on to supplies for fear of shortages. He gave the assurance that the country would have sufficient stocks, with around 80 million doses expected to arrive next month. Indonesia is also expecting 19.5 million doses from foreign suppliers to be delivered this week and another 13 million next week.
- Malaysia's Special Committee on Covid-19 Vaccine Supply (JKJAV) reported a total of 408,295 COVID-19 vaccine doses administered on August 26 (Thursday), bringing the total number of shots given in Malaysia so far to 33,044,202. JKJAV said that 155,669 individuals have received first dose, while 252,626 received the second dose. Johor administered the most first doses with 33,276 doses, followed by Kedah (18,398), Perak (17,532) and Sabah (17,240). The most second doses were administered in Selangor with 36,683, followed by Sabah (33,605), Johor (30,940) and Penang (20,968). JKJAV added that as of Thursday, a total of 80.9% of the adult population had received at least one dose of a COVID-19 vaccine, while 60.2% had received both doses.

Travel Advisories (no new update/s)

Cases and Deaths as of 27 August 2021

- As of 27 August 2021 (2PM, GMT+8), worldwide, there were **215,611,727** confirmed cases, including **4,489,461** deaths. Globally, Case Fatality Rate (CFR) was **2.1**.
- In **China**, there were **122,821** confirmed cases with **5,680** deaths, including deaths in Hong Kong (212) and Taiwan (832). Confirmed cases in China include confirmed cases in Hong Kong (12,078), Macau (63), and Taiwan (15,947). CFR was **4.6**.
- **9,655,355 confirmed cases** of COVID-19 have been reported in the ASEAN region with a total of **214,864 deaths**, with a CFR of **2.2**.

REGION	COUNTRY	FIRST CONFIRMED CASE(S)	LATEST REPORT ON CONFIRMED CASE(S)	TOTAL CONFIRMED CASES	NEW CASES (7-DAY ROLLING AVERAGE)	TOTAL DEATHS	NEW DEATHS (7-DAY ROLLING AVERAGE)	CASE FATALITY RATE	CUMULATIVE CASES/ 100,000	NUMBER OF TESTS LAST 14 DAYS/ 100,000	CUMULATIVE VACCINATED	CUMULATIVE FULLY VACCINATED	FULLY VACCINATED / 100,000
ASEAN REGION	Brunei	10-Mar-20	26-Aug-21	2,265	106 (161)	7	1 (1)	0.3%	523		193,511	73,621	16.83
	Cambodia	27-Jan-20	26-Aug-21	90,958	423 (462)	1,841	6 (13)	2.0%	552	-	10,071,461	8,130,459	48.63
	Indonesia	02-Mar-20	26-Aug-21	4,043,736	16,899 (16,205)	130,182	889 (1,078)	3.2%	1,494	389	59,011,333	33,094,505	12.10
	Lao PDR	24-Mar-20	26-Aug-21	14,104	195 (399)	12	1 (0)	0.1%	197	1,392	2,109,937	988,156	13.58
	Malaysia	25-Jan-20	26-Aug-21	1,640,843	24,599 (21,626)	15,211	393 (247)	0.9%	5,136	4,344	18,792,979	13,842,928	42.77
	Myanmar	23-Mar-20	26-Aug-21	383,514	2,635 (2,536)	14,850	113 (129)	3.9%	710	135	4,456,857	1,796,830	3.30
	Philippines	30-Jan-20	26-Aug-21	1,899,200	16,112 (15,457)	32,728	236 (264)	1.7%	1,757	506	18,697,647	18,061,716	16.48
	Singapore	23-Jan-20	26-Aug-21	66,928	116 (80)	52	2 (1)	0.1%	1,173	5,468	4,571,609	4,348,604	74.33
	Thailand	13-Jan-20	26-Aug-21	1,120,869	18,501 (18,716)	10,314	229 (247)	0.9%	1,610	762	19,586,009	5,705,200	8.17
	Vietnam	23-Jan-20	26-Aug-21	392,938	11,575 (11,475)	9,667	318 (360)	2.5%	407	1,161	15,725,040	1,922,313	1.97
				9,655,355	91,161	214,864	2,188	2.2%					

- **205,833,551 confirmed cases** of COVID-19 have been reported in **222 countries/states** (other than China, Hong Kong, Taiwan, Macau, and ASEAN countries):

REGION	COUNTRY	FIRST CONFIRMED CASE(S)	LATEST REPORT ON CONFIRMED CASE(S)	TOTAL CONFIRMED CASES	NEW CASES	TOTAL DEATHS	NEW DEATHS	CASE FATALITY RATE	CUMULATIVE CASES/ 100,000	NUMBER OF TESTS LAST 14 DAYS/ 100,000	CUMULATIVE IMMUNIZED	CUMULATIVE FULLY VACCINATED	FULLY VACCINATED/ 100,000
ASIA PACIFIC	Japan	16 Jan 2020	26-Aug-21	1,393,846	24,976	15,748	53	1.1%	1,104	798	68,116,454	54,106,570	42.78
	South Korea	20 Jan 2020	26-Aug-21	243,317	1,878	2,257	20	0.9%	471	595	27,076,636	13,358,239	26.06
	Nepal	24 Jan 2020	26-Aug-21	754,915	2,052	10,638	26	1.4%	2,639	258	4,956,455	3,909,941	13.42
	Australia	25 Jan 2020	26-Aug-21	47,840	1,097	989	3	2.1%	187	8,186	11,287,724	6,460,063	25.33
	Sri Lanka	27 Jan 2020	26-Aug-21	411,290	12,489	7,948	198	1.9%	1,886	684	12,149,634	5,949,451	27.78
	India	30 Jan 2020	26-Aug-21	32,602,325	44,543	436,889	493	1.3%	2,386	1,382	463,341,344	134,581,894	9.75
	Afghanistan	24 Feb 2020	26-Aug-21	152,960	138	7,101	8	4.6%	402		770,302	219,159	0.56
	Pakistan	26 Feb 2020	26-Aug-21	1,140,411	4,553	25,320	100	2.2%	527	277	37,923,650	13,970,584	6.32
	New Zealand	28 Feb 2020	26-Aug-21	3,227	68	26	-	0.8%	66	3,768	1,882,106	1,050,348	21.78
	Bhutan	05 Mar 2020	24-Aug-21	2,591	-	3	-	0.1%	340	-	560,963	474,547	61.50
	Maldives	07 Mar 2020	26-Aug-21	80,436	108	225	-	0.3%	15,149	7,202	376,630	300,064	55.51
	Bangladesh	08 Mar 2020	26-Aug-21	1,482,628	9,664	25,729	216	1.7%	909	235	17,348,143	6,903,247	4.19
	Mongolia	10 Mar 2020	26-Aug-21	201,746	2,467	919	6	0.5%	6,255	-	2,232,964	2,072,994	63.23
Turkey	10 Mar 2020	26-Aug-21	6,293,297	19,616	55,469	257	0.9%	7,543	3,770	46,949,549	35,908,553	42.58	

	French Polynesia	12 Mar 2020	25-Aug-21	40,178	-	353	-	0.9%	14,386		119,413	89,973	32.03
	Guam	15 Mar 2020	26-Aug-21	9,867	108	145	-	1.5%	5,898		114,381	103,132	62.21
	New Caledonia	17 Mar 2020	21-Aug-21	135	-	-	-	0.0%	47		77,705	67,269	23.56
	Fiji	18 Mar 2020	26-Aug-21	45,168	678	468	15	1.0%	5,075	-	543,254	234,905	26.20
	Papua New Guinea	21 Mar 2020	26-Aug-21	17,975	10	193	-	1.1%	205	-	91,962	21,090	0.24
	Timor Leste	21 Mar 2020	26-Aug-21	15,603	307	56	4	0.4%	1,207	684	348,548	143,021	10.85
	Northern Mariana Islands	28 Mar 2020	28-May-21	183	-	2	-	1.1%	320		34,721	32,002	56.26
	North Korea	24 Jul 2020	25-Jul-20	1	-	-	-	0.0%	0				
	Solomon Islands	03 Oct 2020	16-Apr-21	20	-	-	-	0.0%	3		48,883	14,437	2.10
	Wallis et Futuna	17 Oct 2020	06-May-21	445	-	7	-	1.6%	2,777		4,899	4,777	42.48
	Marshall Islands	26 Oct 2020	17-Nov-20	4	-	-	-	0.0%	7		21,160	18,374	31.46
	Vanuatu	11 Nov 2020	21-Apr-21	4	-	1	-	25.0%	1		29,321	1,721	0.56
	Samoa	18 Nov 2020	12-Feb-21	3	-	-	-	0.0%	2		87,436	37,524	18.91
	Micronesia	11 Jan 2021	11-Jan-21	1	-	-	-	0.0%	1		40,138	33,636	32.45
	Palau	31 May 2021	14-Jun-21	2	-	-	-	0.0%	11		16,227	14,538	81.19
AMERICAS	USA	21 Jan 2020	26-Aug-21	39,182,953	25,704	649,867	187	1.7%	11,937	1,872	202,500,853	171,773,370	51.36
	Canada	25 Jan 2020	26-Aug-21	1,480,830	1,535	26,858	3	1.8%	3,896	1,400	27,718,436	25,014,925	66.28
	Brazil	26 Feb 2020	25-Aug-21	20,651,737	-	576,949	-	2.8%	9,753	-	129,675,516	56,624,456	26.64
	Mexico	28 Feb 2020	25-Aug-21	3,271,128	-	255,452	-	7.8%	2,564	213	56,742,139	31,703,790	24.59
	Saint Martin	01 Mar 2020	19-Aug-21	3,094	-	41	-	1.3%	8,142				
	Ecuador	01 Mar 2020	25-Aug-21	499,631	-	32,134	-	6.4%	2,876	-	9,970,890	7,096,816	40.22
	Dominican Republic	01 Mar 2020	26-Aug-21	348,915	349	4,007	1	1.1%	3,249	496	5,751,312	4,576,556	42.19
	Chile	03 Mar 2020	26-Aug-21	1,635,958	785	36,778	60	2.2%	8,632	2,925	14,354,049	13,328,516	69.72
	Argentina	03 Mar 2020	25-Aug-21	5,155,079	-	110,966	-	2.2%	11,471	403	27,414,859	12,536,759	27.74
	Peru	05 Mar 2020	25-Aug-21	2,145,051	-	198,031	-	9.2%	6,598	159	9,869,336	7,629,036	23.14
	Costa Rica	06 Mar 2020	25-Aug-21	450,291	-	5,394	-	1.2%	8,921	1,030	3,029,514	1,003,508	19.70
	Colombia	06 Mar 2020	25-Aug-21	4,897,150	-	124,474	-	2.5%	9,728	1,035	22,095,795	14,323,100	28.15

French Guiana	06 Mar 2020	25-Aug-21	33,966	-	209	-	0.6%	17,373					
Martinique	06 Mar 2020	24-Aug-21	34,845	-	405	-	1.2%	8,049					
Paraguay	07 Mar 2020	25-Aug-21	458,116	-	15,633	-	3.4%	6,503	276	2,253,992	1,530,765	21.46	
Panama	10 Mar 2020	25-Aug-21	454,330	-	7,023	-	1.5%	10,699	1,359	2,718,949	1,309,561	30.35	
Bolivia	10 Mar 2020	25-Aug-21	488,403	-	18,350	-	3.8%	4,242	336	3,079,002	2,401,767	20.58	
Honduras	11 Mar 2020	25-Aug-21	332,832	-	8,751	-	2.6%	3,415		1,925,371	1,123,360	11.34	
Cuba	11 Mar 2020	26-Aug-21	619,672	8,509	4,902	96	0.8%	5,468	-	5,098,998	3,138,256	27.71	
Guyana	11 Mar 2020	25-Aug-21	24,713	-	602	-	2.4%	3,157		301,369	153,840	19.56	
Jamaica	12 Mar 2020	26-Aug-21	64,294	463	1,453	22	2.3%	2,181	620	357,938	140,372	4.74	
St Vincent and the Grenadines	12 Mar 2020	24-Aug-21	2,321	-	12	-	0.5%	2,099		16,417	10,273	9.26	
Saint Lucia	13 Mar 2020	25-Aug-21	7,536	-	101	-	1.3%	4,123		34,888	27,277	14.85	
Trinidad and Tobago	13 Mar 2020	26-Aug-21	43,750	212	1,258	6	2.9%	3,136	-	494,625	377,373	26.97	
Venezuela	13 Mar 2020	25-Aug-21	328,550	-	3,940	-	1.2%	1,152		2,900,000	1,100,000	3.87	
Guatemala	13 Mar 2020	26-Aug-21	455,263	5,113	11,694	79	2.6%	2,742	523	3,095,055	932,902	5.21	
Uruguay	13 Mar 2020	25-Aug-21	384,392	-	6,022	-	1.6%	11,104	2,578	2,649,831	2,483,398	71.49	
Curacao	13 Mar 2020	25-Aug-21	15,086	-	142	-	0.9%	9,576		95,525	85,701	52.22	
Puerto Rico	13 Mar 2020	26-Aug-21	167,072	1,173	2,786	8	1.7%	5,231		2,329,210	1,989,764	62.30	
Suriname	13 Mar 2020	25-Aug-21	27,998	-	705	-	2.5%	4,816		198,375	116,588	19.87	
Antigua and Barbuda	13 Mar 2020	25-Aug-21	1,598	-	43	-	2.7%	1,645	-	39,466	32,816	33.51	
Guadeloupe	13 Mar 2020	25-Aug-21	45,277	-	439	-	1.0%	10,221					
Cayman Islands	13 Mar 2020	25-Aug-21	669	-	2	-	0.3%	1,030		51,078	49,086	74.69	
Aruba	14 Mar 2020	25-Aug-21	14,231	-	132	-	0.9%	13,386		77,973	68,820	64.46	
Bahamas	15 Mar 2020	26-Aug-21	17,717	102	343	-	1.9%	4,549		73,726	55,291	14.06	
US Virgin Islands	16 Mar 2020	25-Aug-21	5,707	-	51	-	0.9%	5,352		50,439	41,814	39.94	
Sint Maarten	17 Mar 2020	25-Aug-21	3,550	-	46	-	1.3%	8,715		25,005	22,631	52.78	
Montserrat	17 Mar 2020	26-Aug-21	26	1	1	-	3.8%	278		1,460	1,368	27.37	
Barbados	17 Mar 2020	25-Aug-21	4,720	-	48	-	1.0%	1,644		103,822	91,186	31.73	
El Salvador	18 Mar 2020	25-Aug-21	94,060	-	2,872	-	3.1%	1,457	-	3,410,745	2,485,544	38.32	
Nicaragua	18 Mar 2020	24-Aug-21	11,167	-	199	-	1.8%	171		412,029	200,770	3.03	

Bermuda	18 Mar 2020	24-Aug-21	2,792	-	33	-	1.2%	4,368		42,430	41,592	66.79
Haiti	19 Mar 2020	25-Aug-21	20,833	-	584	-	2.8%	185		25,307	2,446	0.02
Dominica	22 Mar 2020	22-Aug-21	1,339	-	1	-	0.1%	1,865		21,548	19,887	27.62
Grenada	22 Mar 2020	25-Aug-21	266	-	1	-	0.4%	237		22,307	17,768	15.79
Belize	23 Mar 2020	25-Aug-21	15,793	-	356	-	2.3%	4,046	3,243	152,484	64,901	16.32
Turks and Caicos Islands	23 Mar 2020	24-Aug-21	2,616	-	20	-	0.8%	6,850		25,621	23,486	60.66
Saint Kitts and Nevis	24 Mar 2020	26-Aug-21	955	26	3	-	0.3%	1,808	3,947	24,189	20,908	39.31
British Virgin Islands	25 Mar 2020	18-Aug-21	2,568	-	37	-	1.4%	8,551		16,826	12,605	41.69
Anguilla	26 Mar 2020	26-Aug-21	194	20	-	-	0.0%	1,464		9,493	8,965	59.76
Caribbean Netherlands	01 Apr 2020	25-Aug-21	1,780	-	17	-	1.0%	9,882		5,726	1,665	6.35
Falkland Islands	03 Apr 2020	04-Aug-21	66	-	-	-	0.0%	2,502		2,632	1,775	50.96
Saint Pierre and Miquelon	05 Apr 2020	10-Aug-21	30	-	-	-	0.0%	428				
Saint Barthelemy	25 Jul 2020	19-Aug-21	1,489	-	2	-	0.1%	17,621				
EUROPE												
France	24 Jan 2020	26-Aug-21	6,693,019	19,683	113,775	110	1.7%	9,981		47,687,115	38,288,363	56.67
Germany	27 Jan 2020	26-Aug-21	3,926,402	9,705	92,591	22	2.4%	4,723	673	53,532,355	49,408,641	58.97
Finland	29 Jan 2020	26-Aug-21	124,285	650	1,018	-	0.8%	2,251	2,495	3,964,889	2,624,699	47.37
Italy	30 Jan 2020	26-Aug-21	4,509,611	7,215	128,957	43	2.9%	7,479	3,378	41,908,202	35,720,771	59.08
Russian Federation	31 Jan 2020	26-Aug-21	6,824,540	19,630	179,243	820	2.6%	4,727	3,019	42,821,588	35,231,765	24.14
Spain	31 Jan 2020	26-Aug-21	4,822,320	7,115	83,861	171	1.7%	10,244	-	35,950,365	31,930,874	68.29
Sweden	31 Jan 2020	26-Aug-21	1,122,139	1,511	14,657	-	1.3%	10,910		6,820,217	5,398,844	53.46
United Kingdom of Great Britain	31 Jan 2020	26-Aug-21	6,628,709	37,962	132,143	140	2.0%	9,918	7,745	47,792,552	42,072,712	61.98
Belgium	05 Feb 2020	26-Aug-21	1,173,108	2,895	25,348	6	2.2%	10,215	2,952	8,367,489	7,927,370	68.40
Switzerland	25 Feb 2020	26-Aug-21	768,001	2,811	10,962	-	1.4%	8,956	2,420	4,882,273	4,390,711	50.73
Austria	25 Feb 2020	26-Aug-21	681,617	1,438	10,772	2	1.6%	7,678	36,907	5,457,197	5,142,366	57.10
Croatia	25 Feb 2020	26-Aug-21	371,623	638	8,316	6	2.2%	9,136	2,214	1,703,929	1,589,077	38.71
Norway	26 Feb 2020	26-Aug-21	152,714	595	814	-	0.5%	2,856	2,813	3,806,146	2,609,580	48.14
Romania	26 Feb 2020	26-Aug-21	1,093,924	953	34,471	18	3.2%	5,651	709	5,192,411	5,076,144	26.39

Estonia	26 Feb 2020	26-Aug-21	140,341	404	1,286	1	0.9%	10,579	2,928	712,519	531,429	40.06
Georgia	26 Feb 2020	26-Aug-21	532,171	4,128	7,028	79	1.3%	14,304	8,521	734,112	331,736	8.32
North Macedonia	26 Feb 2020	26-Aug-21	172,657	1,081	5,782	27	3.3%	8,287	5,424	674,510	503,401	24.16
Greece	26 Feb 2020	26-Aug-21	573,605	3,528	13,487	28	2.4%	5,353	5,732	5,951,175	5,668,041	54.38
Denmark	27 Feb 2020	26-Aug-21	341,549	982	2,573	2	0.8%	5,870	10,009	4,383,422	4,090,755	70.63
San Marino	27 Feb 2020	23-Aug-21	5,261	-	90	-	1.7%	15,538		23,946	23,946	70.56
Lithuania	27 Feb 2020	26-Aug-21	296,096	723	4,513	8	1.5%	10,625	1,750	1,630,974	1,466,055	53.85
Netherlands	27 Feb 2020	26-Aug-21	1,929,018	2,594	17,982	8	0.9%	11,129	784	11,948,301	10,657,271	62.20
Azerbaijan	27 Feb 2020	26-Aug-21	405,542	3,714	5,434	31	1.3%	4,046	1,719	3,830,650	2,504,655	24.70
Belarus	28 Feb 2020	26-Aug-21	474,403	1,551	3,723	11	0.8%	5,011	2,078	1,496,227	1,188,636	12.58
Iceland	28 Feb 2020	26-Aug-21	10,443	102	31	1	0.3%	2,890	7,671	277,766	262,924	77.05
Ireland	28 Feb 2020	26-Aug-21	344,195	1,866	5,092	-	1.5%	6,965	3,342	3,629,205	3,277,167	66.37
Monaco	29 Feb 2020	26-Aug-21	3,170	7	33	-	1.0%	8,136		24,454	19,606	49.96
Czech Republic	01 Mar 2020	26-Aug-21	1,678,331	248	30,393	6	1.8%	15,730		5,906,073	5,624,843	52.52
Luxembourg	01 Mar 2020	26-Aug-21	75,442	130	830	-	1.1%	12,170	4,616	404,063	352,213	56.27
Armenia	01 Mar 2020	26-Aug-21	239,739	683	4,785	7	2.0%	8,106	1,553	153,888	85,454	2.88
Latvia	02 Mar 2020	26-Aug-21	141,686	150	2,571	1	1.8%	7,407	4,508	842,704	747,578	39.63
Portugal	02 Mar 2020	26-Aug-21	1,028,421	2,552	17,689	15	1.7%	10,014	4,463	8,366,622	7,427,602	72.84
Andorra	02 Mar 2020	26-Aug-21	15,016	2	130	-	0.9%	19,465	1,605	51,044	40,616	52.57
Liechtenstein	03 Mar 2020	26-Aug-21	3,250	3	59	-	1.8%	8,548	3,119	22,384	20,451	53.63
Ukraine	03 Mar 2020	26-Aug-21	2,278,171	1,581	53,566	45	2.4%	5,133	501	5,152,290	3,310,320	7.57
Slovenia	04 Mar 2020	26-Aug-21	265,159	510	4,444	1	1.7%	12,700	809	978,208	890,610	42.84
Hungary	04 Mar 2020	26-Aug-21	811,517	180	30,056	1	3.7%	8,306	787	5,715,525	5,504,899	56.98
Poland	04 Mar 2020	26-Aug-21	2,887,485	215	75,332	3	2.6%	7,604	721	19,092,270	18,524,940	48.95
Faroe Islands	04 Mar 2020	25-Aug-21	999	-	2	-	0.2%	2,052		36,511	33,888	69.35
Bosnia and Herzegovina	05 Mar 2020	26-Aug-21	211,689	630	9,770	12	4.6%	6,413	562	567,198	360,928	11.00
Gibraltar	05 Mar 2020	26-Aug-21	5,314	6	96	-	1.8%	15,768		39,523	39,195	116.34
Slovakia	06 Mar 2020	26-Aug-21	394,446	161	12,547	-	3.2%	7,232	2,605	2,358,671	2,135,640	39.12
Serbia	06 Mar 2020	26-Aug-21	751,147	2,454	7,240	7	1.0%	10,816	1,634	2,903,057	2,787,457	40.96
Vatican City	06 Mar 2020	17-Oct-20	27	-	-	-	0.0%	2,932				
Malta	07 Mar 2020	26-Aug-21	35,950	42	438	1	1.2%	7,152	4,597	411,748	410,532	79.78

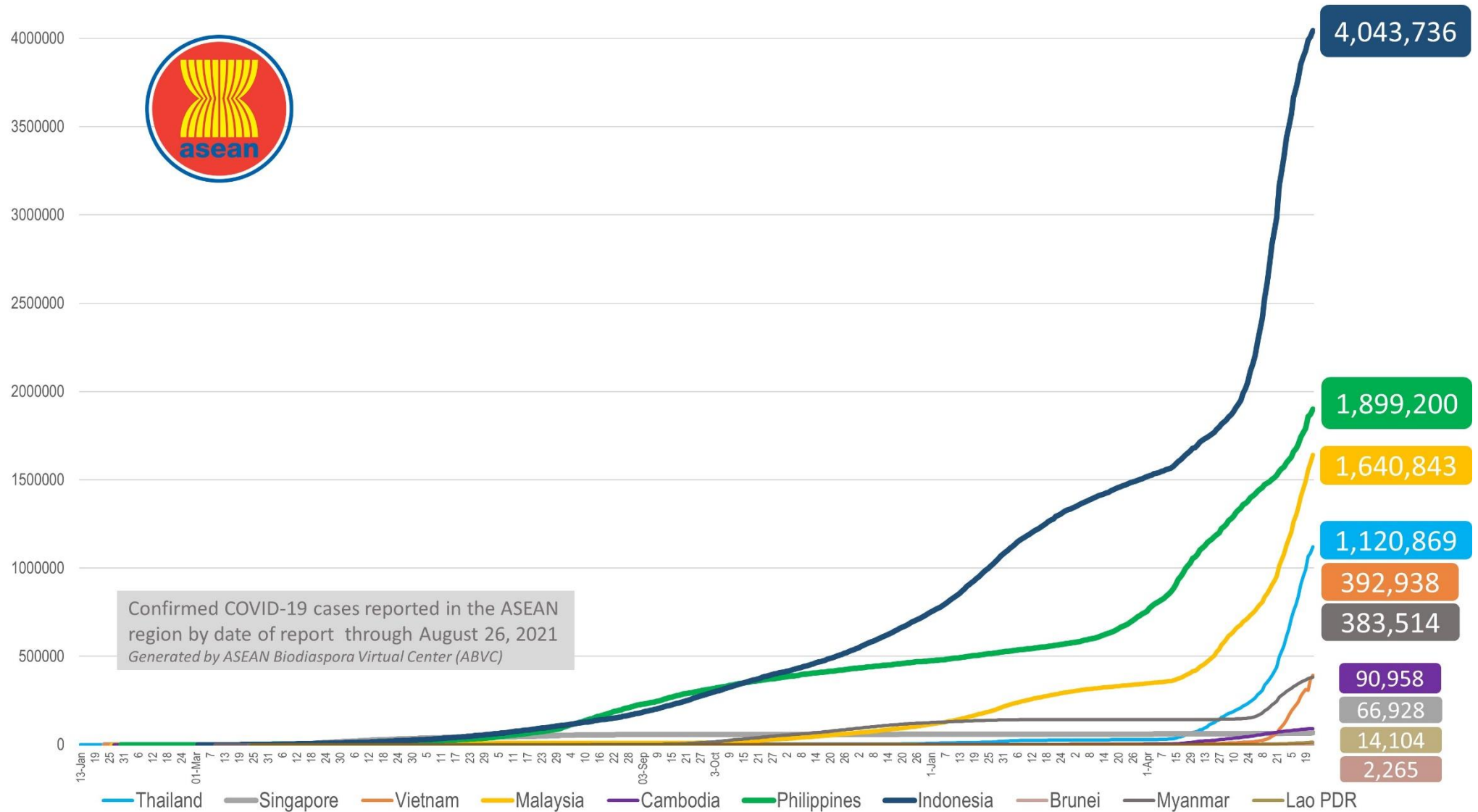
	Moldova	07 Mar 2020	26-Aug-21	266,314	497	6,384	4	2.4%	10,021	2,829	573,001	662,343	16.42
	Bulgaria	08 Mar 2020	26-Aug-21	448,431	1,733	18,647	34	4.2%	6,428	3,857	1,089,066	1,136,584	16.36
	Albania	09 Mar 2020	26-Aug-21	142,253	888	2,486	3	1.7%	4,984	-	792,663	594,050	20.64
	Cyprus	09 Mar 2020	26-Aug-21	112,532	254	491	5	0.4%	9,389	37,777	564,904	504,219	56.78
	Channel Islands	09 Mar 2020	26-Aug-21	1,214	19	18	-	1.5%	1,861		32,969	13,618	20.31
	Jersey	10 Mar 2020	26-Aug-21	9,224	21	77	1	0.8%	10,157		75,674	71,181	70.43
	Kazakhstan	13 Mar 2020	26-Aug-21	761,249	6,358	8,758	115	1.2%	4,112	-	6,448,802	5,123,033	27.28
	Kosovo	13 Mar 2020	26-Aug-21	134,775	2,541	2,360	14	1.8%	7,512				
	Uzbekistan	15 Mar 2020	26-Aug-21	152,363	846	1,050	7	0.7%	454		8,569,841	1,232,807	3.68
	Greenland	16 Mar 2020	25-Aug-21	313	-	-	-	0.0%	557		39,425	31,316	55.16
	Montenegro	17 Mar 2020	26-Aug-21	112,500	764	1,704	9	1.5%	18,083		204,906	175,897	28.01
	Kyrgyzstan	18 Mar 2020	26-Aug-21	174,813	237	2,503	5	1.4%	2,707		658,752	403,364	6.18
	Isle of Man	19 Mar 2020	25-Aug-21	6,432	-	37	-	0.6%	7,604		65,639	61,142	71.90
	Tajikistan	30 Apr 2020	23-Aug-21	16,514	-	124	-	0.8%	177		1,755,958	212,000	2.22
MIDDLE EAST	UAE	29 Jan 2020	26-Aug-21	713,402	991	2,031	3	0.3%	7,302	32,476	8,436,413	7,397,933	74.80
	Iran	19 Feb 2020	26-Aug-21	4,833,135	36,758	104,716	694	2.2%	5,829	1,309	15,513,459	4,381,064	5.22
	Israel	21 Feb 2020	26-Aug-21	1,028,271	10,446	6,937	29	0.7%	11,358	14,732	5,927,650	5,456,870	63.04
	Lebanon	21 Feb 2020	25-Aug-21	595,522	-	8,024	-	1.3%	8,687	-	1,311,269	1,050,433	15.39
	Kuwait	24 Feb 2020	26-Aug-21	409,009	212	2,414	2	0.6%	9,722	1,553	2,668,082	923,307	21.62
	Oman	24 Feb 2020	26-Aug-21	301,784	101	4,049	2	1.3%	6,066		2,336,980	1,042,882	20.42
	Bahrain	24 Feb 2020	26-Aug-21	272,042	109	1,388	-	0.5%	16,576	10,073	1,138,225	1,081,480	63.56
	Iraq	24 Feb 2020	26-Aug-21	1,855,781	8,084	20,480	70	1.1%	4,721	829	826,007	494,900	1.23
	Qatar	29 Feb 2020	26-Aug-21	231,792	233	601	-	0.3%	8,185	1,982	2,287,632	2,027,159	70.36
	Saudi Arabia	02 Mar 2020	26-Aug-21	543,318	290	8,512	7	1.6%	1,585	2,018	21,713,687	13,452,363	38.64
	Jordan	02 Mar 2020	26-Aug-21	793,182	904	10,350	12	1.3%	7,852	3,802	3,401,192	2,822,246	27.66
	Palestine	05 Mar 2020	26-Aug-21	361,909	1,788	3,925	3	1.1%	7,724		648,395	429,818	8.43
	Syria	22 Mar 2020	26-Aug-21	27,325	104	1,989	4	7.3%	160		230,510	158,010	0.90
	Yemen	10 Apr 2020	26-Aug-21	7,676	51	1,444	6	18.8%	26		298,161	13,322	0.04
AFRICA	Egypt	14 Feb 2020	25-Aug-21	286,938	-	16,691	-	5.8%	286		5,109,996	2,894,590	2.83
	Algeria	25 Feb 2020	25-Aug-21	193,171	-	5,096	-	2.6%	449		3,421,279	724,812	1.65
	Nigeria	28 Feb 2020	25-Aug-21	188,880	-	2,288	-	1.2%	94	69	2,550,390	1,416,623	0.69
	Tunisia	02 Mar 2020	26-Aug-21	651,035	3,552	22,932	72	3.5%	5,567	911	3,627,286	1,739,839	14.72
	Morocco	02 Mar 2020	26-Aug-21	836,494	7,357	12,176	97	1.5%	2,294	772	17,693,422	13,554,867	36.72
	Senegal	02 Mar 2020	26-Aug-21	72,315	100	1,717	11	2.4%	444	202	1,147,553	564,998	3.37
	South Africa	05 Mar 2020	26-Aug-21	2,734,973	12,771	80,826	357	3.0%	4,671	1,049	8,439,579	5,141,248	8.67
	Cameroon	06 Mar 2020	11-Aug-21	82,454	-	1,338	-	1.6%	319		343,672	74,476	0.28

Togo	06 Mar 2020	25-Aug-21	20,244	-	175	-	0.9%	250	143	356,897	178,621	2.16
Burkina Faso	09 Mar 2020	25-Aug-21	13,737	-	171	-	1.2%	68		53,814	17,696	0.08
Democratic Republic of Congo	10 Mar 2020	26-Aug-21	54,226	217	1,057	4	1.9%	62		82,039	5,871	0.01
Ivory Coast	11 Mar 2020	25-Aug-21	54,038	-	413	-	0.8%	210	83	1,287,881		
Reunion	11 Mar 2020	24-Aug-21	48,683	-	332	-	0.7%	6,266				
Ghana	13 Mar 2020	21-Aug-21	115,945	-	982	-	0.8%	381	-	865,422	405,971	1.31
Guinea	13 Mar 2020	26-Aug-21	29,120	98	320	2	1.1%	228		700,905	356,180	2.71
Gabon	13 Mar 2020	25-Aug-21	25,762	-	165	-	0.6%	1,186	1,378	77,761	53,037	2.38
Sudan	13 Mar 2020	24-Aug-21	37,650	-	2,828	-	7.5%	88		643,569	186,113	0.42
Kenya	13 Mar 2020	26-Aug-21	232,869	817	4,635	35	2.0%	443	-	1,714,858	786,340	1.46
Ethiopia	13 Mar 2020	26-Aug-21	301,713	3,716	4,606	26	1.5%	269	60	2,349,283		
Central African Republic	14 Mar 2020	23-Aug-21	11,270	-	99	-	0.9%	238		82,083	13,779	0.29
Seychelles	14 Mar 2020	24-Aug-21	19,594	-	104	-	0.5%	20,071		73,777	69,713	70.89
Rwanda	14 Mar 2020	26-Aug-21	85,201	570	1,056	8	1.2%	675	990	1,242,465	481,097	3.71
Namibia	14 Mar 2020	26-Aug-21	124,275	192	3,361	12	2.7%	4,982	328	204,142	100,944	3.97
Swaziland	14 Mar 2020	25-Aug-21	41,680	-	1,042	-	2.5%	3,630		96,175	109,596	9.45
Mauritania	14 Mar 2020	25-Aug-21	32,486	-	684	-	2.1%	718	-	228,536	25,619	0.55
Mayotte	14 Mar 2020	26-Aug-21	19,717	19	175	-	0.9%	12,397				
Equatorial Guinea	15 Mar 2020	25-Aug-21	9,173	-	123	-	1.3%	676	504	192,792	143,787	10.25
Republic of Congo	15 Mar 2020	23-Aug-21	13,493	-	179	-	1.3%	251		184,812	105,475	1.91
Benin	16 Mar 2020	24-Aug-21	12,492	-	127	-	1.0%	106	-	54,367	42,212	0.35
Liberia	16 Mar 2020	02-Aug-21	5,459	-	148	-	2.7%	111		104,545	27,392	0.54
Tanzania	16 Mar 2020	10-Aug-21	1,367	-	50	-	3.7%	2		218,621	218,621	0.37
Somalia	16 Mar 2020	25-Aug-21	17,016	-	938	-	5.5%	110		188,765	93,757	0.59
Gambia	17 Mar 2020	26-Aug-21	9,533	63	311	10	3.3%	406	126	178,481	142,904	5.91
Zambia	17 Mar 2020	26-Aug-21	205,315	208	3,587	1	1.7%	1,150	271	309,595	248,712	1.35
Mauritius	18 Mar 2020	26-Aug-21	8,667	333	27	1	0.3%	685		791,795	704,703	55.41
Djibouti	18 Mar 2020	25-Aug-21	11,707	-	157	-	1.3%	1,202		35,396	22,849	2.31
Niger	19 Mar 2020	25-Aug-21	5,807	-	198	-	3.4%	25		404,104	86,445	0.36
Chad	19 Mar 2020	26-Aug-21	4,989	2	174	-	3.5%	31		33,525	11,865	0.07
Zimbabwe	20 Mar 2020	25-Aug-21	123,711	-	4,338	-	3.5%	845	246	2,421,956	1,536,218	10.34
Cape Verde	20 Mar 2020	25-Aug-21	34,919	-	307	-	0.9%	6,350		212,766	49,398	8.88
Madagascar	20 Mar 2020	26-Aug-21	42,854	4	955	-	2.2%	159	9	197,001		
Uganda	21 Mar 2020	24-Aug-21	119,141	-	2,973	-	2.5%	269	48	901,900	242,310	0.53
Eritrea	21 Mar 2020	26-Aug-21	6,636	1	37	-	0.6%	187				
Angola	21 Mar 2020	25-Aug-21	46,539	-	1,176	-	2.5%	146		1,110,558	731,010	2.22

Mozambique	22 Mar 2020	25-Aug-21	144,032	-	1,822	-	1.3%	474	68	1,207,600	656,629	2.10
Libya	24 Mar 2020	26-Aug-21	302,177	1,722	4,152	26	1.4%	4,459		837,907	52,050	0.76
Guinea-Bissau	25 Mar 2020	25-Aug-21	5,634	-	110	-	2.0%	293		28,097	2,993	0.15
Mali	25 Mar 2020	26-Aug-21	14,803	8	537	-	3.6%	75		173,242	86,477	0.43
Botswana	30 Mar 2020	23-Aug-21	150,842	-	2,171	-	1.4%	6,548		252,722	181,922	7.74
Sierra Leone	31 Mar 2020	26-Aug-21	6,363	5	121	-	1.9%	81		82,145	15,170	0.19
Burundi	31 Mar 2020	25-Aug-21	11,818	-	10	-	0.1%	102				
Malawi	02 Apr 2020	26-Aug-21	60,090	136	2,129	18	3.5%	323	-	643,799	372,544	1.95
South Sudan	05 Apr 2020	25-Aug-21	11,347	-	120	-	1.1%	103	-	52,226	4,763	0.04
Sao Tome and Principe	06 Apr 2020	26-Aug-21	2,570	15	37	-	1.4%	1,195		32,114	11,873	5.42
Comoros	30 Apr 2020	25-Aug-21	4,055	-	147	-	3.6%	477		175,038	64,126	7.37
Lesotho	13May 2020	25-Aug-21	14,388	-	403	-	2.8%	677		71,597	32,181	1.50
			205,833,551	417,907	4,268,917	5,203	2.1%					

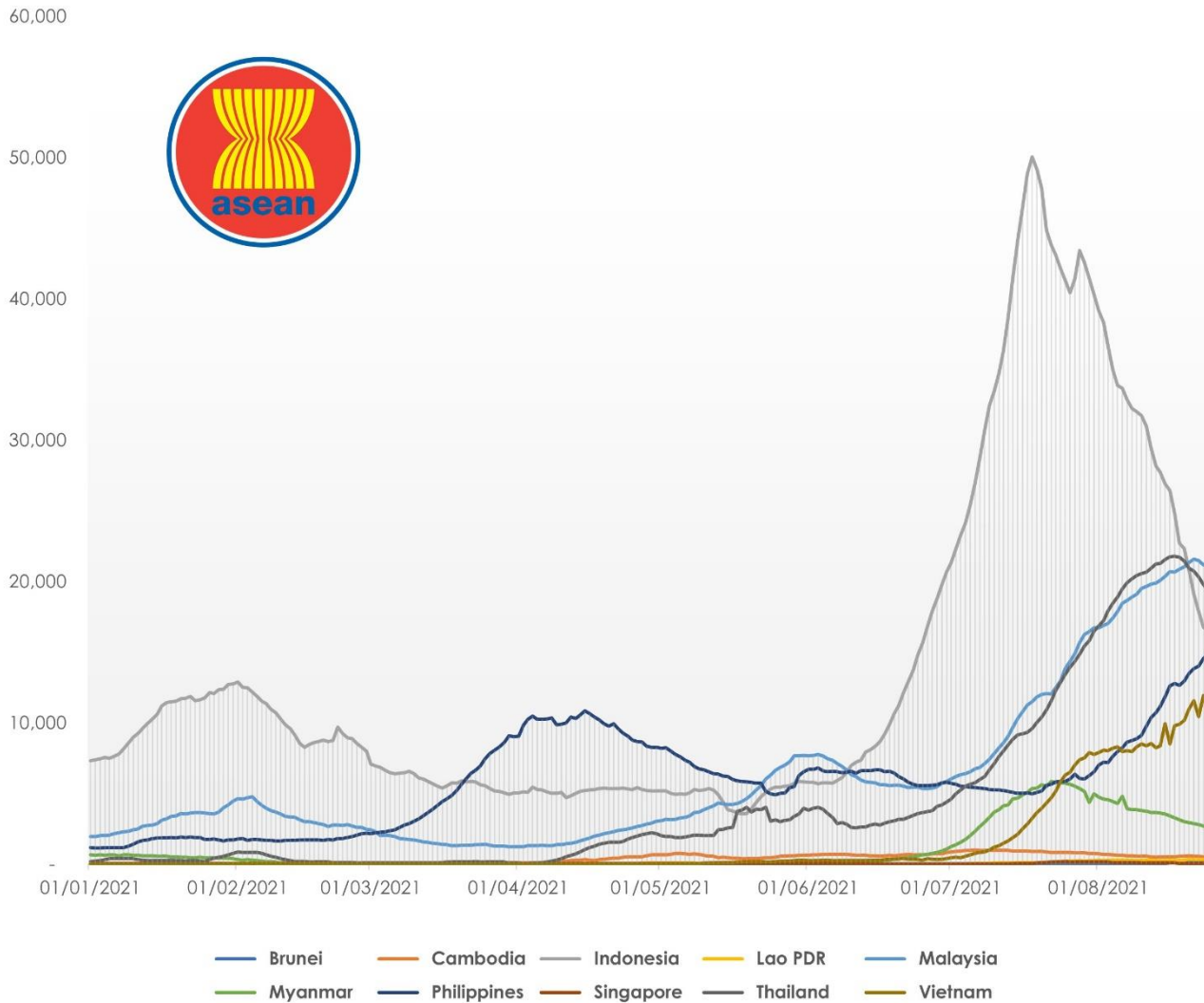
COVID-19 Epi curve among ASEAN Countries

as of 26 August 2021



7-Day Rolling Average of COVID-19 new cases

as of 26 August 2021

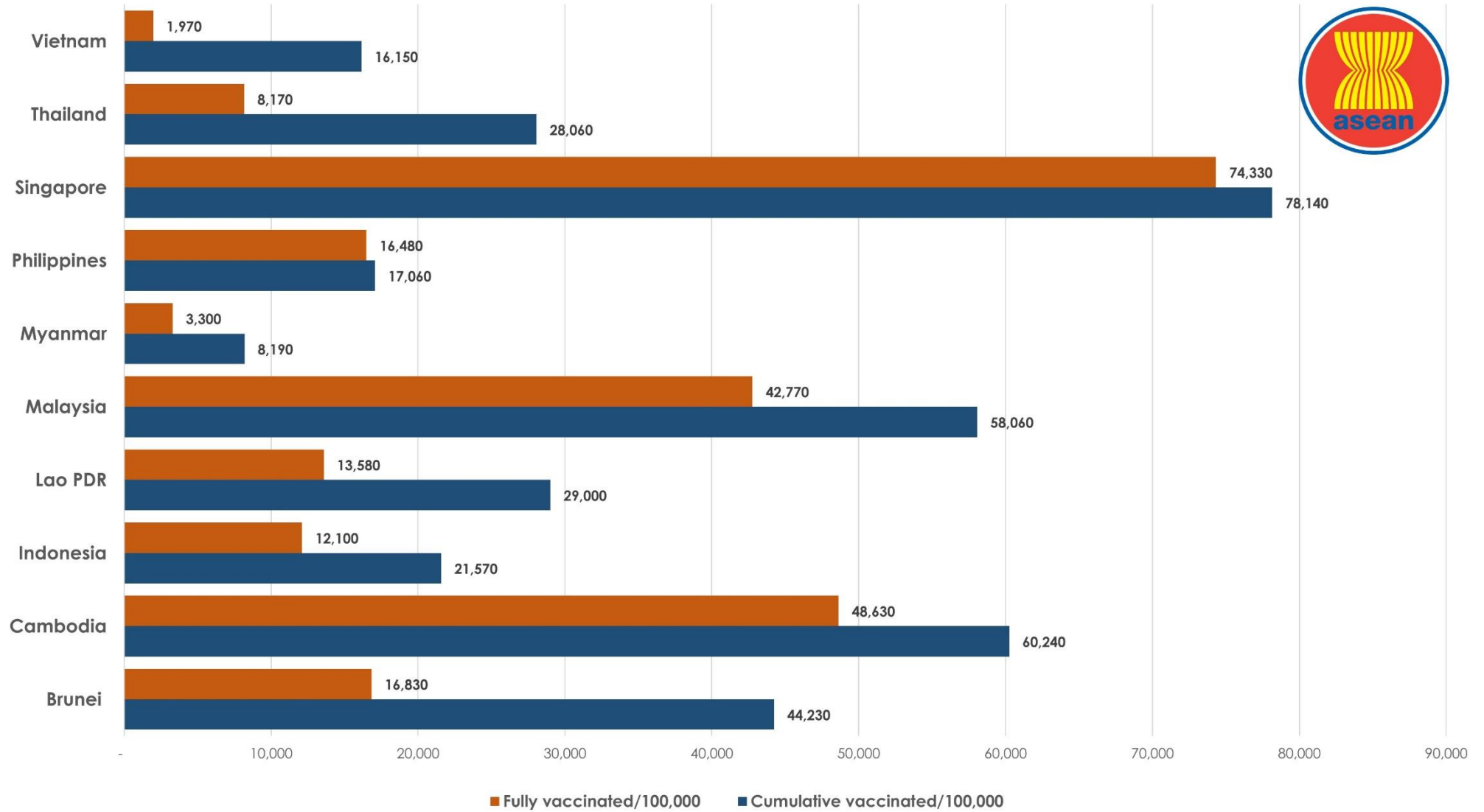


ASEAN Country	New Cases Rate of Change 7-Day Window*	P-value
Brunei	9.122	0.01
Cambodia	-18.204	0
Indonesia	-688.898	0.006
Lao PDR	13.571	0.1
Malaysia	14.602	0.664
Myanmar	-72.423	0
Philippines	340.918	0
Singapore	5.429	0.009
Thailand	-389.551	0
Vietnam	53.255	0.62

*Beta coefficient of linear line of best fit; equal to the rate of change in the 7-day rolling average of new cases over the past 7 days (as of August 26, 2021)

COVID-19 Vaccination Status

as of 26 August 2021



Re-opening Tracker

as of 24 August 2021

ASEAN MEMBER STATE	REQUIREMENT					
	At least 80% of the high-risk population has been vaccinated with at least one dose of a COVID-19 vaccine.		At least 65% of the total population has a level of immunity to COVID-19; either recovered from COVID-19 or have been vaccinated with at least one dose of a COVID-19 vaccine.		Case levels are generally low (a 7-day rolling average number of daily new cases that is <10 cases per 100,000, with each day's past-14-day test positivity is consistently <5%).	
	% of High risk population with one dose	Projected Completion Date <i>(moderate case scenario)</i>	% of Total population with one dose	Projected Completion Date <i>(moderate case scenario)</i>	Daily cases/100,000	Test positivity last 14 days
Brunei	>80.0	Aug 2021	43.9		33.633	
Cambodia	>80.0	Jun 2021	63.4		3.041	
Indonesia	>80.0	Aug 2021	23.6	May 2022	6.107	20.0
Lao PDR	> 80.0	Aug 2021	31.3	Apr 2022	4.601	14.0
Malaysia	>80.0	Jul 2021-	59.3	Sep 2021	66.771	13.6
Myanmar	13.6	-	9.0	-	4.781	27.6
Philippines	75.2	Nov 2021	19.5	Apr 2022	13.744	21.8
Singapore	>80.0	May 2021	>80.2	Jul 2021	1.029	0.1
Thailand	>80.0	Aug 2021	29.4	Jan 2022	27.804	35.2
Vietnam	58.2		17.3		11.250	6.2



Report generated by
ASEAN Biodiaspora Virtual Center (ABVC)
 in collaboration with **Bluedot Inc.**
 Email: support@biodiaspora.org

