

COVID-19 Situational Report in the ASEAN Region

ASEAN BioDiaspora Virtual Center (ABVC)

as of January 24, 2022



Canada



COVID-19: Highlights and Situation Overview

Global Update

- Worldwide, there have been over 351.6 million cases and 5.6 million deaths attributed to COVID-19.
- According to the World Health Organization (WHO), during the week of January 10 to January 16, the global number of new cases increased by 20% (over 18 million new cases) when compared to the previous week, while the global new deaths remained stable with over 45,000 new deaths reported. All regions, except the African region, reported an increase in new weekly cases. The three largest increases were reported by the South East Asia region (+145%), the Eastern Mediterranean region (+68%), and the Western Pacific region (+38%). The African region reported a -27% decrease in new weekly cases. Only the South East Asia region and the Region of the Americas reported an increase in new weekly deaths, with a change of +12% and +7%, respectively.
- Based on the BlueDot COVID-19 Data Suite, as of January 20, the top five countries with the highest seven-day rolling average number of daily new cases are the United States, France, India, Italy, and Spain. The top five countries/overseas territories with the highest seven-day rolling average number of daily new cases per million population are the Faroe Islands, Israel, Bonaire, Saint Eustatius and Saba, Reunion, and Seychelles. As of January 20, South America has the largest proportion of countries (79%, or 11 out of 14) with a high incidence rate (>350 per 100,000 over the past 14 days) and a stable or increasing trend in daily new cases over the last seven days. Asia has the highest proportion of countries (48%, or 23 out of 48) with a low (<=140) to moderate (140.1 - 350) incidence rate and an increasing trend in new cases over the last seven days. Africa has the highest proportion of countries (70%, or 39 out of 56) reporting a low incidence rate (<= 140) with a stable or decreasing trend in new cases.

Regional Update

- Indonesia's Ministry of Health (MOH) confirmed the first two Omicron-related deaths. The Ministry's spokesperson said on January 22 (Saturday) that one case was locally infected in Banten province and the other was an international traveler who passed away in the capital Jakarta. Both patients have also comorbidities. According to MOH, most of the Omicron cases were Indonesian nationals and those who have been fully vaccinated. The bulk of the travellers who tested positive for Omicron had returned from Turkey, with the United Arab Emirates and Saudi Arabia also prominent destinations. The total cases in Indonesia, including 1,161 Omicron infections, now stands at over 4.2 million, with more than 144,000 deaths. The country's President and Health Minister have repeatedly appealed to Indonesians to suspend their overseas leisure trips.
- Singapore on Saturday (January 22) reported its first Omicron-related death, a 92-year-old woman who caught the virus from a family member. The woman was unvaccinated and had no known medical history. According to the Ministry of Health (MOH), upon investigation, doctors have concluded that the death was due to COVID-19 infection and by the Omicron variant. According to MOH's daily update, 3,496 new COVID-19 cases were detected in Singapore and one death on Sunday (January 23). There is an increase of over 1,000 cases from the 2,463 cases reported on Saturday. The weekly COVID-19 infection growth rate was at 2.75, up from 2.64 the day before. Of the total cases, 2,007 were detected through polymerase chain reaction (PCR) tests - comprising 1,577 local cases and 430 imported cases. Another 1,489 cases were detected through antigen rapid tests (ART) and assessed by a doctor to have mild symptoms and of low risk. MOH began including cases detected by ART since January 21 (Friday). Of the cases detected through ART, 1,480 were local and nine were imported. As of January 23, Singapore has recorded a total of 313,772 COVID-19 cases, with 848 deaths.

The authorities also announced on Friday that it will suspend in-person visits to all hospital wards and residential care homes for a period of four weeks, from January 24 to February 20, to protect seniors and healthcare workers. MOH also added that hospitals and homes will have the discretion to allow visitors for exceptional cases, for example, if the patient or resident is critically ill. Meanwhile, existing safe management measures, such as dining in groups of five, will remain through the Chinese New Year festive period to lower the risk of transmission and reduce the stress on the healthcare system.

- Cambodia's Ministry of Health (MOH) said in a statement on January 24 (Monday) that the country had seen zero deaths from the COVID-19 for 20 days straight. According to MOH also, the number of confirmed Omicron COVID-19 variant cases in Cambodia has risen to 625 after 40 new infections were detected. Among the new cases, 15 were imported and 25 were locally transmitted. Cambodian Prime Minister on Friday said that the government allowed all patients infected with the Omicron variant to get treatment at home if they prefer.

Vaccine Update

- Ten countries accounted for 64.3% of cumulative vaccine doses administered globally as of January 20. The top five countries/territories with the highest number of cumulative people fully vaccinated per 100,000 population are Gibraltar (119,620), United Arab Emirates (92,260), Brunei Darussalam (91,130), Portugal (90,230), and Chile (87,460). Conversely, the five countries with the lowest number of cumulative people fully vaccinated per 100,000 population are Burundi (50), the Democratic Republic of the Congo (170), Haiti (650), Chad (710), and Yemen (980).
- According to Malaysia's Health Ministry's COVIDNOW portal, a total of 22,915,836 individuals or 97.9% of the adult population have completed vaccination while 23,193,511 individuals or 99.1% of the group have received at least one dose as of January 23 (Sunday). In addition, 129,378 booster doses were administered yesterday bringing the total booster doses administered in the adult population to 10,701,460 or 45.7% of the adult population. For adolescents aged 12 to 17 years, a total of 2,780,413 individuals or 88.3% have completed their vaccination while 2,864,161 individuals or 91% have received at least one dose of the vaccine. A total of 131,168 doses of vaccine were administered yesterday which included 817 as the first dose and 973 as second dose, bringing the cumulative total of vaccines administered under the National COVID-19 Immunization Programme (NIP) to 62,251,745 doses.
- The Lao Ministry of Health (MOH) said the COVID-19 vaccination campaign in the country has achieved good results last year. The government has obtained its goal to vaccinate at least 50% of the population by the end of 2021. Large numbers of people in priority groups have been fully vaccinated, including children aged 12 and over, pregnant women, and essential workers such as school teachers. In order to increase vaccine coverage, striving to achieve the goal of at least 80 percent of the population being vaccinated by the end of 2022, the Ministry of Health has directed authorities to set up more vaccination centres in community health stations and in villages to make it easier for local people to access. The ministry also urged unvaccinated people or those who have not been received two shots to be vaccinated to minimize the impact on people's health and the economy. As of January 21, the percentage of people who have one dose of COVID-19 vaccine has accounted for nearly 64% of the population while those with two shots reached 53%.

Travel Advisories (new update/s)

- Indonesia: Coordinating Minister for Economic Affairs said on January 24 (Monday) that Indonesia is opening a safe travel corridor allowing people from Singapore to travel to Batam and Bintan. The travellers must be vaccinated twice, and must have a negative PCR

test taken within three days prior to travel. Travellers must also have insurance worth S\$30,000 and use the Indonesian COVID-19 tracing programmes PeduliLindungi and Blue Pass.

- Vietnam: The Immigration Department of Vietnam has announced new policies on easing entry procedures for foreigners and overseas Vietnamese (OVs) as well as their family members with valid visas or visa exemptions. Foreigners and overseas Vietnamese, who hold valid permanent or temporary residence cards, visas and visa exemption certificates, can enter Vietnam in accordance with the Law on foreigners' entry without having to obtain prior approval from ministries, sectors, and local authorities or undergoing pre-clearance procedures. Foreigners who wish to enter Vietnam for market research, business, investment, work, conferences, study, family visits but do not have one of the above-mentioned documents must obtain approval from the provincial People's Committees or ministries, sectors, and central authorities before undergoing sponsoring, inviting procedures for visas at the Immigration Department. All entrants must adhere to applicable COVID-19 prevention regulations by the Ministry of Health, which means having a negative RT-PCR test results taken within three days prior to entry, submitting an online health declaration at <https://tokhaiyte.vn>, taking a rapid antigen COVID-19 tests at the airport if one arrives from a country with Omicron, and serving three day quarantine at home/place of accommodation (for fully vaccinated/recently recovered patients) or 7-day quarantine at hotel for the not fully vaccinated. Those wishing to enter Vietnam for tourism purposes can do so by joining tour groups under the Ministry of Culture, Sports, Tourism's pilot inbound tourism programme for fully vaccinated arrivals. Under this vaccine passport-based scheme aimed at reviving international tourism after two years of pandemic, foreign tourists could go to five destinations in Vietnam – Phu Quoc (Kien Giang province), Nha Trang (Khanh Hoa), Da Nang, Hoi An (Quang Nam), and Quang Ninh, with Binh Dinh and Ho Chi Minh City soon to reopen as well.

Cases and Deaths as of 24 January 2022

- As of 24 January 2022 (2PM, GMT+8), worldwide, there were **351,637,073** confirmed cases, including **5,620,682** deaths. Globally, Case Fatality Rate (CFR) was **1.6**.
- In **China**, there were **137,295** confirmed cases with **5,700** deaths, including deaths in Hong Kong (213) and Taiwan (851). Confirmed cases in China include confirmed cases in Hong Kong (13,826), Macau (79) and Taiwan (18,325). CFR was **4.2**.
- **16,170,145 confirmed cases** of COVID-19 have been reported in the ASEAN region with a total of **312,124 deaths**, with a CFR of **1.9**.

REGION	COUNTRY	FIRST CONFIRMED CASE(S)	LATEST REPORT ON CONFIRMED CASE(S)	TOTAL CONFIRMED CASES	NEW CASES (7-Day Rolling Average)	TOTAL DEATHS	NEW DEATHS (7-Day Rolling Average)	CASE FATALITY RATE	TOTAL POPULATION	CUMULATIVE CASES/ 100,000	CUMULATIVE VACCINATED	CUMULATIVE FULLY VACCINATED	FULLY VACCINATED / 100
ASEAN REGION	Brunei	10 Mar 20	23-Jan-22	16,132	- (48)	98	-	0.6%	433,285	3,712	406,475	402,390	91.1
	Cambodia	27 Jan 20	23-Jan-22	121,026	26 (33)	3,015	-	2.5%	16,486,542	734	14,332,499	13,733,787	81.0
	Indonesia	02 Mar 20	23-Jan-22	4,286,378	2,925 (2,104)	144,220	14 (7)	3.4%	270,625,568	1,584	180,714,550	121,075,830	43.8
	Lao PDR	24 Mar 20	23-Jan-22	129,953	417 (746)	526	2 (4)	0.4%	7,169,455	1,813	4,653,477	3,835,288	52.0
	Malaysia	25 Jan 20	23-Jan-22	2,832,945	- (2,963)	31,892	- (13)	1.1%	31,949,777	8,855	26,056,749	25,695,189	78.4
	Myanmar	23 Mar 20	23-Jan-22	534,071	112 (132)	19,310	1 (1)	3.6%	54,045,420	988	21,361,785	17,558,113	32.0
	Philippines	30 Jan 20	23-Jan-22	3,417,216	29,692 (30,260)	53,472	66 (81)	1.6%	108,116,615	3,161	56,110,301	56,835,020	51.2
	Singapore	23 Jan 20	23-Jan-22	313,772	- (2,632)	848	- (1)	0.3%	5,703,569	5,440	4,870,033	4,731,934	86.8
	Thailand	13 Jan 20	23-Jan-22	2,377,500	7,686 (7,574)	22,035	13 (15)	0.9%	69,625,582	3,415	51,922,910	47,834,174	68.4
	Vietnam	23 Jan 20	23-Jan-22	2,141,422	14,978 (16,839)	36,719	123 (159)	1.7%	96,462,106	2,220	78,527,765	71,946,807	73.3
				16,170,145	55,836	312,135	219	1.9%					

- **335,336,763 confirmed cases** of COVID-19 have been reported in **223 countries/states** (other than China, Hong Kong, Taiwan, Macau, and ASEAN countries):

REGION	COUNTRY	FIRST CONFIRMED CASE(S)	LATEST REPORT ON CONFIRMED CASE(S)	TOTAL CONFIRMED CASES	NEW CASES	TOTAL DEATHS	NEW DEATHS	CASE FATALITY RATE	CUMULATIVE CASES/ 100,00	NUMBER OF TESTS LAST 14 DAYS/ 100,000	CUMULATIVE IMMUNIZED	CUMULATIVE FULLY VACCINATED	FULLY VACCINATED / 100
ASIA PACIFIC	Japan	16 Jan 2020	23-Jan-22	2,180,366	50,030	18,403	9	0.8%	1,727	1,158	101,287,418	99,633,916	79.0
	South Korea	20 Jan 2020	23-Jan-22	733,902	7,628	6,540	11	0.9%	1,419	3,669	44,568,730	43,801,851	85.4
	Nepal	24 Jan 2020	23-Jan-22	910,394	5,598	11,655	4	1.3%	3,182	577	15,837,671	12,127,829	40.9
	Australia	25 Jan 2020	23-Jan-22	1,657,485	32,940	3,103	40	0.2%	6,462	9,483	21,324,245	20,106,005	78.0
	Sri Lanka	27 Jan 2020	23-Jan-22	601,886	838	15,299	15	2.5%	2,761	373	16,403,883	13,881,187	64.6
	India	30 Jan 2020	23-Jan-22	39,237,264	333,533	489,409	525	1.2%	2,872	1,574	928,133,309	681,368,115	48.9
	Afghanistan	24 Feb 2020	23-Jan-22	159,649	101	7,393	3	4.6%	420		4,450,211	3,836,731	9.6
	Pakistan	26 Feb 2020	23-Jan-22	1,367,605	7,586	29,097	20	2.1%	631	283	102,975,552	78,860,543	35.0
	New Zealand	28 Feb 2020	23-Jan-22	15,550	71	52	-	0.3%	316	4,073	3,995,827	3,910,251	76.3
	Bhutan	05 Mar 2020	23-Jan-22	3,649	92	3	-	0.1%	478	59,054	593,634	570,147	73.1
	Maldives	07 Mar 2020	23-Jan-22	117,461	2,484	270	1	0.2%	22,123	11,652	397,330	369,040	67.9
	Bangladesh	08 Mar 2020	23-Jan-22	1,685,136	10,906	28,223	14	1.7%	1,034	206	93,403,492	58,372,858	35.1
	Mongolia	10 Mar 2020	23-Jan-22	426,261	2,766	2,094	1	0.5%	13,217	7,558	2,268,810	2,169,354	65.2
	Turkey	10 Mar 2020	23-Jan-22	10,947,129	65,503	85,969	185	0.8%	13,121	5,340	57,331,624	52,253,904	61.4
	French Polynesia	12 Mar 2020	21-Jan-22	47,882	-	636	-	1.3%	17,144		176,934	166,049	58.8
	Guam	15 Mar 2020	22-Jan-22	26,851	-	276	-	1.0%	16,050		144,086	129,560	76.9
	New Caledonia	17 Mar 2020	21-Jan-22	15,195	-	282	-	1.9%	5,280		184,796	176,094	61.1
	Fiji	18 Mar 2020	21-Jan-22	60,931	-	768	-	1.3%	6,847	-	663,969	612,291	67.8
	Papua New Guinea	21 Mar 2020	19-Jan-22	36,479	-	597	-	1.6%	416	-	289,244	227,213	2.5
Timor Leste	21 Mar 2020	23-Jan-22	19,868	2	122	-	0.6%	1,536	-	669,076	557,483	41.5	
Northern Mariana Islands	28 Mar 2020	22-Jan-22	4,208	-	22	-	0.5%	7,355		44,276	41,738	80.5	
North Korea	24 Jul 2020	25-Jul-20	1	-	-	-	0.0%	0					

	Solomon Islands	03 Oct 2020	23-Jan-22	289	-	-	-	0.0%	43		190,800	65,966	9.4
	Wallis et Futuna	17 Oct 2020	03-Dec-21	454	-	7	-	1.5%	2,833		6,151	6,136	55.3
	Marshall Islands	26 Oct 2020	06-Jan-22	7	-	-	-	0.0%	12		26,552	23,203	29.9
	Vanuatu	11 Nov 2020	14-Dec-21	7	-	1	-	14.3%	2		102,308	50,403	16.0
	Samoa	18 Nov 2020	22-Jan-22	18	-	-	-	0.0%	9		141,950	123,471	61.7
	Micronesia	11 Jan 2021	11-Jan-21	1	-	-	-	0.0%	1		50,786	43,400	42.4
	Palau	31 May 2021	23-Jan-22	502	119	-	-	0.0%	2,788		19,417	17,120	79.5
	Tonga	05 Nov 2021	05-Nov-21	1	-				1		74,004	64,680	60.6
AMERICAS	USA	21 Jan 2020	23-Jan-22	71,896,254	167,697	888,986	363	1.2%	21,904	3,554	250,568,431	209,468,019	63.1
	Canada	25 Jan 2020	23-Jan-22	2,915,414	14,326	32,580	95	1.1%	7,671	4,363	32,181,126	29,770,485	78.2
	Brazil	26 Feb 2020	22-Jan-22	23,931,609	-	623,191	-	2.6%	11,302	9	168,014,778	148,534,163	69.4
	Mexico	28 Feb 2020	22-Jan-22	4,646,957	-	303,085	-	6.5%	3,643	407	83,159,111	76,345,784	58.6
	Saint Martin	01 Mar 2020	20-Jan-22	9,143	-	60	-	0.7%	24,059				
	Ecuador	01 Mar 2020	21-Jan-22	664,664	-	34,287	-	5.2%	3,826	523	14,574,653	13,178,881	73.7
	Dominican Republic	01 Mar 2020	23-Jan-22	539,580	2,813	4,287	2	0.8%	5,025	-	6,979,917	5,761,773	52.6
	Chile	03 Mar 2020	23-Jan-22	1,965,393	15,718	39,512	15	2.0%	10,370	4,578	17,544,205	16,855,365	87.7
	Argentina	03 Mar 2020	23-Jan-22	7,862,536	69,884	119,168	65	1.5%	17,496	3,176	39,307,786	34,235,912	75.1
	Peru	05 Mar 2020	22-Jan-22	2,894,215	-	204,141	-	7.1%	8,902	-	24,851,982	22,431,309	67.2
	Costa Rica	06 Mar 2020	21-Jan-22	643,496	-	7,451	-	1.2%	12,749	1,529	3,997,459	3,628,935	70.6
	Colombia	06 Mar 2020	23-Jan-22	5,740,179	26,087	132,240	217	2.3%	11,403	2,124	39,489,492	30,396,132	59.3
	French Guiana	06 Mar 2020	21-Jan-22	72,819	-	359	-	0.5%	37,246				
	Martinique	06 Mar 2020	18-Jan-22	71,193	-	813	-	1.1%	16,446				
	Paraguay	07 Mar 2020	22-Jan-22	532,648	-	16,953	-	3.2%	7,561	1,949	3,527,282	3,074,799	42.6
	Panama	10 Mar 2020	22-Jan-22	637,519	-	7,583	-	1.2%	15,013	6,293	3,096,897	2,494,599	56.9
	Bolivia	10 Mar 2020	21-Jan-22	804,677	-	20,570	-	2.6%	6,989	2,205	6,577,720	5,028,922	42.5
	Honduras	11 Mar 2020	21-Jan-22	388,436	-	10,482	-	2.7%	3,986		5,035,861	4,381,943	43.6
	Cuba	11 Mar 2020	23-Jan-22	1,022,112	3,508	8,363	5	0.8%	9,019	-	10,544,254	9,793,740	86.5
	Guyana	11 Mar 2020	22-Jan-22	56,585	-	1,130	-	2.0%	7,229		419,509	306,831	38.8
	Jamaica	12 Mar 2020	23-Jan-22	119,565	838	2,594	22	2.2%	4,055	-	737,850	607,138	20.4

St Vincent and the Grenadines	12 Mar 2020	20-Jan-22	6,615	-	90	-	1.4%	5,982	-	33,494	26,244	23.6
Saint Lucia	13 Mar 2020	22-Jan-22	19,468	-	316	-	1.6%	10,650		56,788	50,752	27.5
Trinidad and Tobago	13 Mar 2020	23-Jan-22	106,417	448	3,302	16	3.1%	7,629	-	730,360	684,018	48.7
Venezuela	13 Mar 2020	22-Jan-22	467,864	-	5,402	-	1.2%	1,641		18,393,519	11,608,305	40.4
Guatemala	13 Mar 2020	22-Jan-22	669,012	-	16,263	-	2.4%	4,029	733	6,821,249	5,136,970	28.2
Uruguay	13 Mar 2020	22-Jan-22	580,066	-	6,303	-	1.1%	16,757	9,986	2,849,536	2,688,073	77.1
Curacao	13 Mar 2020	22-Jan-22	35,878	-	215	-	0.6%	22,774		105,763	97,406	59.1
Puerto Rico	13 Mar 2020	22-Jan-22	438,366	-	3,673	-	0.8%	13,726		2,927,350	2,513,036	78.7
Suriname	13 Mar 2020	22-Jan-22	69,741	-	1,237	-	1.8%	11,996		263,655	231,354	39.1
Antigua and Barbuda	13 Mar 2020	22-Jan-22	5,931	-	122	-	2.1%	6,107	-	62,743	59,472	60.2
Guadeloupe	13 Mar 2020	20-Jan-22	94,765	-	762	-	0.8%	21,392				
Cayman Islands	13 Mar 2020	15-Jan-22	11,666	-	15	-	0.1%	17,962		59,097	57,585	86.6
Aruba	14 Mar 2020	23-Jan-22	32,322	102	191	4	0.6%	30,402		86,072	79,631	74.3
Bahamas	15 Mar 2020	22-Jan-22	31,999	-	729	-	2.3%	8,216	2,314	158,965	150,372	37.9
US Virgin Islands	16 Mar 2020	22-Jan-22	14,398	-	96	-	0.7%	13,503		65,644	54,889	51.6
Sint Maarten	17 Mar 2020	22-Jan-22	9,076	-	78	-	0.9%	22,282		27,377	25,369	58.4
Montserrat	17 Mar 2020	22-Jan-22	155	-	1	-	0.6%	1,659		1,751	1,488	29.9
Barbados	17 Mar 2020	23-Jan-22	39,212	626	275	1	0.7%	13,662		157,854	146,319	50.9
El Salvador	18 Mar 2020	22-Jan-22	127,012	-	3,855	-	3.0%	1,968	-	4,519,167	4,196,714	64.4
Nicaragua	18 Mar 2020	18-Jan-22	17,604	-	215	-	1.2%	269		5,092,750	3,310,829	49.4
Bermuda	18 Mar 2020	20-Jan-22	9,766	-	112	-	1.1%	15,279		46,594	45,778	73.7
Haiti	19 Mar 2020	22-Jan-22	28,352	-	783	-	2.8%	252	-	125,187	75,028	0.7
Dominica	22 Mar 2020	20-Jan-22	8,421	-	49	-	0.6%	11,727		31,127	28,819	39.9
Grenada	22 Mar 2020	22-Jan-22	11,303	-	205	-	1.8%	10,092		42,052	36,332	32.2
Belize	23 Mar 2020	21-Jan-22	45,753	-	616	-	1.3%	11,721	6,901	231,511	201,372	49.7
Turks and Caicos Islands	23 Mar 2020	21-Jan-22	5,524	-	33	-	0.6%	14,464		29,210	27,133	69.2
Saint Kitts and Nevis	24 Mar 2020	22-Jan-22	5,254	-	28	-	0.5%	9,946	4,670	27,902	25,928	48.4
British Virgin Islands	25 Mar 2020	20-Jan-22	5,602	-	47	-	0.8%	18,655		18,653	17,119	56.3

	Anguilla	26 Mar 2020	19-Jan-22	2,187	-	7	-	0.3%	16,501		10,182	9,318	61.6
	Caribbean Netherlands	01 Apr 2020	22-Jan-22	6,280	-	27	-	0.4%	34,866		19,109	16,736	63.3
	Falkland Islands	03 Apr 2020	06-Jan-22	85	-	-	-	0.0%	3,222		2,632	1,775	50.3
	Saint Pierre and Miquelon	05 Apr 2020	23-Jan-22	681	29	-	-	0.0%	9,712				
	Saint Barthelemy	25 Jul 2020	20-Jan-22	3,282	-	6	-	0.2%	38,840				
EUROPE	France	24 Jan 2020	23-Jan-22	16,692,432	301,614	128,629	115	0.8%	24,892	16,989	53,565,214	51,008,962	75.7
	Germany	27 Jan 2020	23-Jan-22	8,732,817	75,281	117,354	31	1.3%	10,505	2,467	62,704,647	60,946,372	72.6
	Finland	29 Jan 2020	21-Jan-22	426,826	-	1,815	-	0.4%	7,732	4,695	4,282,947	4,098,210	73.9
	Italy	30 Jan 2020	23-Jan-22	9,923,678	142,487	143,523	227	1.4%	16,458	19,823	49,777,074	45,590,934	75.5
	Russian Federation	31 Jan 2020	23-Jan-22	11,108,191	63,205	326,112	679	2.9%	7,694	3,596	75,693,881	69,301,031	47.5
	Spain	31 Jan 2020	21-Jan-22	8,975,458	-	91,741	-	1.0%	19,066	6,432	40,750,121	38,227,400	81.8
	Sweden	31 Jan 2020	21-Jan-22	1,784,005	-	15,639	-	0.9%	17,345		7,815,401	7,519,284	74.0
	United Kingdom of Great Britain	31 Jan 2020	23-Jan-22	15,859,288	74,800	153,862	75	1.0%	23,729	21,902	52,203,675	48,115,948	70.5
	Belgium	05 Feb 2020	22-Jan-22	2,697,239	-	28,780	-	1.1%	23,487	8,484	9,044,715	8,842,522	76.0
	Switzerland	25 Feb 2020	21-Jan-22	1,871,340	-	12,675	-	0.7%	21,824	11,506	6,047,801	5,900,851	67.7
	Austria	25 Feb 2020	23-Jan-22	1,600,041	22,453	13,991	6	0.9%	18,024		6,722,220	6,700,086	74.1
	Croatia	25 Feb 2020	23-Jan-22	877,060	7,095	13,407	36	1.5%	21,563	5,243	2,288,602	2,196,691	53.8
	Norway	26 Feb 2020	22-Jan-22	609,950	-	1,414	-	0.2%	11,405	5,730	4,306,443	3,972,484	72.7
	Romania	26 Feb 2020	23-Jan-22	2,017,129	14,088	59,547	22	3.0%	10,421	4,601	8,029,230	7,942,418	41.5
	Estonia	26 Feb 2020	23-Jan-22	291,426	3,669	2,005	2	0.7%	21,968	8,195	852,272	826,399	62.4
	Georgia	26 Feb 2020	23-Jan-22	1,051,445	9,696	14,701	28	1.4%	28,262	16,594	1,449,630	1,207,073	30.3
	North Macedonia	26 Feb 2020	23-Jan-22	256,281	1,424	8,218	20	3.2%	12,301	5,715	842,871	816,777	39.2
	Greece	26 Feb 2020	23-Jan-22	1,793,311	12,108	22,635	86	1.3%	16,734	35,053	7,695,624	7,230,330	69.7
	Denmark	27 Feb 2020	23-Jan-22	1,343,664	39,263	3,608	12	0.3%	23,093	35,075	4,841,283	4,706,183	81.0
	San Marino	27 Feb 2020	21-Jan-22	11,466	-	107	-	0.9%	33,863		24,418	21,690	63.8
Lithuania	27 Feb 2020	23-Jan-22	608,558	6,938	7,758	10	1.3%	21,837	2,817	1,938,770	1,854,841	69.0	
Netherlands	27 Feb 2020	23-Jan-22	3,889,669	65,325	21,211	1	0.5%	22,441	6,318	13,355,499	12,300,527	71.6	
Azerbaijan	27 Feb 2020	23-Jan-22	633,731	1,697	8,610	13	1.4%	6,323	971	5,212,082	4,727,150	46.2	

Belarus	28 Feb 2020	23-Jan-22	726,860	1,957	5,933	17	0.8%	7,678	2,644	4,991,491	3,718,448	39.4
Iceland	28 Feb 2020	21-Jan-22	54,579	-	44	-	0.1%	15,106	-	305,935	285,667	77.5
Ireland	28 Feb 2020	23-Jan-22	1,145,968	4,731	6,087	-	0.5%	23,191	7,459	4,005,902	3,861,402	77.5
Monaco	29 Feb 2020	23-Jan-22	7,583	132	44	-	0.6%	19,462		26,672	23,308	59.0
Czech Republic	01 Mar 2020	23-Jan-22	2,750,865	18,412	37,034	13	1.3%	25,782	10,708	6,908,571	6,752,534	63.0
Luxembourg	01 Mar 2020	21-Jan-22	137,570	-	943	-	0.7%	22,192	9,330	472,404	429,705	67.7
Armenia	01 Mar 2020	23-Jan-22	351,711	814	8,028	2	2.3%	11,891	2,004	973,944	784,849	26.4
Latvia	02 Mar 2020	22-Jan-22	330,788	-	4,793	-	1.4%	17,293	9,032	1,332,260	1,282,161	68.7
Portugal	02 Mar 2020	23-Jan-22	2,221,825	45,569	19,569	30	0.9%	21,635	25,162	9,553,814	9,181,953	90.3
Andorra	02 Mar 2020	21-Jan-22	33,025	-	144	-	0.4%	42,811	16,591	57,085	51,392	66.4
Liechtenstein	03 Mar 2020	22-Jan-22	7,838	-	73	-	0.9%	20,616	652	26,578	25,973	67.9
Ukraine	03 Mar 2020	23-Jan-22	3,857,455	15,444	99,215	86	2.6%	8,691	976	15,155,836	14,475,025	33.3
Slovenia	04 Mar 2020	23-Jan-22	603,341	13,883	5,773	22	1.0%	28,896	7,182	1,259,412	1,206,704	58.1
Hungary	04 Mar 2020	21-Jan-22	1,401,457	-	40,822	-	2.9%	14,345	3,857	6,329,185	6,073,498	63.0
Poland	04 Mar 2020	23-Jan-22	4,518,218	34,123	103,844	25	2.3%	11,899	2,930	22,174,493	21,570,109	57.1
Faroe Islands	04 Mar 2020	23-Jan-22	14,340	518	17	-	0.1%	29,459	82,103	41,607	40,789	83.2
Bosnia and Herzegovina	05 Mar 2020	21-Jan-22	329,569	-	13,984	-	4.2%	9,984	-	882,641	720,631	22.1
Gibraltar	05 Mar 2020	23-Jan-22	11,835	133	100	-	0.8%	35,118		41,335	40,666	120.7
Slovakia	06 Mar 2020	23-Jan-22	917,919	7,608	17,643	31	1.9%	16,830	8,182	2,776,494	2,637,066	48.4
Serbia	06 Mar 2020	23-Jan-22	1,544,900	12,159	13,271	32	0.9%	22,245	5,163	3,326,357	3,236,600	47.1
Vatican City	06 Mar 2020	19-Jan-22	29	-	-	-	0.0%	3,149				
Malta	07 Mar 2020	23-Jan-22	65,869	273	532	7	0.8%	13,104	9,966	460,650	444,678	86.2
Moldova	07 Mar 2020	23-Jan-22	409,397	2,394	10,522	9	2.6%	15,405	-	989,897	1,005,096	25.0
Bulgaria	08 Mar 2020	22-Jan-22	877,381	-	32,636	-	3.7%	12,578	5,794	1,904,143	1,975,836	28.7
Albania	09 Mar 2020	22-Jan-22	246,412	-	3,297	-	1.3%	8,633	2,665	1,225,090	1,110,743	38.7
Cyprus	09 Mar 2020	23-Jan-22	239,073	1,813	712	3	0.3%	19,946	94,404	654,343	620,714	69.3
Channel Islands	09 Mar 2020	21-Jan-22	10,641	-	30	-	0.3%	16,314		54,146	51,351	81.0
Jersey	10 Mar 2020	21-Jan-22	27,591	-	96	-	0.3%	30,383		81,954	77,797	77.0
Kazakhstan	13 Mar 2020	23-Jan-22	1,146,341	14,012	13,134	23	1.1%	6,192	-	9,115,755	8,678,827	45.7
Kosovo	13 Mar 2020	23-Jan-22	178,489	3,206	2,997	-	1.7%	9,948				
Uzbekistan	15 Mar 2020	23-Jan-22	213,767	1,478	1,540	4	0.7%	637		19,134,051	12,441,333	36.7

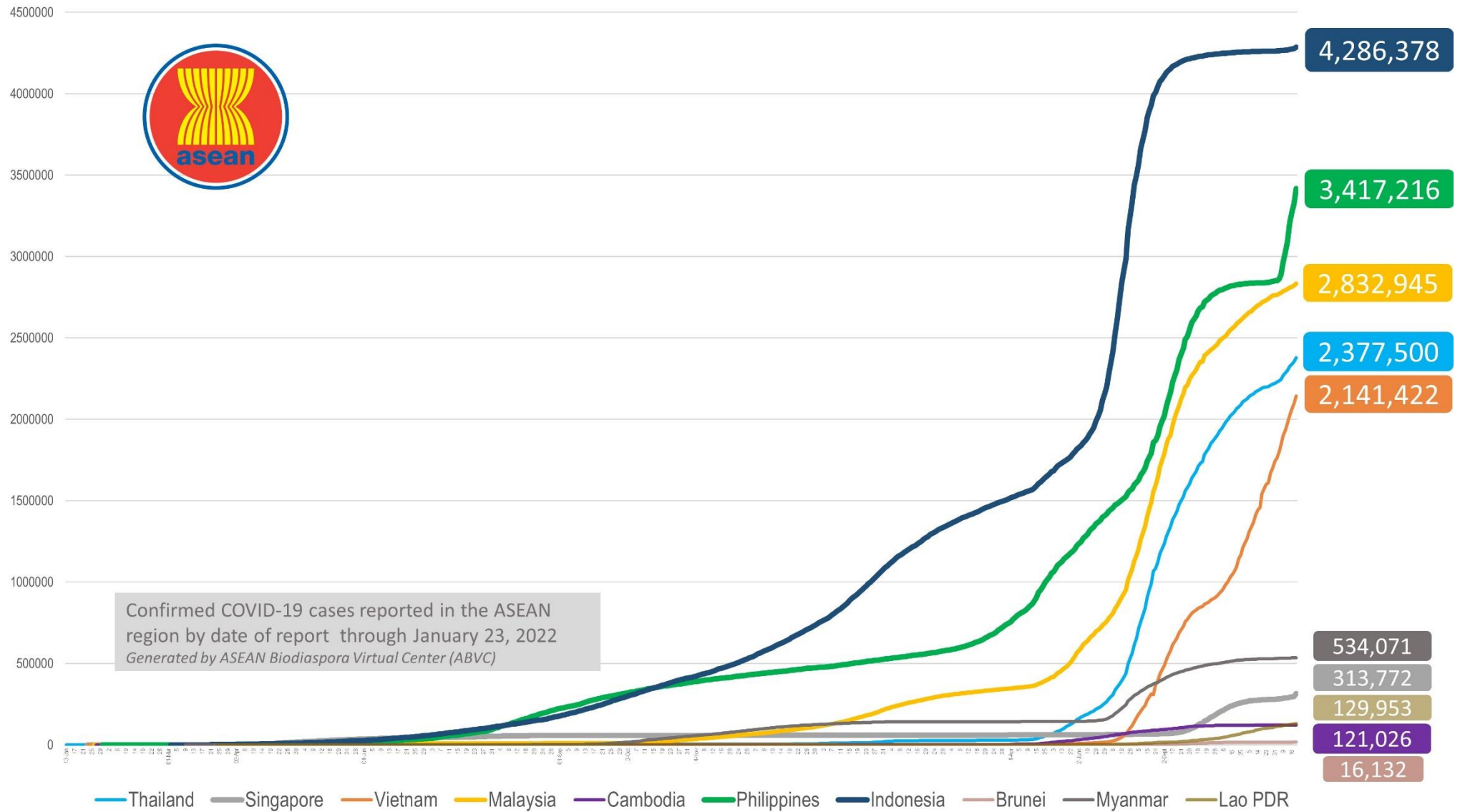
	Greenland	16 Mar 2020	22-Jan-22	9,485	-	4	-	0.0%	16,870		41,122	38,308	67.4
	Montenegro	17 Mar 2020	23-Jan-22	213,140	996	2,513	6	1.2%	34,259		286,305	276,817	44.1
	Kyrgyzstan	18 Mar 2020	23-Jan-22	195,394	787	2,849	3	1.5%	3,026		1,297,628	1,008,765	15.2
	Isle of Man	19 Mar 2020	13-Jan-22	14,126	-	70	-	0.5%	16,701		69,098	66,034	77.3
	Tajikistan	30 Apr 2020	23-Jan-22	17,154	36	124	-	0.7%	184		3,844,805	3,048,294	31.3
MIDDLE EAST	UAE	29 Jan 2020	23-Jan-22	825,699	2,813	2,214	3	0.3%	8,451	47,881	9,890,537	9,247,652	92.6
	Iran	19 Feb 2020	23-Jan-22	6,250,490	5,144	132,230	28	2.1%	7,539	1,253	60,465,452	53,517,573	62.9
	Israel	21 Feb 2020	22-Jan-22	2,212,596	-	8,393	-	0.4%	24,440	49,300	6,684,200	6,055,226	65.2
	Lebanon	21 Feb 2020	23-Jan-22	865,229	6,381	9,487	13	1.1%	12,621	-	2,411,708	1,963,273	29.0
	Kuwait	24 Feb 2020	23-Jan-22	497,454	4,347	2,486	1	0.5%	11,824	8,908	3,353,921	3,240,675	74.9
	Oman	24 Feb 2020	23-Jan-22	322,438	4,166	4,128	3	1.3%	6,481		3,148,894	2,936,467	56.2
	Bahrain	24 Feb 2020	23-Jan-22	330,621	3,155	1,399	-	0.4%	20,145	19,131	1,212,058	1,190,909	68.1
	Iraq	24 Feb 2020	23-Jan-22	2,154,237	4,931	24,287	4	1.1%	5,480	595	8,969,746	6,135,948	14.9
	Qatar	29 Feb 2020	23-Jan-22	323,345	2,981	634	1	0.2%	11,417	-	2,360,308	2,218,292	75.7
	Saudi Arabia	02 Mar 2020	23-Jan-22	652,354	4,535	8,920	2	1.4%	1,904	5,654	25,317,227	23,534,701	66.6
	Jordan	02 Mar 2020	23-Jan-22	1,141,048	6,951	13,073	11	1.1%	11,296	3,917	4,331,942	3,933,851	38.3
	Palestine	05 Mar 2020	23-Jan-22	484,979	2,000	5,056	7	1.0%	10,351		2,079,315	1,530,174	29.3
	Syria	22 Mar 2020	23-Jan-22	50,943	41	2,965	3	5.8%	298		2,277,523	923,785	5.1
	Yemen	10 Apr 2020	20-Jan-22	10,485	-	1,995	-	19.0%	36		552,590	297,808	1.0
AFRICA	Egypt	14 Feb 2020	22-Jan-22	408,495	-	22,330	-	5.5%	407		36,908,333	24,839,799	23.8
	Algeria	25 Feb 2020	23-Jan-22	236,670	2,134	6,495	14	2.7%	550		7,247,787	5,796,432	13.0
	Nigeria	28 Feb 2020	22-Jan-22	251,959	-	3,124	-	1.2%	125	30	13,163,729	5,076,453	2.4
	Tunisia	02 Mar 2020	22-Jan-22	846,761	-	25,954	-	3.1%	7,241	3,677	7,083,316	6,187,489	51.8
	Morocco	02 Mar 2020	23-Jan-22	1,098,413	4,435	15,132	19	1.4%	3,012	851	24,720,297	23,120,262	61.9
	Senegal	02 Mar 2020	23-Jan-22	84,295	177	1,925	2	2.3%	517	149	1,316,775	963,489	5.6
	South Africa	05 Mar 2020	23-Jan-22	3,581,359	1,931	94,117	54	2.6%	6,116	649	19,373,583	16,365,725	27.3
	Cameroon	06 Mar 2020	21-Jan-22	114,113	-	1,867	-	1.6%	441		837,860	663,317	2.4
	Togo	06 Mar 2020	23-Jan-22	36,313	33	266	-	0.7%	449	233	1,406,493	1,056,676	12.5
	Burkina Faso	09 Mar 2020	22-Jan-22	20,514	-	353	-	1.7%	101		1,169,097	771,895	3.6
	Democratic Republic of Congo	10 Mar 2020	21-Jan-22	84,283	-	1,278	-	1.5%	97		307,807	160,327	0.2
	Ivory Coast	11 Mar 2020	22-Jan-22	80,114	-	778	-	1.0%	312	173	5,166,682	2,315,338	8.6
	Reunion	11 Mar 2020	18-Jan-22	133,617	-	462	-	0.3%	17,198				
	Ghana	13 Mar 2020	17-Jan-22	155,496	-	1,367	-	0.9%	511	73	6,877,682	3,138,206	9.9
	Guinea	13 Mar 2020	22-Jan-22	35,857	-	414	-	1.2%	281		2,473,949	1,296,243	9.6
	Gabon	13 Mar 2020	22-Jan-22	45,909	-	300	-	0.7%	2,113	857	277,616	221,631	9.7
	Sudan	13 Mar 2020	20-Jan-22	53,959	-	3,393	-	6.3%	126		3,123,021	1,415,527	3.2
	Kenya	13 Mar 2020	22-Jan-22	320,138	-	5,531	-	1.7%	609	500	6,336,971	5,071,972	9.2
	Ethiopia	13 Mar 2020	23-Jan-22	462,107	374	7,244	8	1.6%	412	-	9,369,036	1,596,443	1.4

Central African Republic	14 Mar 2020	22-Jan-22	13,611	-	109	-	0.8%	287		514,271	490,787	10.0
Seychelles	14 Mar 2020	21-Jan-22	34,367	-	143	-	0.4%	35,203		83,419	78,598	79.5
Rwanda	14 Mar 2020	22-Jan-22	127,902	-	1,432	-	1.1%	1,013	1,644	8,215,535	5,435,180	40.9
Namibia	14 Mar 2020	23-Jan-22	155,255	57	3,914	-	2.5%	6,224	658	417,240	354,975	13.7
Swaziland	14 Mar 2020	23-Jan-22	68,081	20	1,369	2	2.0%	5,930		352,664	321,392	27.4
Mauritania	14 Mar 2020	23-Jan-22	57,384	212	927	3	1.6%	1,268	11,985	1,442,475	955,826	20.0
Mayotte	14 Mar 2020	21-Jan-22	35,691	-	187	-	0.5%	22,441				
Equatorial Guinea	15 Mar 2020	22-Jan-22	15,690	-	179	-	1.1%	1,157	383	251,474	204,181	14.1
Republic of Congo	15 Mar 2020	22-Jan-22	23,380	-	371	-	1.6%	435		622,886	583,609	10.3
Benin	16 Mar 2020	19-Jan-22	26,309	-	163	-	0.6%	223	-	1,815,764	1,421,442	11.4
Liberia	16 Mar 2020	20-Jan-22	7,208	-	288	-	4.0%	146		1,017,128	984,421	19.0
Tanzania	16 Mar 2020	19-Jan-22	32,393	-	753	-	2.3%	56		2,079,930	1,359,225	2.2
Somalia	16 Mar 2020	20-Jan-22	24,322	-	1,335	-	5.5%	157		1,305,856	867,137	5.3
Gambia	17 Mar 2020	17-Jan-22	11,572	-	347	-	3.0%	493	-	263,056	249,515	10.0
Zambia	17 Mar 2020	23-Jan-22	301,630	427	3,895	5	1.3%	1,689	414	806,611	1,582,151	8.4
Mauritius	18 Mar 2020	22-Jan-22	25,159	-	762	-	3.0%	1,988		947,513	909,900	71.5
Djibouti	18 Mar 2020	23-Jan-22	15,311	40	189	-	1.2%	1,573		123,566	83,655	8.4
Niger	19 Mar 2020	22-Jan-22	8,542	-	295	-	3.5%	37		1,424,863	1,010,152	4.0
Chad	19 Mar 2020	17-Jan-22	6,887	-	185	-	2.7%	43		254,847	120,105	0.7
Zimbabwe	20 Mar 2020	23-Jan-22	228,179	218	5,292	4	2.3%	1,558	406	4,239,537	3,267,249	21.7
Cape Verde	20 Mar 2020	23-Jan-22	55,306	50	389	2	0.7%	10,057		321,577	268,046	47.7
Madagascar	20 Mar 2020	22-Jan-22	57,375	-	1,223	-	2.1%	213	40	817,386	767,113	2.7
Uganda	21 Mar 2020	21-Jan-22	160,352	-	3,474	-	2.2%	362	135	10,410,479	1,809,627	3.8
Eritrea	21 Mar 2020	23-Jan-22	9,297	47	93	2	1.0%	262				
Angola	21 Mar 2020	22-Jan-22	95,902	-	1,886	-	2.0%	301		8,298,224	4,308,880	12.7
Mozambique	22 Mar 2020	23-Jan-22	222,596	181	2,157	4	1.0%	733	424	9,643,588	7,388,072	23.0
Libya	24 Mar 2020	23-Jan-22	405,425	2,281	5,921	14	1.5%	5,982		1,976,109	946,736	13.6
Guinea-Bissau	25 Mar 2020	21-Jan-22	7,211	-	153	-	2.1%	375		392,367	24,133	1.2
Mali	25 Mar 2020	23-Jan-22	29,677	80	705	1	2.4%	151		1,021,729	630,636	3.0
Botswana	30 Mar 2020	20-Jan-22	243,946	-	2,544	-	1.0%	10,589	207	1,193,823	1,079,089	45.0
Sierra Leone	31 Mar 2020	23-Jan-22	7,590	6	125	-	1.6%	97		747,044	385,232	4.7
Burundi	31 Mar 2020	12-Jan-22	36,371	-	14	-	0.0%	315		6,400	6,016	0.1
Malawi	02 Apr 2020	22-Jan-22	83,765	-	2,519	-	3.0%	450	1,114	1,500,540	763,510	3.9
South Sudan	05 Apr 2020	22-Jan-22	16,673	-	137	-	0.8%	151	1,322	253,049	207,428	1.8
Sao Tome and Principe	06 Apr 2020	23-Jan-22	5,832	16	69	1	1.2%	2,712		88,983	61,405	27.5
Comoros	30 Apr 2020	23-Jan-22	7,811	10	159	-	2.0%	918		335,408	246,139	27.7
Lesotho	13May 2020	23-Jan-22	32,049	150	690	-	2.2%	1,508		745,528	735,610	34.1

335,336,763 1,904,218 5,302,858 3,520 1.6%

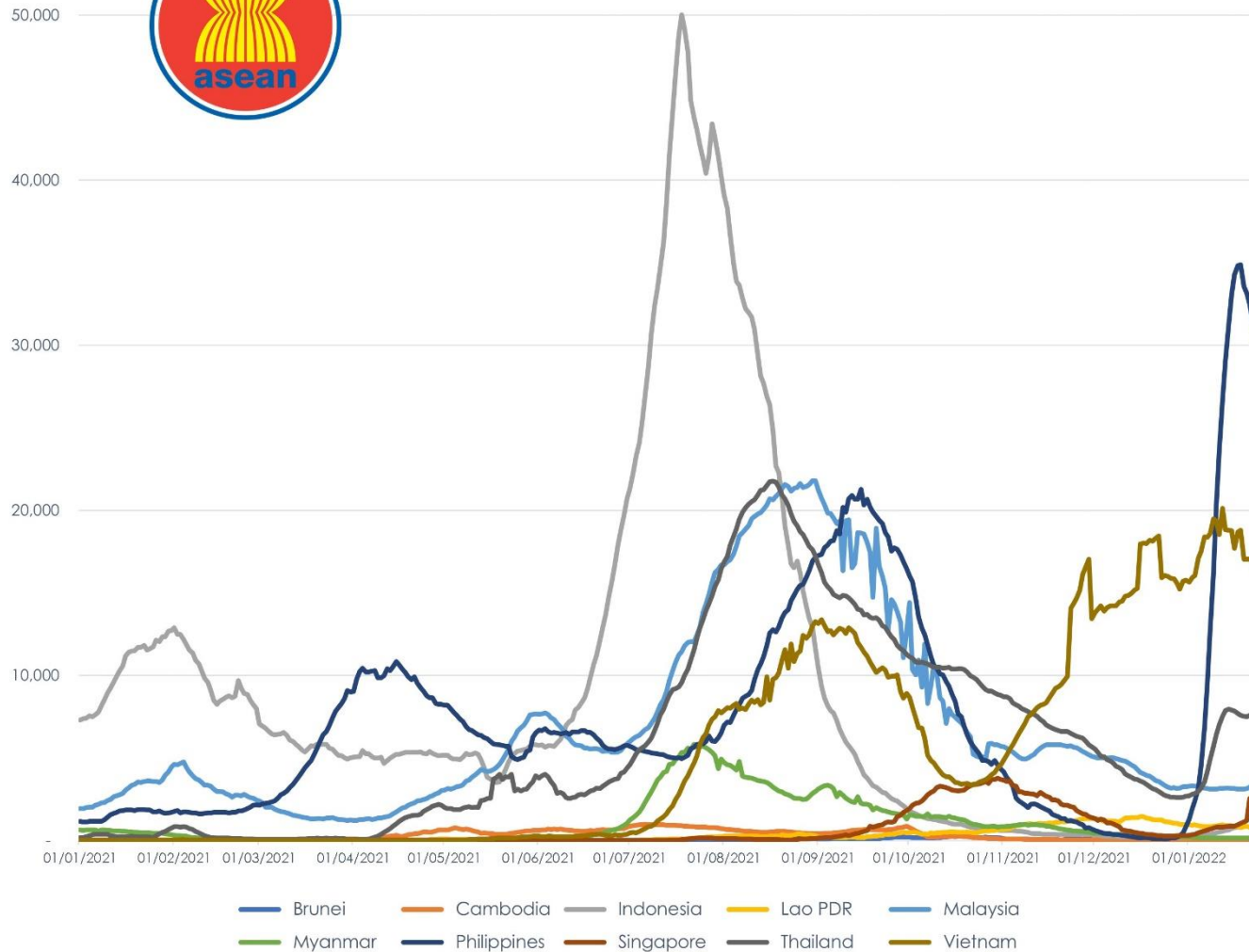
COVID-19 Epi curve among ASEAN Countries

as of 23 January 2022



7-Day Rolling Average of COVID-19 new cases: 2021 to 2022

as of 23 January 2022

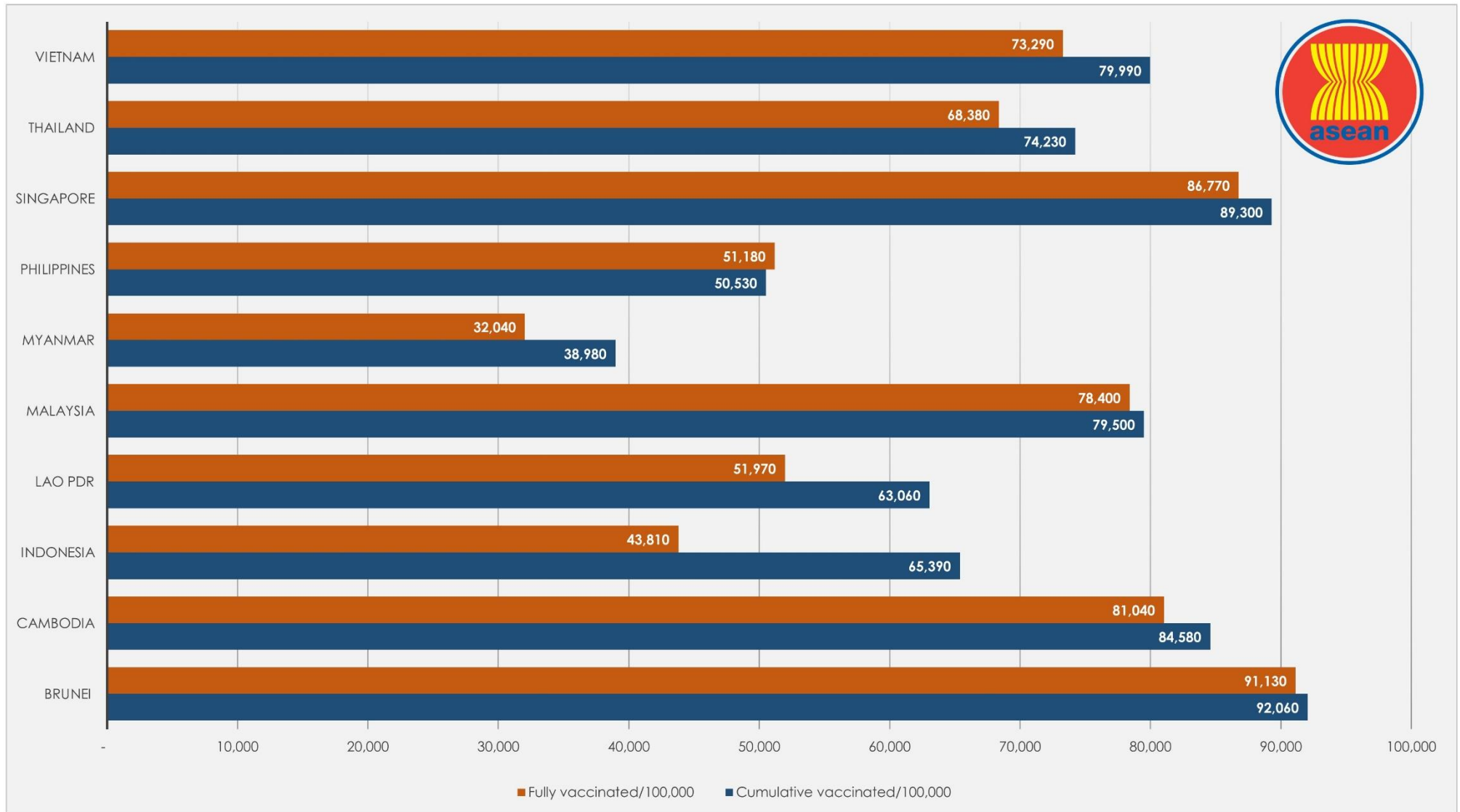


ASEAN Country	New Cases Rate of Change 7-Day Window*	P-value
Brunei	5.18	0.002
Cambodia	1.32	0.005
Indonesia	217.36	0
Lao PDR	-12.53	0.114
Malaysia	6.25	0.827
Myanmar	-3.45	0.003
Philippines	-784.55	0
Singapore	354.1	0.005
Thailand	-9.78	0.481
Vietnam	-333.75	0.021

**Beta coefficient of linear line of best fit; equal to the rate of change in the 7-day rolling average of new cases over the past 7 days (as of January 23, 2022)

COVID-19 Vaccination Status


as of 23 January 2022



Note: Philippine data on "Cumulative People Vaccinated" not updated

Outlook Assessment

as of 21 January 2022

 ASEAN MEMBER STATE	REQUIREMENT							
	At least 80% of the high-risk population has been vaccinated with at least one dose of a COVID-19 vaccine.		At least 65% of the total population has a level of immunity to COVID-19; either recovered from COVID-19 or have been vaccinated with at least one dose of a COVID-19 vaccine.		Case levels are generally low (a 7-day rolling average number of daily new cases that is <10 cases per 100,000, with each day's past-14-day test positivity is consistently <5%).		Government Policy on containment and health (strictness and comprehensiveness in COVID-19 related government policies)	
	% of High risk population fully vaccinated	Population vaccinated/day (7-day average)	% of Total population fully vaccinated	Population vaccinated/day (7-day average)	Daily cases/100,000	Test positivity last 14 days	Containment and health index score - Oxford COVID-19 Government Response Tracker (OxCGRT)	Change over the past 30 days
Brunei	≥90.0	Unknown	≥ 90.0	Unknown	11.01	Unknown	63.1/100	-4.8
Cambodia	≥90.0	0%/day	87.1	0.02%/day	0.19	Unknown	55.4/100	0.0
Indonesia	61.3	0.76%/day	46.4	unknown	0.67	0.6	63.4/100	+1.8
Lao PDR	≥90.0	0%/day	56.8	Unknown	10.65	33.5	68.2/100	0.0
Malaysia	≥90.0	0%/day	78.9	0.01%/day	10.62	2.8	55.7/100	0.0
Myanmar	≥ 90.0	unknown-	33.2	Unknown	0.25	1.4	78.9/100	0.0
Philippines	≥90.0	0%/day	55.0	0.47%/day	28.96	18.9	80.1/100	0.0
Singapore	≥90.0	0%/day	83.9	0.03%/day	48.32	4.4	62.9/100	-1.4
Thailand	≥90.0	0%/day	69.5	0.11%/day	10.96	10.7	55.4/100	-0.1
Vietnam	81.7	unknown	77.6	unknown	17.56	25.0	74.4/100	0.0



Report generated by
ASEAN Biodiaspora Virtual Center (ABVC)
 in collaboration with **Bluedot Inc.**
 Email: support@biodiaspora.org

