

# COVID-19 Situational Report in the ASEAN Region

ASEAN Biodiaspora Virtual Center (ABVC)

as of June 23, 2021



Canada



# COVID-19: Highlights and Situation Overview

## Global Update

- Worldwide, there have been over 180 million cases and more than 3 million deaths attributed to COVID-19.
- The Delta coronavirus with a particular spike protein mutation, also labeled as "Delta Plus", has been labelled a "variant of concern" by the Indian government. The decision comes after INSACOG, a consortium of 28 laboratories of the Health Ministry that is involved in genome sequencing, reported to the government that they had found evidence suggesting the new variant is more transmissible, with stronger binding to lung cells and a potential resistance to treatment by monoclonal antibodies. There have been at least 22 cases of Covid-19 caused by the Delta Plus variant detected in the country so far, in the states of Maharashtra, Kerala and Madhya Pradesh. India's Ministry of Health and Family Welfare has advised these states to take up "immediate containment measures" in the districts and clusters where this variant has been reported. The ministry has also directed the three states to "promptly" send adequate samples of those testing positive to government laboratories for further epidemiological studies. The new variant, referred to as Delta with K417N, has been found in several other countries, including the United Kingdom, United States, Canada, Japan, Nepal, Poland, Portugal, Russia, Switzerland and Turkey. A majority of these reported cases are from the US, UK and Portugal. There is so far no publicly available data on how effective the vaccines currently being used in India are against Delta Plus and the government has said it will share this information as and when it becomes available.

## Regional Update

- Malaysia's Senior Minister reported that two localities in Kunak, Sabah will be placed under enhanced movement control order (EMCO) from June 24, as health authorities detected an increase in the number of COVID-19 cases in the areas. The affected localities are Kampung Pangi Hujung and Kampung JKR Lama. Following a risk assessment, the government has agreed to place the two villages in Kunak under EMCO for 14 days until July 7.
- Singapore has continued its trend of reporting a seven-day rolling average of daily new cases of less than 40 since May 20. Singapore has also sustained a 14-day test positivity rate below 1 for several months. Nevertheless, there are rising concerns about the current state of the emerging SARS-CoV-2 variants across the country that have led health officials to ramp up surveillance measures to better understand and react to any changes. A recent statement from the Ministry of Health showed that 428 local cases, along with 122 imported cases, were identified as the Delta variant. While information about case distribution in time and origin (local or imported) is limited, figures from the global epidemic tracker GISAID show that the first Delta case was detected on April 1. Between May 5 and May 23, Changi Airport registered Singapore's largest active COVID-19 cluster with 108 cases in which the index case was an 88-year-old worker who tested positive for the Delta variant despite being fully vaccinated. Other clusters, including one in Tan Tock Seng Hospital, have driven health authorities to increase testing, contact tracing, and vaccination coverage, as these new clusters continue to emerge driven by variants of concern.
- Indonesia's disease activity has been rising significantly since the first week of June, increasing by 85% over a two-week period. The seven-day rolling average number of daily new cases is 10,668 as of June 19. The 14-day test positivity rate in the country is presently exceeding 13%, suggesting that national screening efforts are insufficient to capture the full extent of the ongoing epidemic. In addition, it is being

reported that hospital capacity has surpassed 70% in 87 regencies and cities across the country. In response to the epidemiological situation, effective June 22 and lasting for two weeks, up to 29 regions nationwide designated as “red zones” will operate under enhanced social restrictions and capacity limits. In addition, 10 locations in the country will face a curfew between 9PM and 4AM. Health experts have stated that likely drivers of the surge have been widespread movement during the Eid al-Fitr holiday period, and local transmission of the Delta (B.1.617.2) variant. Media sources report that the Delta variant has become dominant in the towns of Kudus and Bangkalan in Java, the most populous island in Indonesia, as well as Jakarta. There have also been a significant number of breakthrough infections reported amongst hundreds of health care workers. Indonesia exceeded the 2 million marks in COVID-19 cases after a record in new infections have been reported on June 21. As of June 22, Indonesia reported 13,668 new COVID-19 new cases and 335 deaths on June 22, bringing the total number of cases in the country to 2,018,113 and 55,291 deaths.

### **Vaccine Update**

- Thai official said in June 22 that the medical committee has agreed to narrow the gap between doses of the AstraZeneca COVID-19 vaccine to 8 weeks, previously from 10-12 weeks in places where there has been outbreaks of the Delta variant. Thailand reported the first instance of the Delta variant in Bangkok last month and up to now it has spread to 20 provinces with over 660 cases recorded. Thailand's vaccination drive, which comprised mostly of Sinovac and AstraZeneca shots, faced delays a week after it started in June due to limited supplies. So far, around 2.2 million people are fully vaccinated from a population of over 66 million.
- One million doses of AstraZeneca's COVID-19 vaccine will be transported to Vietnam weekly starting next month to fulfil its order of 30 million doses within this year. Vietnam, which has so far received about 4.4 million doses of COVID-19 vaccines, has relied heavily on the AstraZeneca brand for its inoculation programme which initiated in March.
- Malaysia has reached another milestone in the roll-out of COVID-19 vaccines as it exceeded the 250,000 daily dose administration mark on Tuesday (June 22). Health Minister said that 250,529 doses were administered throughout the country on June 22. Out of that data, 190,244 doses were given as first doses, while the remaining 60,285 doses were second doses. The total number of people who have received first dose is 4,574,685, whereas 1,727,042 have additionally received their second dose. With this data, about 5.3% of the population have received both doses of COVID-19 vaccine. The minister also added that the government targeted to fully vaccinate 10% of Malaysia's population by mid-July.

### **Travel Advisories** (new update/s)

- Singapore: Health Ministry announced today (June 23) that the stay-home notice period for travellers from higher-risk countries or regions will be shortened from 21 days to 14 days starting June 24. The ministry said in a statement on Wednesday that while there is an increased transmissibility with the new variants of concern, they found no evidence – from both overseas and local data – that these variants come with longer incubation periods.
- Thailand: Thai authorities on Tuesday (June 22) greenlighted a pilot model for quarantine-free travel to Phuket starting July 1. If the sandbox scheme goes smoothly, authorities plan to replicate it in destinations like Krabi and Koh Samui. The Civil Aviation Authority of Thailand (CAAT) has already approved measures to prepare the aviation industry for the reopening of Phuket to foreign tourists.

### Cases and Deaths as of 23 June 2021

- As of 23 June 2021 (2PM, GMT+8), worldwide, there were **180,187,437** confirmed cases, including **3,898,521** deaths. Globally, Case Fatality Rate (CFR) is **2.2**.
- In **China**, there were **117,736** confirmed cases with **5,421** deaths, including deaths in Hong Kong (210) and Taiwan (575). Confirmed cases in China include confirmed cases in Hong Kong (11,897), Macau (53), and Taiwan (14,157).
- 4,588,759 confirmed cases** of COVID-19 have been reported in the ASEAN region with a total of **89,181 deaths**, with a CFR of **1.9**.

REGION	COUNTRY	FIRST CONFIRMED CASE(S)	LATEST REPORT ON CONFIRMED CASE(S)	TOTAL CONFIRMED CASES	NEW CASES (7-DAY ROLLING AVERAGE)	TOTAL DEATHS	NEW DEATHS (7-DAY ROLLING AVERAGE)	CASE FATALITY RATE	CUMULATIVE CASES/ 100,000	NUMBER OF TESTS LAST 14 DAYS/ 100,000	CUMULATIVE VACCINATED (% POPULATION WITH AT LEAST 1 DOSE)	CUMULATIVE FULLY VACCINATED	FULLY VACCINATED / 100,000
ASEAN REGION	Brunei	10 Mar 20	22-Jun-21	256	1 (1)	3	-	1.2%	59		55,005 (12.4)	11,967	2,740
	Cambodia	27 Jan 20	22-Jun-21	44,124	678 (666)	459	18 (14)	1.0%	268	618	3,416,075 (21.7)	2,755,194	16,480
	Indonesia	02 Mar 20	22-Jun-21	2,018,113	13,668(12,915)	55,291	335 (287)	2.7%	746	307	23,530,219 (9.0)	12,398,428	4,530
	Lao PDR	24 Mar 20	22-Jun-21	2,067	13 (6)	3	-	0.1%	29	287	753,750 (11.2)	455,128	6,260
	Malaysia	25 Jan 20	22-Jun-21	705,762	4,743 (5,412)	4,554	77 (69)	0.6%	2,209	2,428	4,384,441 (13.5)	1,666,757	5,150
	Myanmar	23 Mar 20	22-Jun-21	149,247	630 (457)	3,267	2 (3)	2.2%	276	50	1,772,177 (3.4)	1,222,723	2,250
	Philippines	30 Jan 20	22-Jun-21	1,367,894	3,655 (5,780)	23,809	60 (121)	1.7%	1,265	513	6,253,400 (6.1)	2,153,942	1,970
	Singapore	23 Jan 20	22-Jun-21	62,448	18 (19)	35	-	0.1%	1,095	7,754	2,700,446 (47.9)	1,990,940	34,030
	Thailand	13 Jan 20	22-Jun-21	225,365	4,059 (3,300)	1,693	35 (30)	0.8%	324	959	5,486,092 (8.0)	2,101,086	3,010
	Vietnam	23 Jan 20	21-Jun-21	13,483	(354)	67	-	0.5%	14	543	2,300,960 (2.5)	121,683	130
				<b>4,588,759</b>	<b>27,465</b>	<b>89,181</b>	<b>527</b>	<b>1.9%</b>					

- 175,480,942 confirmed cases** of COVID-19 have been reported in **222 countries/states** (other than China, Hong Kong, Taiwan, Macau, and ASEAN countries):

REGION	COUNTRY	FIRST CONFIRMED CASE(S)	LATEST REPORT ON CONFIRMED CASE(S)	TOTAL CONFIRMED CASES	NEW CASES	TOTAL DEATHS	NEW DEATHS	CASE FATALITY RATE	CUMULATIVE CASES/ 100,000	NUMBER OF TESTS LAST 14 DAYS/ 100,000	CUMULATIVE IMMUNIZED	CUMULATIVE FULLY VACCINATED	FULLY VACCINATED/ 100,000
ASIA PACIFIC	Japan	16 Jan 2020	22-Jun-21	787,997	1,840	14,451	66	1.8%	624	613	23,158,516	9,763,776	7,720
	South Korea	20 Jan 2020	22-Jun-21	151,901	395	2,006	2	1.3%	294	674	15,039,998	4,167,533	8,130
	Nepal	24 Jan 2020	22-Jun-21	626,343	3,703	8,813	41	1.4%	2,189	283	2,500,196	731,653	2,510
	Australia	25 Jan 2020	22-Jun-21	30,366	10	910	-	3.0%	118	2,970	5,726,382	864,359	3,390
	Sri Lanka	27 Jan 2020	21-Jun-21	241,820	-	2,581	-	1.1%	1,109	1,105	2,472,807	829,116	3,870
	India	30 Jan 2020	22-Jun-21	30,027,850	54,393	390,691	1,423	1.3%	2,198	1,771	232,744,813	50,569,129	3,660

	<b>Afghanistan</b>	24 Feb 2020	22-Jun-21	107,957	2,202	4,366	73	4.0%	284		484,737	177,266	460
	<b>Pakistan</b>	26 Feb 2020	22-Jun-21	949,838	663	22,034	27	2.3%	439	244	10,402,922	3,457,578	1,570
	<b>New Zealand</b>	28 Feb 2020	21-Jun-21	2,720	-	26	-	1.0%	55	1,115	567,188	324,514	6,730
	<b>Bhutan</b>	05 Mar 2020	22-Jun-21	1,939	-	1	-	0.1%	254	-	484,189		
	<b>Maldives</b>	07 Mar 2020	22-Jun-21	72,294	145	207	1	0.3%	13,616	7,691	315,156	182,715	33,800
	<b>Bangladesh</b>	08 Mar 2020	22-Jun-21	861,150	4,846	13,702	76	1.6%	528	162	5,823,245	4,263,734	2,590
	<b>Mongolia</b>	10 Mar 2020	22-Jun-21	98,050	2,231	459	12	0.5%	3,040	2,705	1,918,397	1,709,223	52,140
	<b>Turkey</b>	10 Mar 2020	22-Jun-21	5,381,736	6,143	49,293	57	0.9%	6,451	3,446	29,052,236	14,576,943	17,280
	<b>French Polynesia</b>	12 Mar 2020	21-Jun-21	18,972	-	142	-	0.7%	6,793		67,913	57,571	20,490
	<b>Guam</b>	15 Mar 2020	21-Jun-21	8,284	-	139	-	1.7%	4,952		98,780	85,082	51,330
	<b>New Caledonia</b>	17 Mar 2020	20-Jun-21	129	-	-	-	0.0%	45		56,691	47,992	16,810
	<b>Fiji</b>	18 Mar 2020	22-Jun-21	2,270	180	9	2	0.4%	255	1,925	256,018	17,990	2,010
	<b>Papua New Guinea</b>	21 Mar 2020	19-Jun-21	17,013	-	173	-	1.0%	194	-	38,176		
	<b>Timor Leste</b>	21 Mar 2020	22-Jun-21	8,781	53	19	-	0.2%	679		103,813	6,718	510
	<b>Northern Mariana Islands</b>	28 Mar 2020	28-May-21	183	-	2	-	1.1%	320				
	<b>North Korea</b>	24 Jul 2020	25-Jul-20	1	-	-	-	0.0%	0				
	<b>Solomon Islands</b>	03 Oct 2020	16-Apr-21	20	-	-	-	0.0%	3		18,042	3,479	510
	<b>Wallis et Futuna</b>	17 Oct 2020	06-May-21	445	-	7	-	1.6%	2,777		4,532	4,302	38,250
	<b>Marshall Islands</b>	26 Oct 2020	17-Nov-20	4	-				7		17,788	15,329	26,240
	<b>Vanuatu</b>	11 Nov 2020	21-Apr-21	4	-	1	-	25.0%	1		7,462		
	<b>Samoa</b>	18 Nov 2020	12-Feb-21	3	-	-	-	0.0%	2		43,983	1,195	600
	<b>Micronesia</b>	11 Jan 2021	11-Jan-21	1	-				1		28,558	23,809	22,970
	<b>Palau</b>	31 May 2021	14-Jun-21	2	-	-	-	0.0%	11		13,844	12,523	69,930
<b>AMERICAS</b>	<b>USA</b>	21 Jan 2020	22-Jun-21	34,423,069	3,231	617,635	172	1.8%	10,487	1,787	177,342,954	150,046,006	44,860
	<b>Canada</b>	25 Jan 2020	22-Jun-21	1,410,068	474	26,157	70	1.9%	3,710	2,314	25,181,341	7,404,928	19,620
	<b>Brazil</b>	26 Feb 2020	21-Jun-21	17,975,951	-	503,015	-	2.8%	8,489	-	64,034,871	24,318,192	11,440

<b>Mexico</b>	28 Feb 2020	21-Jun-21	2,478,551	-	231,244	-	9.3%	1,943	105	27,896,212	16,695,831	12,950
<b>Saint Martin</b>	01 Mar 2020	17-Jun-21	2,133	-	12	-	0.6%	5,613				
<b>Ecuador</b>	01 Mar 2020	21-Jun-21	446,633	-	21,304	-	4.8%	2,571	126	2,368,971	1,211,696	6,870
<b>Dominican Republic</b>	01 Mar 2020	22-Jun-21	318,368	723	3,769	11	1.2%	2,965	401	4,625,991	2,546,487	23,470
<b>Chile</b>	03 Mar 2020	22-Jun-21	1,525,663	3,440	31,690	45	2.1%	8,050	4,497	12,081,916	9,521,763	49,810
<b>Argentina</b>	03 Mar 2020	21-Jun-21	4,277,395	-	89,490	-	2.1%	9,518	601	14,504,810	3,694,089	8,170
<b>Peru</b>	05 Mar 2020	21-Jun-21	2,030,611	-	190,645	-	9.4%	6,246	-	3,818,223	2,477,276	7,510
<b>Costa Rica</b>	06 Mar 2020	21-Jun-21	354,095	-	4,530	-	1.3%	7,015	1,633	1,409,778	740,742	14,540
<b>Colombia</b>	06 Mar 2020	21-Jun-21	3,968,405	-	100,582	-	2.5%	7,883	2,457	10,321,140	4,977,790	9,780
<b>French Guiana</b>	06 Mar 2020	21-Jun-21	26,647	-	142	-	0.5%	13,630				
<b>Martinique</b>	06 Mar 2020	15-Jun-21	12,178	-	98	-	0.8%	2,813				
<b>Paraguay</b>	07 Mar 2020	21-Jun-21	407,721	-	11,743	-	2.9%	5,788	1,045	422,474	240,330	3,370
<b>Panama</b>	10 Mar 2020	21-Jun-21	394,241	-	6,477	-	1.6%	9,284	2,451	953,974	487,465	11,300
<b>Bolivia</b>	10 Mar 2020	21-Jun-21	422,811	-	16,174	-	3.8%	3,672	935	1,645,289	586,552	5,020
<b>Honduras</b>	11 Mar 2020	21-Jun-21	254,194	-	6,772	-	2.7%	2,608		484,018	58,000	590
<b>Cuba</b>	11 Mar 2020	22-Jun-21	170,854	1,489	1,180	10	0.7%	1,508	2,610	2,244,350	913,057	8,060
<b>Guyana</b>	11 Mar 2020	21-Jun-21	19,144	-	449	-	2.3%	2,446		223,659	92,157	11,720
<b>Jamaica</b>	12 Mar 2020	21-Jun-21	49,712	-	1,034	-	2.1%	1,686	1,084	163,209	31,106	1,050
<b>St Vincent and the Grenadines</b>	12 Mar 2020	21-Jun-21	2,196	-	12	-	0.5%	1,986		18,417		
<b>Saint Lucia</b>	13 Mar 2020	21-Jun-21	5,218	-	80	-	1.5%	2,855		30,063	21,115	11,500
<b>Trinidad and Tobago</b>	13 Mar 2020	22-Jun-21	30,982	215	761	14	2.5%	2,221	856	178,472	44,001	3,140
<b>Venezuela</b>	13 Mar 2020	21-Jun-21	262,038	-	2,973	-	1.1%	919		1,079,134	223,858	790
<b>Guatemala</b>	13 Mar 2020	22-Jun-21	282,713	1,859	8,785	50	3.1%	1,703	289	665,871	147,407	820
<b>Uruguay</b>	13 Mar 2020	21-Jun-21	356,382	-	5,316	-	1.5%	10,295	6,505	2,150,714	1,374,833	39,580
<b>Curacao</b>	13 Mar 2020	21-Jun-21	12,319	-	125	-	1.0%	7,820		88,115	76,466	46,600
<b>Puerto Rico</b>	13 Mar 2020	21-Jun-21	272,334	-	2,540	-	0.9%	8,527		1,782,894	1,379,900	43,210
<b>Suriname</b>	13 Mar 2020	21-Jun-21	20,141	-	467	-	2.3%	3,464		145,832	31,396	5,350
<b>Antigua and Barbuda</b>	13 Mar 2020	04-Jun-21	1,263	-	42	-	3.3%	1,300		35,611	26,593	27,160
<b>Guadeloupe</b>	13 Mar 2020	16-Jun-21	16,752	-	229	-	1.4%	3,781				

	<b>Cayman Islands</b>	13 Mar 2020	21-Jun-21	609	-	2	-	0.3%	938		47,061	41,949	63,830
	<b>Aruba</b>	14 Mar 2020	21-Jun-21	11,112	-	107	-	1.0%	10,452		66,991	57,322	53,690
	<b>Bahamas</b>	15 Mar 2020	22-Jun-21	12,379	15	244	1	2.0%	3,178		54,199	25,047	6,370
	<b>US Virgin Islands</b>	16 Mar 2020	21-Jun-21	3,774	-	30	-	0.8%	3,539		40,102	33,891	32,380
	<b>Sint Maarten</b>	17 Mar 2020	21-Jun-21	2,575	-	32	-	1.2%	6,322		20,358	15,851	36,960
	<b>Montserrat</b>	17 Mar 2020	14-Feb-21	20	-	1	-	5.0%	214		1,394	1,206	24,120
	<b>Barbados</b>	17 Mar 2020	21-Jun-21	4,045	-	47	-	1.2%	1,409		91,778	65,505	22,790
	<b>El Salvador</b>	18 Mar 2020	21-Jun-21	77,484	-	2,341	-	3.0%	1,201	-	1,445,369	1,060,888	16,360
	<b>Nicaragua</b>	18 Mar 2020	15-Jun-21	7,696	-	188	-	2.4%	118		167,500		
	<b>Bermuda</b>	18 Mar 2020	18-Jun-21	2,504	-	33	-	1.3%	3,918		41,198	35,662	57,270
	<b>Haiti</b>	19 Mar 2020	22-Jun-21	17,710	107	393	5	2.2%	157				
	<b>Dominica</b>	22 Mar 2020	17-Jun-21	191	-	-	-	0.0%	266		20,134	17,844	24,790
	<b>Grenada</b>	22 Mar 2020	12-May-21	161	-	1	-	0.6%	144		19,024	10,133	9,010
	<b>Belize</b>	23 Mar 2020	21-Jun-21	13,039	-	329	-	2.5%	3,340	2,763	76,148	21,256	5,350
	<b>Turks and Caicos Islands</b>	23 Mar 2020	20-Jun-21	2,424	-	18	-	0.7%	6,347		22,700	15,410	39,800
	<b>Saint Kitts and Nevis</b>	24 Mar 2020	21-Jun-21	350	-	2	-	0.6%	663		22,012	10,403	19,560
	<b>British Virgin Islands</b>	25 Mar 2020	15-May-21	248	-	1	-	0.4%	826		12,405	7,873	26,040
	<b>Anguilla</b>	26 Mar 2020	11-May-21	109	-	-	-	0.0%	822		9,183	6,015	40,090
	<b>Caribbean Netherlands</b>	01 Apr 2020	21-Jun-21	1,633	-	17	-	1.0%	9,066		5,726	1,665	6,350
	<b>Falkland Islands</b>	03 Apr 2020	22-Apr-21	63	-	-	-	0.0%	2,388		2,632	1,775	50,960
	<b>Saint Pierre and Miquelon</b>	05 Apr 2020	16-Jun-21	26	-	-	-	0.0%	371				
	<b>Saint Barthelemy</b>	25 Jul 2020	20-May-21	1,005	-	1	-	0.1%	11,893				
<b>EUROPE</b>	<b>France</b>	24 Jan 2020	22-Jun-21	5,760,002	2,204	110,829	51	1.9%	8,589		32,055,997	16,830,788	24,910
	<b>Germany</b>	27 Jan 2020	22-Jun-21	3,743,342	707	91,052	73	2.4%	4,503	990	42,540,863	26,274,154	31,360
	<b>Finland</b>	29 Jan 2020	22-Jun-21	94,489	110	967	-	1.0%	1,712	2,610	3,091,297	859,240	15,510
	<b>Italy</b>	30 Jan 2020	22-Jun-21	4,254,294	834	127,322	31	3.0%	7,056	3,922	31,738,032	16,063,125	26,570
	<b>Russian Federation</b>	31 Jan 2020	22-Jun-21	5,350,919	16,715	130,347	546	2.4%	3,706	3,356	19,861,002	15,376,842	10,540
	<b>Spain</b>	31 Jan 2020	22-Jun-21	3,768,691	4,040	80,719	30	2.1%	8,005	1,374	23,200,566	14,431,683	30,870

<b>Sweden</b>	31 Jan 2020	22-Jun-21	1,088,014	-	14,608	-	1.3%	10,578		4,315,017	2,416,335	23,930
<b>United Kingdom of Great Britain</b>	31 Jan 2020	22-Jun-21	4,651,988	11,481	128,008	27	2.8%	6,960	17,327	43,148,843	31,489,240	46,390
<b>Belgium</b>	05 Feb 2020	22-Jun-21	1,079,640	225	25,141	5	2.3%	9,401	3,973	6,404,876	3,556,982	30,690
<b>Switzerland</b>	25 Feb 2020	21-Jun-21	701,994	-	10,872	-	1.5%	8,187	2,705	4,065,341	2,636,814	30,470
<b>Austria</b>	25 Feb 2020	22-Jun-21	649,728	58	10,684	4	1.6%	7,319	57,450	4,476,876	2,526,419	28,050
<b>Croatia</b>	25 Feb 2020	22-Jun-21	359,259	75	8,188	6	2.3%	8,832	1,388	1,455,647	924,011	22,510
<b>Norway</b>	26 Feb 2020	22-Jun-21	129,657	112	790	-	0.6%	2,424	3,110	2,197,210	1,459,542	26,920
<b>Romania</b>	26 Feb 2020	22-Jun-21	1,080,323	41	32,465	74	3.0%	5,581	1,011	4,640,330	4,370,693	22,720
<b>Estonia</b>	26 Feb 2020	22-Jun-21	130,855	37	1,269	1	1.0%	9,864	3,448	547,113	361,385	27,240
<b>Georgia</b>	26 Feb 2020	22-Jun-21	360,055	914	5,199	24	1.4%	9,678	7,499	234,410	82,189	2,060
<b>North Macedonia</b>	26 Feb 2020	22-Jun-21	155,640	13	5,477	-	3.5%	7,470	1,557	278,202	203,856	9,780
<b>Greece</b>	26 Feb 2020	22-Jun-21	418,943	395	12,575	16	3.0%	3,909	3,166	4,528,564	3,175,501	30,470
<b>Denmark</b>	27 Feb 2020	22-Jun-21	291,956	155	2,531	-	0.9%	5,018	18,231	3,068,184	1,676,621	28,950
<b>San Marino</b>	27 Feb 2020	31-May-21	5,090	-	90	-	1.8%	15,032		22,290	22,290	65,680
<b>Lithuania</b>	27 Feb 2020	22-Jun-21	278,466	59	4,371	4	1.6%	9,992	4,634	1,212,965	894,483	32,860
<b>Netherlands</b>	27 Feb 2020	22-Jun-21	1,680,228	686	17,730	3	1.1%	9,694	798	8,610,697	4,756,088	27,760
<b>Azerbaijan</b>	27 Feb 2020	21-Jun-21	335,521	-	4,963	-	1.5%	3,347	1,083	1,949,646	1,040,027	10,260
<b>Belarus</b>	28 Feb 2020	22-Jun-21	411,551	398	3,063	10	0.7%	4,347	2,294	699,141	369,272	3,910
<b>Iceland</b>	28 Feb 2020	21-Jun-21	6,630	-	30	-	0.5%	1,835	-	238,814	153,725	45,050
<b>Ireland</b>	28 Feb 2020	22-Jun-21	269,495	174	4,979	-	1.8%	5,454	-	2,217,448	1,000,000	20,250
<b>Monaco</b>	29 Feb 2020	22-Jun-21	2,554	5	33	-	1.3%	6,555		18,836	15,129	38,550
<b>Czech Republic</b>	01 Mar 2020	22-Jun-21	1,666,192	110	30,283	3	1.8%	15,616		4,810,059	2,613,473	24,400
<b>Luxembourg</b>	01 Mar 2020	22-Jun-21	70,547	12	818	-	1.2%	11,380	12,448	299,354	192,362	30,730
<b>Armenia</b>	01 Mar 2020	22-Jun-21	224,330	77	4,502	3	2.0%	7,585	1,036	46,503		
<b>Latvia</b>	02 Mar 2020	22-Jun-21	136,975	125	2,497	1	1.8%	7,161	5,669	637,986	492,533	26,110
<b>Portugal</b>	02 Mar 2020	22-Jun-21	866,826	1,020	17,074	6	2.0%	8,441	5,180	5,071,646	2,930,590	28,740
<b>Andorra</b>	02 Mar 2020	21-Jun-21	13,864	-	127	-	0.9%	17,972	1,312	34,646	16,416	21,250
<b>Liechtenstein</b>	03 Mar 2020	22-Jun-21	3,028	-	59	-	1.9%	7,964	4,300	18,446	11,290	29,600
<b>Ukraine</b>	03 Mar 2020	22-Jun-21	2,230,142	296	52,053	21	2.3%	5,025	673	1,732,611	362,847	830
<b>Slovenia</b>	04 Mar 2020	22-Jun-21	257,066	65	4,416	1	1.7%	12,312	1,287	801,237	599,147	28,820



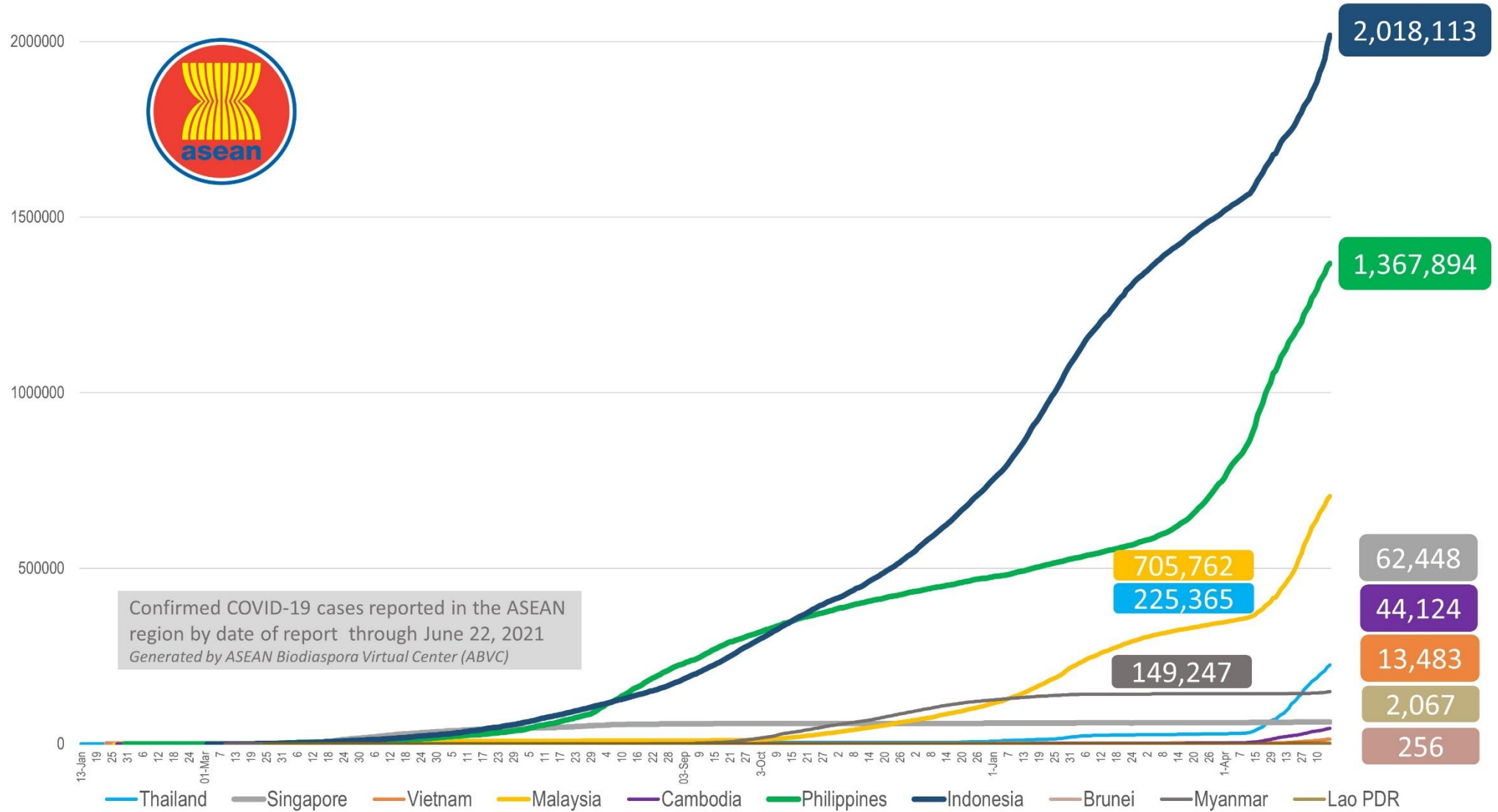
	<b>Hungary</b>	04 Mar 2020	22-Jun-21	807,684	54	29,963	4	3.7%	8,267	1,389	5,421,230	4,555,029	47,150
	<b>Poland</b>	04 Mar 2020	22-Jun-21	2,879,030	190	74,858	29	2.6%	7,582	1,212	16,184,242	11,337,728	29,960
	<b>Faroe Islands</b>	04 Mar 2020	22-Jun-21	769	-	1	-	0.1%	1,580		26,105	17,392	35,590
	<b>Bosnia and Herzegovina</b>	05 Mar 2020	21-Jun-21	204,860	-	9,643	-	4.7%	6,206	674	252,499	63,281	1,930
	<b>Gibraltar</b>	05 Mar 2020	22-Jun-21	4,323	2	94	-	2.2%	12,828		39,174	38,795	115,150
	<b>Slovakia</b>	06 Mar 2020	22-Jun-21	391,385	59	12,502	6	3.2%	7,176	12,179	1,957,742	1,362,811	24,960
	<b>Serbia</b>	06 Mar 2020	22-Jun-21	715,913	72	7,010	6	1.0%	10,308	1,627	2,693,998	2,452,243	36,040
	<b>Vatican City</b>	06 Mar 2020	17-Oct-20	27	-	-	-	0.0%	2,932				
	<b>Malta</b>	07 Mar 2020	22-Jun-21	30,595	5	420	-	1.4%	6,087	3,071	353,164	290,280	65,740
	<b>Moldova</b>	07 Mar 2020	22-Jun-21	256,232	45	6,175	2	2.4%	9,641	1,678	404,766	237,716	5,890
	<b>Bulgaria</b>	08 Mar 2020	22-Jun-21	421,246	94	18,008	8	4.3%	6,039	2,128	915,302	753,375	10,840
	<b>Albania</b>	09 Mar 2020	22-Jun-21	132,496	5	2,455	-	1.9%	4,642	474	519,674	370,378	12,870
	<b>Cyprus</b>	09 Mar 2020	21-Jun-21	73,710	-	374	-	0.5%	6,150	41,144	447,383	305,723	34,900
	<b>Channel Islands</b>	09 Mar 2020	21-Jun-21	827	-	17	-	2.1%	1,268		32,969	13,618	20,310
	<b>Jersey</b>	10 Mar 2020	22-Jun-21	3,322	9	69	-	2.1%	3,658		66,606	51,610	51,060
	<b>Kazakhstan</b>	13 Mar 2020	22-Jun-21	410,523	943	4,249	7	1.0%	2,217	-	2,760,223	1,668,032	8,880
	<b>Kosovo</b>	13 Mar 2020	22-Jun-21	107,610	8	2,242	1	2.1%	5,997				
	<b>Uzbekistan</b>	15 Mar 2020	22-Jun-21	106,847	395	720	2	0.7%	318		1,623,764	1,002,919	3,000
	<b>Greenland</b>	16 Mar 2020	22-Jun-21	50	1	-	-	0.0%	89		21,863	10,312	18,160
	<b>Montenegro</b>	17 Mar 2020	21-Jun-21	100,092	-	1,605	-	1.6%	16,088		148,079	128,295	20,430
	<b>Kyrgyzstan</b>	18 Mar 2020	22-Jun-21	116,546	931	1,945	8	1.7%	1,805		88,178	47,400	730
	<b>Isle of Man</b>	19 Mar 2020	09-Jun-21	1,599	-	29	-	1.8%	1,890		62,419	34,536	40,620
	<b>Tajikistan</b>	30 Apr 2020	10-Jan-21	13,308	-	90	-	0.7%	143		89,121	13,590	140
<b>MIDDLE EAST</b>	<b>UAE</b>	29 Jan 2020	21-Jun-21	613,993	-	1,763	-	0.3%	6,284	32,199	5,081,853	3,836,521	38,790
	<b>Iran</b>	19 Feb 2020	22-Jun-21	3,117,336	11,716	83,217	116	2.7%	3,760	2,124	3,984,095	808,786	960
	<b>Israel</b>	21 Feb 2020	22-Jun-21	840,079	89	6,428	-	0.8%	9,279	3,547	5,500,161	5,151,733	59,520
	<b>Lebanon</b>	21 Feb 2020	21-Jun-21	543,551	-	7,825	-	1.4%	7,928	1,014	761,818	368,851	5,400
	<b>Kuwait</b>	24 Feb 2020	22-Jun-21	342,929	1,962	1,888	11	0.6%	8,151	2,527	2,875,000	38,000	890
	<b>Oman</b>	24 Feb 2020	22-Jun-21	252,609	2,037	2,782	41	1.1%	5,078		666,000	193,000	3,780
	<b>Bahrain</b>	24 Feb 2020	22-Jun-21	263,689	394	1,326	15	0.5%	16,067	10,250	1,045,317	910,436	53,510
	<b>Iraq</b>	24 Feb 2020	22-Jun-21	1,298,703	6,003	16,935	25	1.3%	3,304	643	548,696	256,667	640
	<b>Qatar</b>	29 Feb 2020	22-Jun-21	221,119	189	584	1	0.3%	7,808	2,299	1,625,178	1,273,636	44,210

	<b>Saudi Arabia</b>	02 Mar 2020	22-Jun-21	476,882	1,479	7,691	-	1.6%	1,392	2,964				
	<b>Jordan</b>	02 Mar 2020	22-Jun-21	747,504	504	9,683	12	1.3%	7,400	1,972	2,125,824	1,071,454	10,500	
	<b>Palestine</b>	05 Mar 2020	22-Jun-21	341,856	204	3,823	1	1.1%	7,296		454,006	283,597	5,560	
	<b>Syria</b>	22 Mar 2020	21-Jun-21	25,158	-	1,848	-	7.3%	147		71,519			
	<b>Yemen</b>	10 Apr 2020	22-Jun-21	6,892	3	1,355	-	19.7%	24		251,385			
<b>AFRICA</b>	<b>Egypt</b>	14 Feb 2020	21-Jun-21	277,797	-	15,898	-	5.7%	277		3,315,854	694,613	680	
	<b>Algeria</b>	25 Feb 2020	22-Jun-21	136,679	385	3,650	9	2.7%	317		2,500,000			
	<b>Nigeria</b>	28 Feb 2020	21-Jun-21	167,292	-	2,118	-	1.3%	83	43	1,964,095	261,670	130	
	<b>Tunisia</b>	02 Mar 2020	22-Jun-21	387,773	2,345	14,223	105	3.7%	3,316	784	1,165,402	417,751	3,530	
	<b>Morocco</b>	02 Mar 2020	22-Jun-21	527,174	437	9,247	3	1.8%	1,445	247	9,594,360	8,451,201	22,900	
	<b>Senegal</b>	02 Mar 2020	22-Jun-21	42,472	35	1,159	1	2.7%	261	122	480,311	152,337	910	
	<b>South Africa</b>	05 Mar 2020	22-Jun-21	1,843,572	11,093	59,092	297	3.2%	3,148	1,117	2,141,624	479,768	810	
	<b>Cameroon</b>	06 Mar 2020	16-Jun-21	80,328	-	1,313	-	1.6%	310		78,476	18,769	70	
	<b>Togo</b>	06 Mar 2020	22-Jun-21	13,735	4	128	-	0.9%	170	95	270,784	76,462	920	
	<b>Burkina Faso</b>	09 Mar 2020	20-Jun-21	13,469	-	167	-	1.2%	66		17,775			
		<b>Democratic Republic of Congo</b>	10 Mar 2020	22-Jun-21	38,330	404	888	9	2.3%	44		40,342	2,609	-
		<b>Ivory Coast</b>	11 Mar 2020	21-Jun-21	48,047	-	308	-	0.6%	187	60	725,916		
		<b>Reunion</b>	11 Mar 2020	16-Jun-21	28,441	-	220	-	0.8%	3,661				
		<b>Ghana</b>	13 Mar 2020	17-Jun-21	95,059	-	794	-	0.8%	313	49	852,047	380,829	1,230
		<b>Guinea</b>	13 Mar 2020	21-Jun-21	23,543	-	168	-	0.7%	184		336,515	116,136	880
		<b>Gabon</b>	13 Mar 2020	19-Jun-21	24,864	-	158	-	0.6%	1,144		29,400	12,337	550
		<b>Sudan</b>	13 Mar 2020	16-Jun-21	36,347	-	2,737	-	7.5%	85		508,271	102,653	230
		<b>Kenya</b>	13 Mar 2020	21-Jun-21	179,293	-	3,461	-	1.9%	341	-	995,570	192,093	360
		<b>Ethiopia</b>	13 Mar 2020	22-Jun-21	275,391	73	4,290	4	1.6%	246	61	1,894,717		
		<b>Central African Republic</b>	14 Mar 2020	22-Jun-21	7,129	-	98	-	1.4%	150		41,095	1,549	30
		<b>Seychelles</b>	14 Mar 2020	22-Jun-21	14,620	-	59	-	0.4%	14,976		70,660	67,016	68,150
		<b>Rwanda</b>	14 Mar 2020	22-Jun-21	32,296	861	392	4	1.2%	256	604	350,400	228,169	1,760
		<b>Namibia</b>	14 Mar 2020	21-Jun-21	75,766	-	1,179	-	1.6%	3,037	1,068	104,530	19,930	780
		<b>Swaziland</b>	14 Mar 2020	22-Jun-21	18,831	-	677	-	3.6%	1,640		35,227		
		<b>Mauritania</b>	14 Mar 2020	21-Jun-21	20,365	-	481	-	2.4%	450	-	129,020	6,983	150
		<b>Mayotte</b>	14 Mar 2020	20-Jun-21	19,389	-	174	-	0.9%	12,191				
		<b>Equatorial Guinea</b>	15 Mar 2020	21-Jun-21	8,708	-	120	-	1.4%	642		148,579	108,567	7,740
		<b>Republic of Congo</b>	15 Mar 2020	17-Jun-21	12,298	-	161	-	1.3%	229		22,623	15,645	280
		<b>Benin</b>	16 Mar 2020	15-Jun-21	8,140	-	103	-	1.3%	69	-	21,834	4,790	40
		<b>Liberia</b>	16 Mar 2020	21-Jun-21	3,109	-	99	-	3.2%	63		68,134	687	10
	<b>Tanzania</b>	16 Mar 2020	08-May-20	509	-	21	-	4.1%	1					
	<b>Somalia</b>	16 Mar 2020	21-Jun-21	14,867	-	775	-	5.2%	96		135,107	28,871	180	

<b>Gambia</b>	17 Mar 2020	21-Jun-21	6,045	-	181	-	3.0%	257	-	30,421	10,389	430
<b>Zambia</b>	17 Mar 2020	22-Jun-21	133,659	3,028	1,744	53	1.3%	748	830	142,089	6,215	30
<b>Mauritius</b>	18 Mar 2020	14-Jun-21	1,701	-	18	-	1.1%	134		380,362	218,501	17,180
<b>Djibouti</b>	18 Mar 2020	22-Jun-21	11,591	-	155	-	1.3%	1,191		12,547	8,810	890
<b>Niger</b>	19 Mar 2020	19-Jun-21	5,469	-	193	-	3.5%	23		172,812	13,395	60
<b>Chad</b>	19 Mar 2020	22-Jun-21	4,948	1	174	-	3.5%	31		5,324		
<b>Zimbabwe</b>	20 Mar 2020	21-Jun-21	42,195	-	1,685	-	4.0%	288	160	703,065	435,668	2,930
<b>Cape Verde</b>	20 Mar 2020	21-Jun-21	32,039	-	283	-	0.9%	5,826		60,771	2,835	510
<b>Madagascar</b>	20 Mar 2020	21-Jun-21	42,137	-	903	-	2.1%	156	13	188,752		
<b>Uganda</b>	21 Mar 2020	20-Jun-21	73,401	-	714	-	1.0%	166	136	821,659	4,129	10
<b>Eritrea</b>	21 Mar 2020	22-Jun-21	5,508	87	21	2	0.4%	155				
<b>Angola</b>	21 Mar 2020	21-Jun-21	37,748	-	868	-	2.3%	119		866,381	513,793	1,560
<b>Mozambique</b>	22 Mar 2020	21-Jun-21	72,577	-	848	-	1.2%	239	30	320,129	74,801	240
<b>Libya</b>	24 Mar 2020	22-Jun-21	191,253	215	3,181	3	1.7%	2,822		351,408		
<b>Guinea-Bissau</b>	25 Mar 2020	19-Jun-21	3,825	-	69	-	1.8%	199		18,706		
<b>Mali</b>	25 Mar 2020	21-Jun-21	14,385	-	524	-	3.6%	73		130,574	45,464	220
<b>Botswana</b>	30 Mar 2020	21-Jun-21	65,808	-	1,069	-	1.6%	2,857		150,019		
<b>Sierra Leone</b>	31 Mar 2020	22-Jun-21	4,963	84	84	2	1.7%	64		82,145	15,170	190
<b>Burundi</b>	31 Mar 2020	22-Jun-21	5,273	31	8	-	0.2%	46				
<b>Malawi</b>	02 Apr 2020	22-Jun-21	34,996	82	1,173	2	3.4%	188	-	383,273	37,412	200
<b>South Sudan</b>	05 Apr 2020	22-Jun-21	10,786	-	115	-	1.1%	98	-	27,338	2,072	20
<b>Sao Tome and Principe</b>	06 Apr 2020	19-Jun-21	2,362	-	37	-	1.6%	1,098		12,374	11,544	5,270
<b>Comoros</b>	30 Apr 2020	21-Jun-21	3,912	-	146	-	3.7%	460		43,140	41,220	4,740
<b>Lesotho</b>	13 May2020	22-Jun-21	11,128	21	329	-	3.0%	524		36,637	122	10
			<b>175,480,942</b>	<b>176,079</b>	<b>3,803,919</b>	<b>3,887</b>	<b>2.2%</b>					

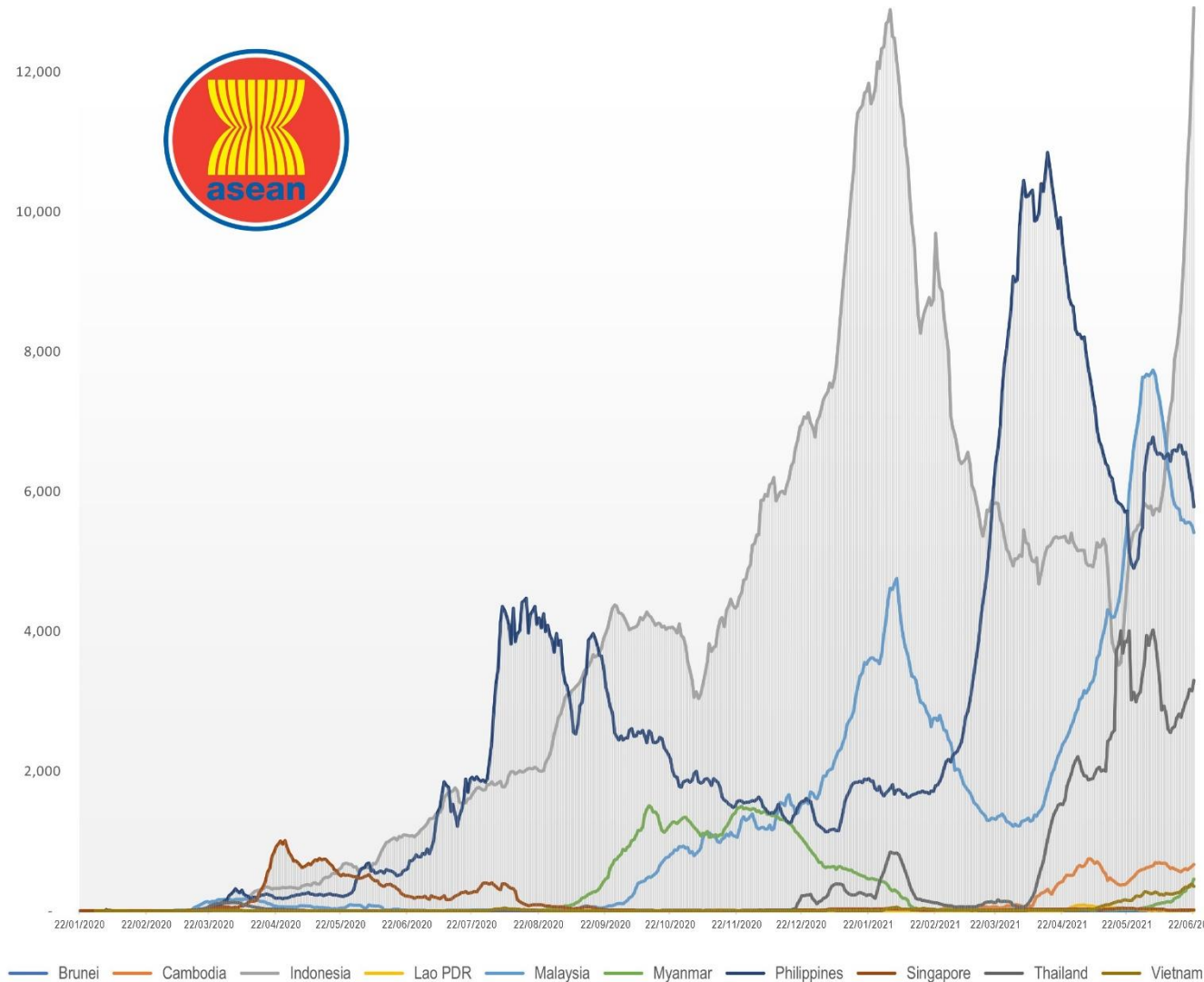
# COVID-19 Epi curve among ASEAN Countries

as of 22 June 2021



# 7-Day Rolling Average of COVID-19 new cases

as of 22 June 2021

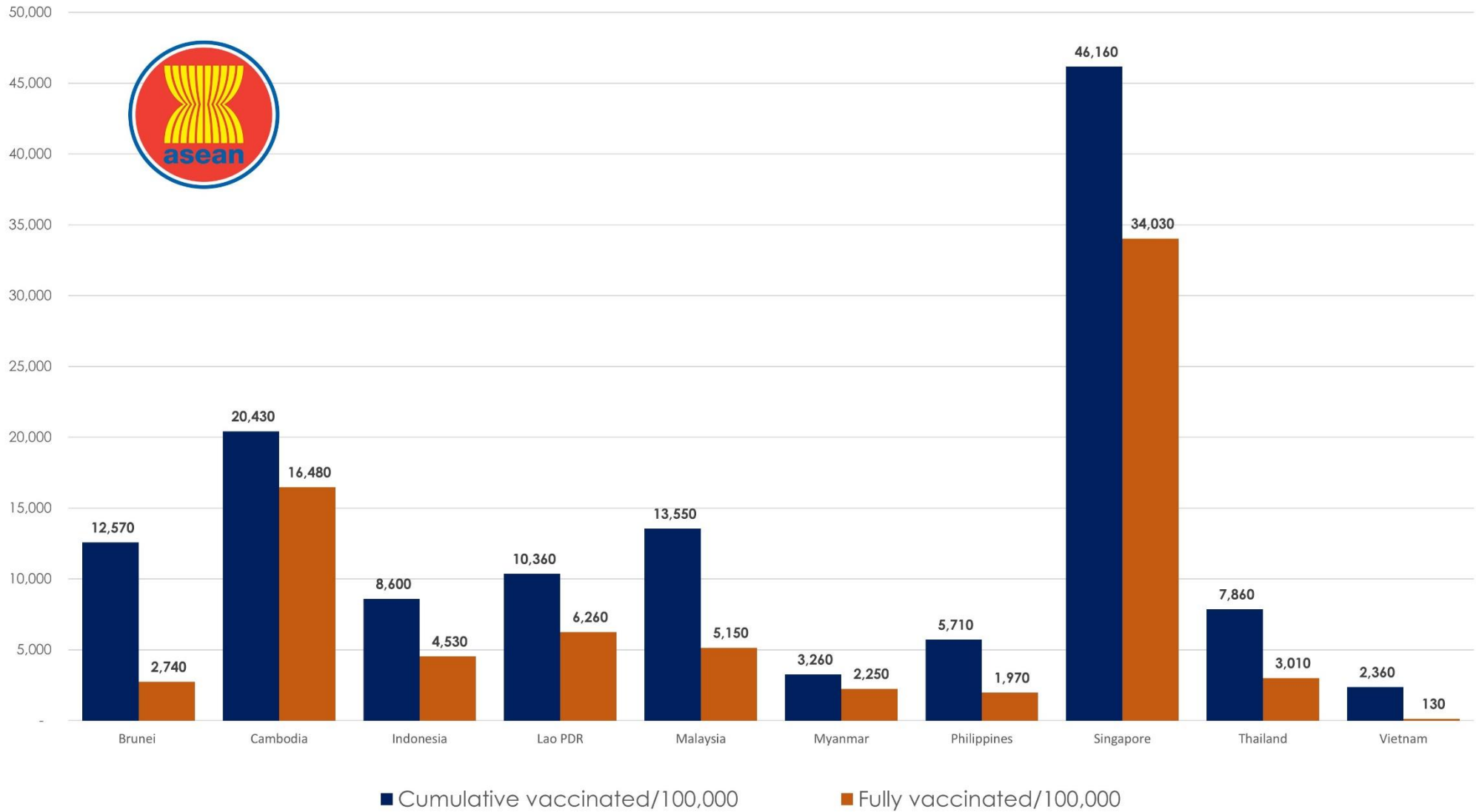


ASEAN Country	New Cases Rate of Change 7-Day Window*	P value
Brunei	0.051	0.224
Cambodia	15.179	0.003
Indonesia	713.505	0
Lao PDR	-0.515	0.025
Malaysia	-25.102	0.014
Myanmar	34.321	0
Philippines	-143.75	0
Singapore	0.255	0.281
Thailand	82.561	0
Vietnam	12.837	0.016

\*Beta coefficient of linear line of best fit; equal to the rate of change in the 7-day rolling average of new cases over the past 7 days (as of June 22, 2021)

# COVID-19 Vaccination Status

as of 22 June 2021



# Re-opening Tracker

Reopening Tracker is designed by Bluedot to anticipate the date that countries/regions around the globe might end the cycle of lockdowns and return to open society. We incorporate three "requirements" to anticipate this:

- At least 80% of the high-risk population has been vaccinated with at least one dose of a COVID-19 vaccine.
  - Our first requirement for a stable reopening is at least 80% of the population within the following groups having received at least one dose of a COVID-19 vaccine: those ages 65 and above; those considered clinically vulnerable based on pre-existing health conditions; and healthcare workers. We estimate the total high-risk population per country/region because these population groups have higher exposure risks and/or higher rates of severe illness leading to hospitalizations and deaths. High vaccination coverage in these high-risk populations is likely correlated with a lower rate of hospitalizations and deaths in a given location.
- At least 65% of the total population has a level of immunity to COVID-19; they have either recovered from COVID-19 or have been vaccinated with at least one dose of a COVID-19 vaccine.
  - Our second requirement is at least 65% of the total population either having received at least one dose of a COVID-19 vaccine or having already recovered from SARS-CoV-2, thereby having a level of immunity.<sup>7</sup> Tracking the vaccination rate of the total population is likely to correlate to lower disease transmission including against more transmissible COVID variants. For some locations, a high total vaccination rate can be associated with a "stable reopening", which is to say a gradual reduction in restrictive government policies without leading to a surge in hospitalizations and further restrictions.
- Case levels are generally low, and are either steady or declining.
  - Finally, we consider daily reported case levels to qualify a location for stable reopening, since any additional cases requiring hospitalization in a burdened healthcare system may cause setbacks to reopening plans. In addition to meeting Requirements 1 and 2, a location must also have a low level of cases. We define a low level of cases as a 7-day rolling average number of daily new cases that is <10 cases per 100,000, with each day's past-14-day test positivity is consistently <5% (*i.e.* number of cases reported over the past 14 days divided by the number of tests reported over the past 14 days). Test positivity greater than 5% may suggest that reported case counts are an under-estimate of the true situation in the country. The timeframe of monitoring the test positivity for two weeks was based on guidance from the WHO. In addition to daily cases and test positivity thresholds, the rate of change in daily cases must be steady or declining (defined as the 7-day rolling average being within 10% of the value calculated 14 days prior or decreasing by more than 10%).

Taken together, these three requirements provide an at-a-glance understanding of a jurisdiction's progress against COVID-19. We will continue to evaluate the thresholds in each requirement as data emerges from additional countries that have vaccinated high proportions of their population. Currently, we are evaluating these thresholds in the context of the Delta variant (B.1.617.2) and may adjust them in future release if appropriate.

ASEAN MEMBER STATE	REQUIREMENT					
	At least <b>80% of the high-risk population has been vaccinated</b> with at least one dose of a COVID-19 vaccine.		At least <b>65% of the total population has a level of immunity</b> to COVID-19; either recovered from COVID-19 or have been vaccinated with at least one dose of a COVID-19 vaccine.		Case levels are generally low (a 7-day rolling average number of daily new cases that is <10 cases per 100,000, with each day's past-14-day test positivity is consistently <5%).	
	% of High risk population with one dose	Projected Completion Date	% of Total population with one dose	Projected Completion Date	Daily cases/100,000	Test positivity last 14 days
Brunei	42.7	Oct 2021	12.4	-	0.198	ND
Cambodia	>80.0	Jun 2021	21.9	>12 mo	4.038	8.0
Indonesia	35.3	Jan 2022	9.7	>12 mo	4.772	15.7
Lao PDR	36.5	-	11.2	-	0.084	0.4
Malaysia	48.4	-	15.9	-	16.940	6.8
Myanmar	13.1	-	3.7	-	0.845	7.9
Philippines	25.1	Nov 2021	7.3	Mar 2022	5.346	13.7
Singapore	>80.0	May 2021	48.5	Aug 2021	0.333	0.0
Thailand	19.5	-	8.3	-	4.740	4.9
Vietnam	9.3	-	2.5	-	0.367	0.4





Report generated by  
**ASEAN Biodiaspora Virtual Center (ABVC)**  
 in collaboration with **Bluedot Inc.**  
 Email: [support@biodiaspora.org](mailto:support@biodiaspora.org)

