

# COVID-19 and Monkeypox **Situational Report in the ASEAN Region**

—— ASEAN BioDiaspora Virtual Center (ABVC)

November 21, 2022 | Issue No. 416



# Table of Contents

<b>COVID-19</b>	<b>1</b>
<a href="#">Highlights and Situation Overview</a>	1
<a href="#">Global Update</a>	1
<a href="#">Regional Update</a>	2
<a href="#">Vaccine Update</a>	2
<a href="#">Research Update</a>	3
<a href="#">COVID-19 Cases and Deaths Table</a>	4
<a href="#">COVID-19 Cases in ASEAN Region Table</a>	4
<a href="#">COVID-19 Cases in Asia-Pacific Region Table</a>	4
<a href="#">Epi curve Among ASEAN Countries</a>	6
<a href="#">ASEAN Weekly New Cases and New Deaths</a>	7
<a href="#">Vaccination Status in ASEAN</a>	8
<a href="#">ASEAN Outlook Assessment</a>	10
<b>Monkeypox</b>	<b>10</b>
<a href="#">Map of Monkeypox Cases Globally</a>	10
<a href="#">Highlights and Situation Overview</a>	11
<a href="#">Monkeypox Cases in ASEAN Region Table</a>	11
<a href="#">Monkeypox Cases in Asia-Pacific Region Table</a>	11
<a href="#">Top 5 Countries with Most Cases Globally</a>	11
<a href="#">Monkeypox Cases per Region</a>	12
<a href="#">Global Update</a>	12
<b><a href="#">References</a></b>	<b>13</b>



## COVID-19: Highlights and Situation Overview

### Global Update

- Worldwide**, there have been over 637\*\*\* million cases and over 6 million deaths attributed to COVID-19. [[Please notes on COVID-19 cases in Asia-Pacific Region table](#)]
- World Health Organization:** According to a new World Health Organization assessment, the number of persons worldwide who were ill with tuberculosis (TB), especially drug-resistant TB, climbed in 2021 after many years of progressive decline—a setback ascribed to the COVID-19 pandemic's effect (WHO).<sup>9</sup> The paper also notes a particularly troubling finding: almost 450 000 of the new cases contained rifampicin-resistant tuberculosis, a 3% rise from 2020. In 2021, an estimated 10.6 million people globally became infected with the illness, a 4.5% rise from 2020. Approximately 86% of those who got tuberculosis lived in three WHO regions: South-East Asia, Africa, and the Western Pacific.<sup>9</sup> The number of TB deaths has also grown, with a predicted 1.6 million TB deaths in 2021, up from 1.5 million in 2020 and 1.4 million in 2019.<sup>9</sup> Five high-burden TB countries that saw significant declines in TB case notifications in 2021 compared to 2019—India, China, Indonesia, the Philippines, and Myanmar—accounted for more than 90% of the gap, implying a large number of misdiagnosed and untreated illnesses in those countries.<sup>9</sup> According to Tereza Kasaeva, MD, PhD, director of WHO's Global TB Program, the ongoing COVID-19 pandemic "is accountable for this dismal situation with the tuberculosis epidemic," resulting in a "very alarming decline" in TB-related services.<sup>9</sup> According to her, the pandemic rendered 20% of such services unusable on average.<sup>9</sup> On the other side, the report mentions some encouraging findings, such as the provision of TB preventative treatment for HIV-positive people and the use of new WHO-recommended tools and advice.<sup>9</sup> [[Full Report](#)]
- People's Republic of China:** China has announced its first COVID-19 fatality in six months, that of an 87-year-old man in Beijing, as the country deals with its deadliest wave of infections since the spring epidemic in Shanghai.<sup>1</sup> To alleviate the virus's fear, a respected virologist advocated for increased vaccination rates among the elderly and increased public information.<sup>1</sup> According to the official Beijing Daily, the man began coughing on November 11 and was diagnosed with mild symptoms on November 13.<sup>1</sup> However, his condition deteriorated due to a serious lung infection, and he died as a result of septic shock, according to the report. Health workers near a residential area in Beijing that is under lockdown because to COVID-19 regulations.<sup>1</sup> This was the country's first recorded COVID-19 mortality since Shanghai officials reported one on May 26, during a spring outbreak that triggered months of agonizing lockdown.<sup>1</sup> [[Full Article](#)]
- Republic of Korea:** Korea exceeded the 30,000 COVID-19 mortality mark on November 20, as the country braces for another viral outbreak this winter.<sup>2</sup> The government recorded 41 COVID-19 deaths earlier in the day, bringing the total to 30,031.<sup>2</sup> This comes nearly three years after South Korea reported its first confirmed COVID-19 case in January 2020, according to the Korea Disease Control and Prevention Agency (KDCA).<sup>2</sup> The somber milestone came around seven months after the country's total COVID-19 deaths surpassed 20,000.<sup>2</sup> The amount topped 10,000 in March of this year.<sup>2</sup> [[Full Article](#)]
- US CDC:** The Centers for Disease Control and Prevention (CDC) in the United States is on a mission to reorganize and modernize itself so that mistakes made during the epidemic do not occur again.<sup>8</sup> Rochelle Walensky, an infectious disease physician and research scientist appointed by President Joe Biden in January 2021, commissioned an independent agency-wide review in April 2022, which will position the CDC to better respond to emerging public health threats, collect data, and keep Americans better informed and healthy.<sup>8</sup> The following key findings and recommendations were made:



1) the CDC takes too long to publish its data and science for decision making; 2) staff turnover during the COVID 19 response created gaps and challenges; 3) guidance documents were confusing and overwhelming; and 5) COVID-19 revealed the need for flexibilities that do not exist at the CDC today.<sup>8</sup> There was a need to establish new authorities that will allow the CDC to be more agile and work faster, such as public health and regulatory authorities mandating data collection from local jurisdictions, and human resource authorities with the authority to hire faster and ensure competitive salaries to recruit and retain for difficult-to-fill positions like data scientists.<sup>8</sup> According to Walensky, the CDC is "actively involved" in engaging with Congress.<sup>8</sup> The projected federal budget for 2023 allocates \$105 billion to the CDC, a \$2 billion increase.<sup>8</sup> Half of the additional funding would go toward a variety of public health activities, including \$750 million to strengthen local public health infrastructure, \$735 million for public health emergency preparedness cooperative agreements, and \$250 million to modernize public health data surveillance and analytics.<sup>8</sup> [\[Full Article\]](#)

## Regional Update

- **Brunei:** In its daily report on November 19, the Ministry of Health recorded one COVID-19 mortality.<sup>4</sup> The ministry also reported two COVID-19 instances in Category 4 that required breathing help and close monitoring, as well as two cases in Category 5 that required intensive care unit treatment (ICU).<sup>4</sup> According to the ministry, 614 COVID-19 cases have recovered completely.<sup>4</sup>
- **Philippines:** Mayor Benjamin Magalong is concerned about the observed increase in deaths among unvaccinated and unboosted individuals in the Summer Capital as a result of COVID-19.<sup>3</sup> The City Epidemiology and Surveillance Unit of the City Health Services Office discovered that COVID-19 fatality incidences increased from October to November, and the fatalities were either unvaccinated or unboosted. According to data from the Baguio City Health Services Department and the University of the Philippines Baguio, nine out of ten COVID deaths in the city from December 2021 to the present were also unvaccinated or did not receive additional injections.<sup>3</sup> According to the mayor, these findings demonstrate the importance of immunizations in averting serious sickness and deaths caused by COVID-19.<sup>3</sup> The city has seen an increase in COVID-19 cases in recent weeks, which could be attributed to the presence of the Omicron subvariant XBC, a recombinant of the Delta variant and the Omicron BA.5 subvariant.<sup>3</sup> [\[Full Article\]](#)

## Vaccine Update

- **Indonesia:** As of November 19, more than 66 million Indonesians had gotten a booster dosage of the COVID-19 vaccination, according to the COVID-19 task group.<sup>5</sup> The Indonesian government hopes to develop herd immunity against the disease by having 234,666,030 people finish their COVID-19 immunization.<sup>5</sup> So far, 724,123 medical personnel have received the fourth dose.<sup>5</sup> Meanwhile, the Coordinating Ministry for Human Development and Culture has recommended people with comorbid disorders to finish their vaccinations to avoid severe symptoms and problems from COVID-19 infection.<sup>5</sup>
- **Thailand:** A new COVID-19 vaccine, the ChulaCov19 mRNA vaccine, was developed by the team from Chulalongkorn University Vaccine Research Center (ChulaVRC), Thailand, in collaboration with the University of Pennsylvania, USA. The first ChulaCov19 vaccine lot was manufactured in the U.S. and was evaluated in a phase 1 safety trial in Thailand. It was then evaluated in a comparative phase 2 safety and immunogenicity trial in Thai adults and elderly participants who received two primary doses of vaccine. Furthermore, Australia's Human Research Ethics Committee (HREC) approved the phase 2 trial of the ChulaCov19 BNA159 mRNA vaccine as a booster dose in adults aged 18 –



64 years. Ethics approval was granted to commence a phase 2 trial after sharing satisfactory results of clinical safety and immunogenicity data of prior phase 1 and 2 studies of the ChulaCov19 mRNA vaccine.

### Research Update (Published and peer-reviewed studies)

- The study **Prednisolone does not improve olfactory function after COVID-19: a randomized, double-blind, placebo-controlled trial** studied the efficacy of short oral prednisolone treatment on patients with persistent olfactory disorders after COVID-19.<sup>6</sup> 115 eligible patients were included in the study between November 2021 and February 2022 and were randomly assigned to the treatment (n = 58) or placebo group (n = 57).<sup>6</sup> At 12 weeks of follow-up, patients treated with prednisolone showed no significant or clinically relevant difference in olfactory function than patients treated in the placebo group.<sup>6</sup> Furthermore, there was no effect obtained on objective gustatory function in the prednisolone group compared to the placebo group.<sup>6</sup> The authors, therefore, recommend not to prescribe prednisolone for patients with olfactory disorders after COVID-19.<sup>6</sup> [\[Full Text\]](#)
- The cohort study **Assessment of Herpes Zoster Risk Among Recipients of COVID-19 Vaccine** assessed if there is an increased risk of herpes zoster infection after COVID-19 vaccination.<sup>7</sup> This study used a self-controlled risk interval (SCRI) design to compare the risk of herpes zoster in a risk interval of 30 days after COVID-19 vaccination or up to the date of the second vaccine dose with a control interval remote from COVID-19 vaccination.<sup>7</sup> Data used in this study were obtained from Optum Labs Data Warehouse, a US national de-identified claims-based database, among 2,039,854 individuals who received any dose of a COVID-19 vaccine during the study period.<sup>7</sup> Individuals who received a COVID-19 vaccine were evaluated for herpes zoster infection in the 30 days after receiving a first dose (for BNT162b2, mRNA-1273, and Ad26.COV2.S) or second dose (for BNT162b2 and mRNA-1273 only) of the vaccine or, in the case that a second dose was administered before 30 days had elapsed, up to the date of the second dose.<sup>7</sup> The study found that there was no increase in the risk of herpes zoster after a single dose or full (2-dose) primary series of a COVID-19 vaccine generally and even after the stratification of age, immunocompromised status, or type of vaccine administered.<sup>7</sup> [\[Full Text\]](#)
- The study, **What predicts people's belief in COVID-19 misinformation? A retrospective study using a nationwide online survey among adults residing in the United States**, characterizes population groups that believe in misinformation.<sup>10</sup> Using a nonprobability convenience sampling, the online survey was administered in April 2020 to 6,518 English-speaking adult participants and focused on four misinformation categories: general COVID-19-related, vaccine/anti-vaccine, COVID-19 as an act of bioterrorism, and mode of transmission.<sup>10</sup> 30% of the sample of US adults on social media reported believing in at least one type of COVID-19-related misinformation in early 2020.<sup>10</sup> Respondents who believed in general misinformation were Black, non-Hispanic or Native American/ American Indian, aged 80 years and above, male, having highest educational attainment of high school degree or less, or earning less than \$50,000 annual household income.<sup>10</sup> Anti-vaccine misinformation was most strongly associated with mixed race or Native American/American Indian, never seeking COVID-19-related information, or lower educational attainment.<sup>10</sup> Bioterrorism misinformation was significantly associated with being politically affiliated with the Republican party, having low educational attainment, being food insecure, and a user of Fox News, social media, or a religious leader as the primary COVID-19 information source.<sup>10</sup> Finally, belief in misinformation on the mode of transmission was most strongly associated with never seeking COVID-19-related information, being male, having moved residence due to COVID-19, or reporting a higher level of loneliness.<sup>10</sup> [\[Full Text\]](#)





## COVID-19 Cases and Deaths as of 21 November 2022

- As of 21 November 2022 (2PM, GMT+8), worldwide, there were **637,471,137** confirmed cases, including **6,631,577** deaths. Globally, Case Fatality Rate (CFR) was **1.2%**.
- 35,188,918 confirmed cases** of COVID-19 have been reported in the **ASEAN Region**.
- The Case Fatality Rate in the **ASEAN Region** is range between **0.1 to 3.1%**.

### COVID-19 cases in ASEAN region

REGION	COUNTRY	FIRST CONFIRMED CASE(S)	LATEST REPORT ON CONFIRMED CASE(S)	TOTAL CONFIRMED CASES	NEW CASES	TOTAL DEATHS	NEW DEATHS	CUMULATIVE CASES/ 100,000	CUMULATIVE VACCINATED	CUMULATIVE FULLY VACCINATED	CUMULATIVE BOOSTERED	FULLY VACCINATED/ 100
ASEAN REGION	Brunei Darussalam	10 Mar 20	20-Nov-22	241,044	-	225	-	55,632	450,287	445,786	338,532	99.3
	Cambodia	27 Jan 20	20-Nov-22	138,028	9	3,056	-	837	15,220,136	14,582,552	10,322,948	87.0
	Indonesia	02 Mar 20	20-Nov-22	6,608,367	5,172	159,379	31	2,442	205,272,373	172,133,110	65,807,127	62.5
	Lao PDR	24 Mar 20	20-Nov-22	216,466	6	758	-	3,019	5,888,649	5,222,417		69.4
	Malaysia	25 Jan 20	20-Nov-22	4,967,299	1,633	36,595	2	15,547	28,113,109	27,523,669	16,825,301	81.1
	Myanmar	23 Mar 20	20-Nov-22	632,987	30	19,487	-	1,171	34,777,314	27,545,329	2,227,351	50.8
	Philippines	30 Jan 20	20-Nov-22	4,025,917	961	64,476	8	3,724	78,102,787	73,615,441	20,724,926	63.7
	Singapore	23 Jan 20	20-Nov-22	2,148,985	1,666	1,699	-	37,678	5,163,385	5,123,895	4,440,289	90.9
	Thailand	13 Jan 20	20-Nov-22	4,698,373	-	33,037	-	6,748	57,005,497	53,486,086	32,143,431	74.6
	Vietnam	23 Jan 20	20-Nov-22	11,511,452	274	43,169	-	11,934	90,067,653	84,467,885	56,731,860	86.0
ASEAN COUNTRIES				35,188,918	9,751	361,881	41	138,732	520,061,190	464,146,170	209,561,765	

\*There have been no tests reported in the last 14 days in the ASEAN Region.

### COVID-19 cases in Asia-Pacific region

REGION	COUNTRY/ TERRITORY	FIRST CONFIRMED CASE(S)	LATEST REPORT ON CONFIRMED CASE(S)	TOTAL CONFIRMED CASES	NEW CASES	TOTAL DEATHS	NEW DEATHS	CUMULATIVE CASES/ 100,000	CUMULATIVE VACCINATED	CUMULATIVE FULLY VACCINATED	CUMULATIVE BOOSTERED	FULLY VACCINATED/ 100
ASIA-PACIFIC REGION	Afghanistan	24-Feb-20	20-Nov-22	205,146	107	7,831	-	539	11,223,064	10,517,707		25.6
	Australia	25-Jan-20	16-Nov-22	10,480,131	-	15,863	-	40,858	22,443,557	21,784,904	14,265,648	83.2
	Bangladesh	08-Mar-20	20-Nov-22	2,036,367	24	29,430	-	1,249	146,283,895	124,666,230	58,579,379	72.8
	Bhutan	05-Mar-20	15-Nov-22	62,460	-	21	-	8,185	699,116	677,669	634,641	86.6
	People's Republic of China*		20-Nov-22	10,486,684	26,221	29,782	0	62,081	1,333,143,422	1,300,098,377	209,269,842	87.9
	Cook Islands	17-Feb-22	14-Sep-22	6,389	-	1	-	29,872	15,084	14,708	10,206	86.4
	Fiji	18-Mar-20	18-Nov-22	68,307	-	878	-	7,675	710,832	639,535	168,675	68.8
	French Polynesia	12-Mar-20	16-Nov-22	76,827	-	649	-	27,508	190,155	185,643	111,840	60.6
	Guam	15-Mar-20	18-Nov-22	59,148	-	407	-	35,356	157,742	143,211		85.0
	India	30-Jan-20	20-Nov-22	44,669,015	492	530,574	4	3,269	1,026,989,712	950,588,586	220,958,874	67.1



	Japan	16-Jan-20	19-Oct-22	21,858,528	-	46,014	-	17,312	104,323,897	102,961,975	128,633,897	83.1
	Kiribati	25-Jan-22	25-Jul-22	3,430	-	13	-	2,917	93,685	70,464	18,774	53.7
	Maldives	07-Mar-20	15-Nov-22	185,549	-	311	-	34,946	399,143	385,060	167,145	73.5
	Marshall Islands	26-Oct-20	20-Nov-22	15,501	112	17	-	26,366	42,919	34,305		44.1
	Micronesia	11-Jan-21	31-Oct-22	22,203	-	55	-	19,508	82,154	69,110		67.5
	Mongolia	10-Mar-20	19-Nov-22	989,320	-	2,179	-	30,675	2,272,965	2,175,617	1,044,337	64.0
	Nepal	24-Jan-20	20-Nov-22	1,000,851	2	12,019	-	3,498	27,356,497	23,737,019	8,579,192	77.7
	New Caledonia	17-Mar-20	15-Nov-22	74,682	-	314	-	25,949	191,637	184,099	93,895	63.5
	New Zealand	28-Feb-20	14-Nov-22	1,894,029	-	3,199	-	38,520	4,298,557	4,135,113	3,409,421	79.8
	Niue	03-Sep-21	20-Nov-22	100	2	-	-	4,617	1,650	1,436	1,094	73.6
	Northern Mariana Islands	28-Mar-20	01-Nov-22	13,212	-	41	-	23,091	46,279	43,743		84.4
	Pakistan	26-Feb-20	20-Nov-22	1,574,897	29	30,630	-	727	139,584,810	132,169,217	47,794,419	56.1
	Palau	31-May-21	19-Nov-22	5,684	-	7	-	31,564	20,682	18,435		85.6
	Papua New Guinea	21-Mar-20	16-Nov-22	45,773	-	668	-	522	359,043	299,124	29,053	3.0
	Samoa	18-Nov-20	19-Oct-22	15,946	-	29	-	8,090	191,130	177,651	78,912	79.9
	Solomon Islands	03-Oct-20	11-Jun-22	21,544	-	153	-	3,216	343,821	254,352	27,783	35.1
	Republic of Korea**	20-Jan-20	20-Nov-22	26,566,573	23,037	30,050	35	51,377	45,125,974	44,696,364	41,267,817	86.3
	Sri Lanka	27-Jan-20	20-Nov-22	671,522	25	16,793	2	3,080	17,143,761	14,752,827	8,220,002	67.6
	Timor Leste	21-Mar-20	19-Nov-22	23,323	-	138	-	1,804	864,858	766,980	258,263	57.2
	Tonga	05-Nov-21	06-Sep-22	16,182	-	12	-	15,486	90,837	76,825	38,137	71.9
	Türkiye	10-Mar-20	11-Nov-22	16,975,322	-	101,322	-	20,347	57,936,783	53,171,790	41,366,484	62.3
	Vanuatu	11-Nov-20	02-Nov-22	11,952	-	14	-	3,986	144,824	131,697	16,996	40.3
	Wallis et Futuna	17-Oct-20	28-Jul-22	761	-	7	-	4,749	7,136	6,794	3,742	58.6
	ASIA PACIFIC***			140,137,358	50,051	859,421	41	588,940	2,942,779,621	2,789,636,567	785,048,468	

\*Includes cases from Hong Kong (SAR), Macau (SAR), and Taiwan (Province of China)

\*\*Republic of Korea – South Korea

\*\*\*Cases were adjusted after the removal of DPR Korea. Upon verification from WHO, US CDC, Johns Hopkins University, there are no confirmed cases in DPR Korea.

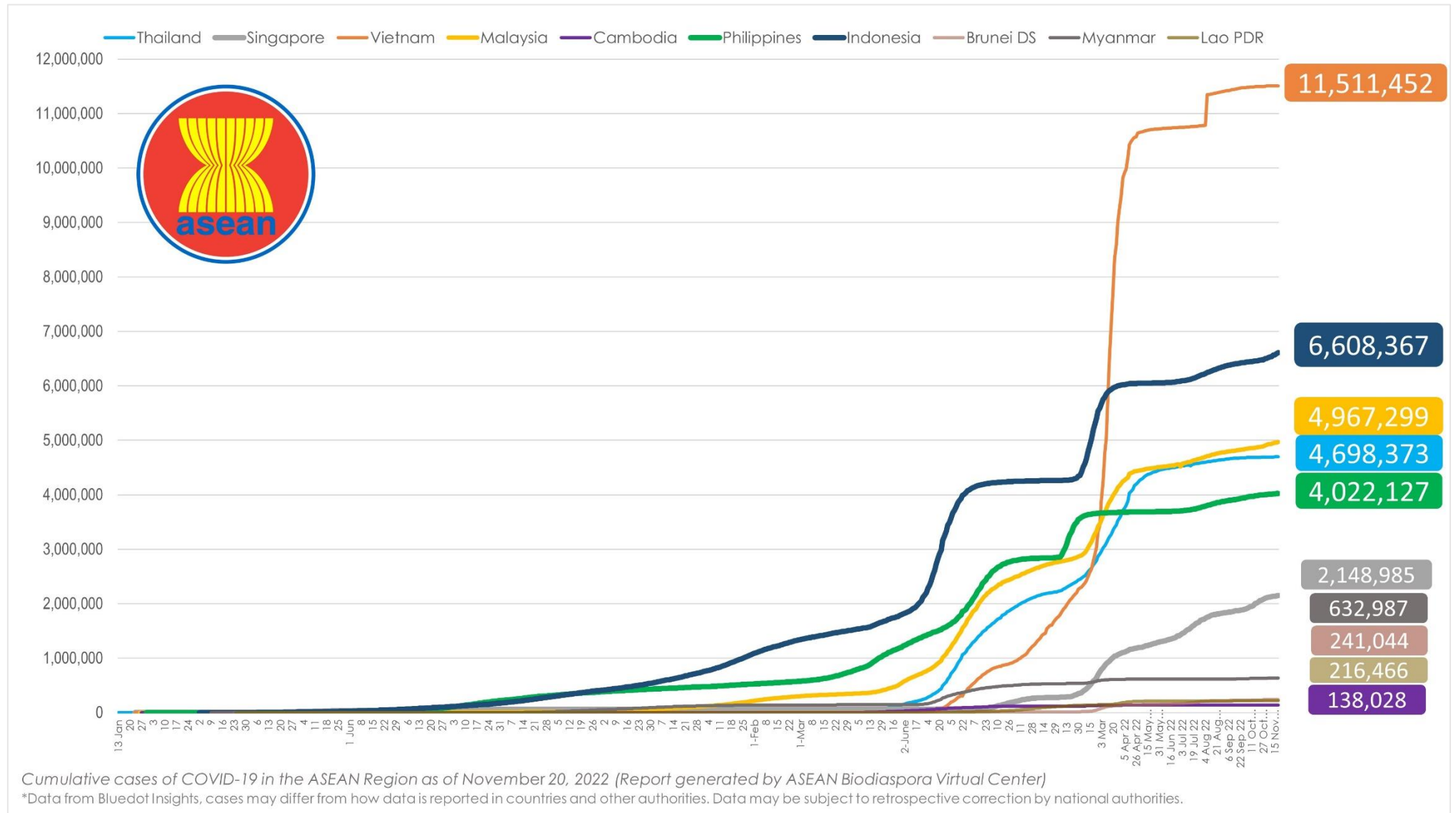
- **460,758,422 confirmed cases** of COVID-19 have been reported in other **4 regions** (other than ASEAN and Asia-Pacific countries):

REGION	TOTAL CONFIRMED CASES	NEW CASES	TOTAL DEATHS	NEW DEATHS	CUMULATIVE CASES/ 100,000	CUMULATIVE VACCINATED	CUMULATIVE FULLY VACCINATED	CUMULATIVE BOOSTERED
AFRICA	12,958,894	199	258,961	1	244,983	450,980,062	360,639,030	57,521,457
AMERICAS	184,430,379	9,304	2,900,682	24	1,210,484	829,939,002	728,773,694	492,842,721
EUROPE	242,191,001	13,795	2,012,116	86	2,049,419	567,338,736	539,222,834	363,046,539
MIDDLE EAST	22,564,587	897	238,516	3	213,788	144,339,191	129,679,627	59,647,313
TOTAL	462,144,861	24,195	5,410,275	114	3,718,674	1,992,596,991	1,758,315,185	973,058,030



# COVID-19 Epi curve among ASEAN Countries:

From January 1, 2021 to November 20, 2022

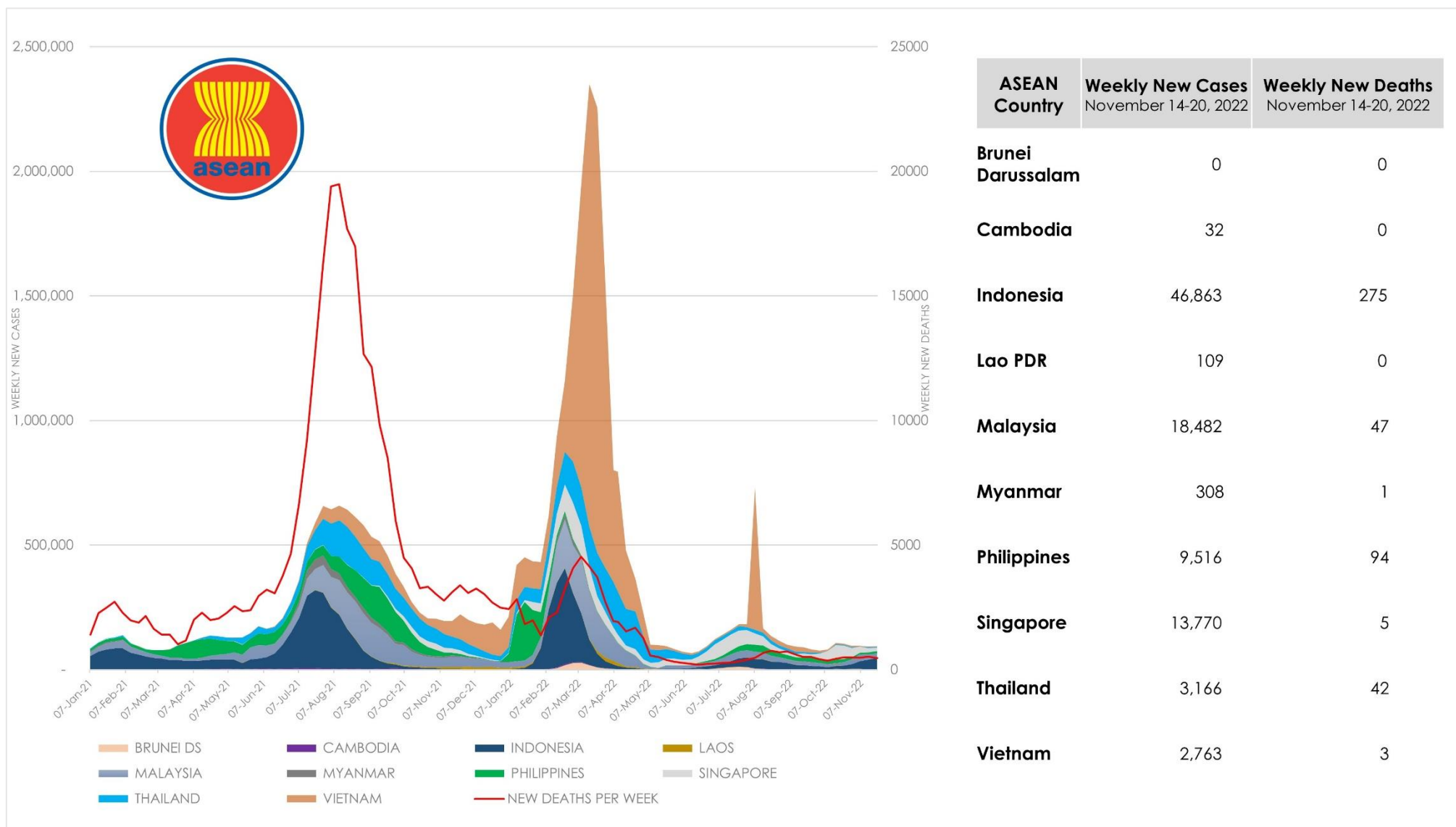






# ASEAN Weekly COVID-19 New Cases and New Deaths

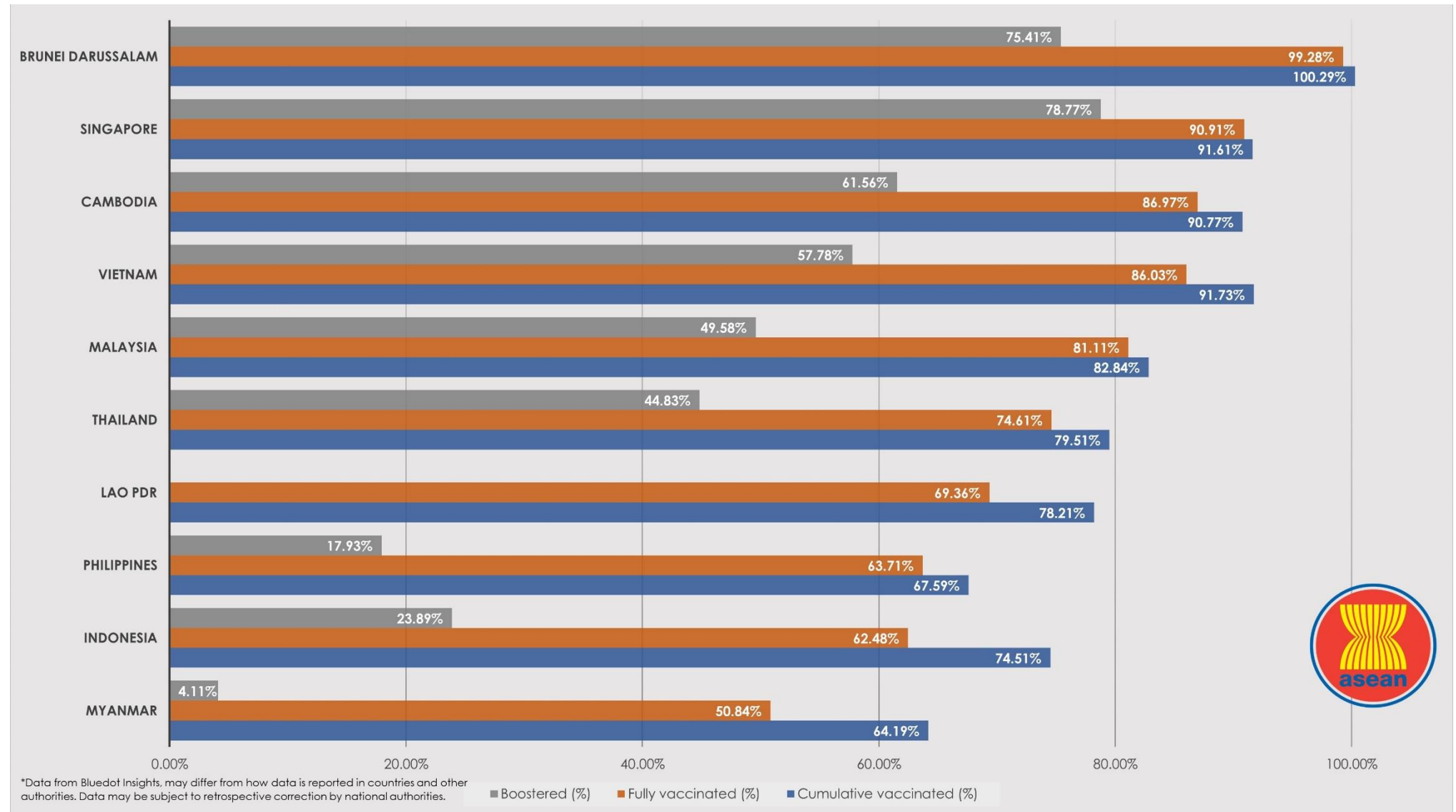
From January 1, 2021 to November 20, 2022





# ASEAN COVID-19 Vaccination Status


as of 20 November 2022





# ASEAN COVID-19 Outlook Assessment

as of 18 November 2022

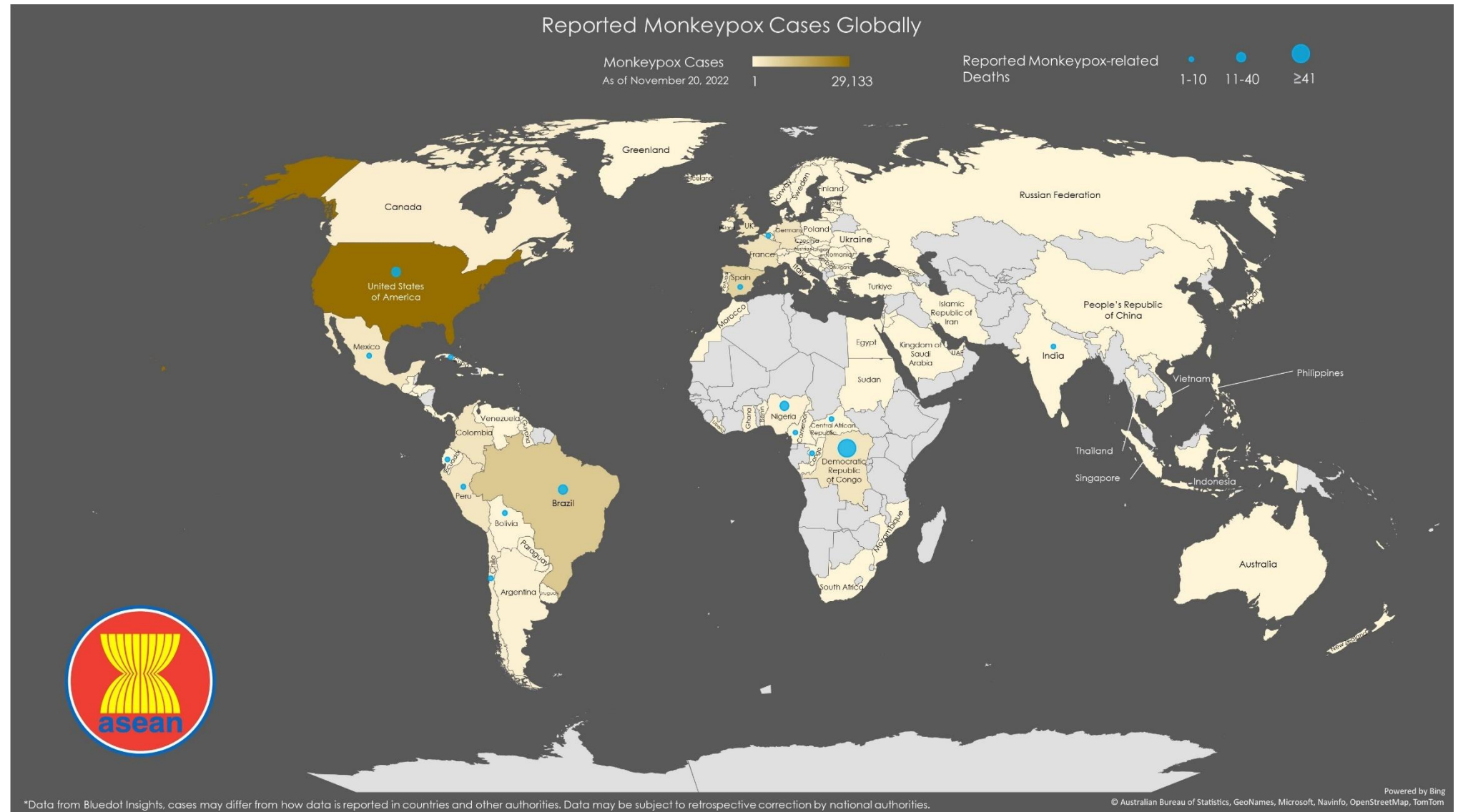
 <b>ASEAN MEMBER STATE</b>	<p>At least <b>65% of the total population has a level of immunity</b> to COVID-19; either recovered from COVID-19 or have been vaccinated with at least one dose of a COVID-19 vaccine.</p>				<p><b>Case levels are generally low</b> (a 7-day rolling average number of daily new cases that is &lt;10 cases per 100,000, with each day's past-14-day test positivity is consistently &lt;5%).</p>	<p><b>Government Policy</b> on containment and health (strictness and comprehensiveness in COVID-19 related government policies)</p>
	% of Total population fully vaccinated / boosted	Population vaccinated/ day (7-day average)	Daily cases/ 100,000	Containment and health index score - Oxford COVID-19 Government Response Tracker (OxCGRT)		
Brunei Darussalam	≥90.0/75.4	Unknown	0.00	31.0/100		
Cambodia	≥90.0/61.6	Unknown	0.028	31.5/100		
Indonesia	65.9/23.9	Unknown	2.47	54.2/100		
Lao PDR	77.3/ND	Unknown	0.22	61.6/100		
Malaysia	84.5/49.6	0%/day	8.26	51.8/100		
Myanmar	52.1/4.1	Unknown	0.081	69.1/100		
Philippines	71.2/17.9	Unknown	1.26	55.4/100		
Singapore	≥90.0/78.8	Unknown	34.49	58.9/100		
Thailand	77.7/44.8	0.01%/day	0.65	31.5/100		
Vietnam	≥90.0/57.8	Unknown	0.41	43.5/100		

All of the countries have achieved the Population vaccinated/ day (7-day average) except Vietnam.



# Monkeypox Cases Reported Globally

as of November 20, 2022



\*Monkeypox data is now automatically collected by Bluedot from Our World in Data. Adjustments were made to correct the data.



## Monkeypox: Highlights and Situation Overview

- As of 21 November 2022 (2PM, GMT+8), worldwide, there were **84,646** confirmed cases, including **200** deaths. Globally, Case Fatality Rate (CFR) was **0.24%**.
- 40 confirmed cases** in the ASEAN region, with CFR of **0%**.
- 84,606 confirmed cases** of Monkeypox have been reported in other **5 regions** (other than ASEAN region):

### Monkeypox cases in ASEAN region

Country	Total Cases	New Cases	Deaths	Case Fatality Rate (CFR)
Indonesia	1	-	-	0.00%
Philippines	4	-	-	0.00%
Singapore	19	-	-	0.00%
Thailand	12	-	-	0.00%
Vietnam	4	-	-	0.00%
<b>ASEAN Total</b>	<b>40</b>	<b>-</b>	<b>-</b>	<b>0.00%</b>

### Monkeypox cases in Asia-Pacific region

Country/Territory	Total Cases	New Cases	Deaths	Case Fatality Rate (CFR)
Australia	141	-	-	0.00%
Hong Kong (SAR)	1	-	-	0.00%
India	20	-	1	5.00%
Japan	7	-	-	0.00%
New Caledonia	1	-	-	0.00%
New Zealand	33	-	-	0.00%
People's Republic of China*	9	-	-	0.00%
Republic of Korea*	3	-	-	0.00%
Sri Lanka	2	-	-	0.00%
<b>Asia-Pacific Total</b>	<b>217</b>	<b>-</b>	<b>1</b>	<b>0.46%</b>

\*People's Republic of China – including Hong Kong (SAR), Macao (SAR), and Taiwan (Province of China)

### Top 5 countries with most monkeypox cases globally

Country	Total Cases	New Cases	Deaths	Case Fatality Rate (CFR)
United States of America	29,133	78	12	0.04%
Brazil	9,675	134	12	0.12%
Spain	7,336	-	2	0.03%
France	4,097	-	-	0.00%
United Kingdom	3,701	-	-	0.00%





## Monkeypox cases per region

REGION	TOTAL CONFIRMED CASES SINCE JANUARY 1, 2022	NEW CASES SINCE THE PREVIOUS REPORT	TOTAL DEATHS	CASE FATALITY RATE
AFRICA	4,796	-	160	3.34%
AMERICAS	53,497	210	34	0.06%
ASEAN	40	-	-	0.00%
ASIA PACIFIC	217	-	1	0.46%
EUROPE	25,783	-	4	0.02%
MIDDLE EAST	313	-	-	0.00%
<b>TOTAL</b>	<b>84,646</b>	<b>210</b>	<b>200</b>	<b>0.24%</b>

## Global Update

- Israel:** A 30-year-old Israeli man has been diagnosed with monkeypox after returning from a trip overseas.<sup>5</sup> On November 18, the man was hospitalized in Tel Aviv and later released. They confirmed his illness on November 19.<sup>5</sup> The new disease occurred a week after Israel's first incidence, which occurred in a 30-year-old man returning from Western Europe.<sup>5</sup> Last November 20, doctors ruled out two more suspected cases, according to the Health Ministry.<sup>5</sup> [\[Full Article\]](#)



## References

1. Wu, Wendy. "China Reports First Covid-19 Death since May as Outbreak Spirals." *South China Morning Post*, 20 Nov. 2022, <https://www.scmp.com/news/china/science/article/3200284/man-87-chinas-first-covid-death-countrys-worst-outbreak-months>.
2. Person. "Korea Reaches Grim Milestone of 30,000 Covid-19 Deaths." *The Korea Times*, The Korea Times, 20 Nov. 2022, [https://www.koreatimes.co.kr/www/nation/2022/11/19\\_340141.html](https://www.koreatimes.co.kr/www/nation/2022/11/19_340141.html).
3. Keith, Gaby B. "Baguio Mayor Alarmed at Covid Death Rise among Unvaxxed, Unboosted Persons." *The Manila Times*, The Manila Times, 20 Nov. 2022, <https://www.manilatimes.net/2022/11/20/news/regions/baguio-mayor-alarmed-at-covid-death-rise-among-unvaxxed-unboosted-persons/1867011>.
4. Kon, James. "One COVID-19 Fatality Reported " Borneo Bulletin Online." *One COVID-19 Fatality Reported*, 20 Nov. 2022, <https://borneobulletin.com.bn/one-covid-19-fatality-reported-2/>.
5. "Israel Announced Second Case of Monkeypox." *The Paradise News*, 20 Nov. 2022, <https://theparadise.ng/israel-announced-second-case-of-monkeypox/>.
6. Schepens, Emma J., et al. "Prednisolone Does Not Improve Olfactory Function after COVID-19: A Randomized, Double-Blind, Placebo-Controlled Trial." *BMC Medicine*, vol. 20, no. 1, 16 Nov. 2022, <https://doi.org/10.1186/s12916-022-02625-5>.
7. Akpandak, Idara, et al. "Assessment of Herpes Zoster Risk among Recipients of COVID-19 Vaccine." *JAMA Network Open*, vol. 5, no. 11, 16 Nov. 2022, <https://doi.org/10.1001/jamanetworkopen.2022.42240>.
8. Jaffe, Susan. "US CDC Begins Agency-Wide Changes after Pandemic Failures." *The Lancet*, vol. 400, no. 10365, 19 Nov. 2022, pp. 1754–1755., [https://doi.org/10.1016/s0140-6736\(22\)02354-6](https://doi.org/10.1016/s0140-6736(22)02354-6).
9. Stephenson, Joan. "Who Report: Years of Progress in Global Tuberculosis Upset by COVID-19 Pandemic." *JAMA Health Forum*, vol. 3, no. 11, 15 Nov. 2022, <https://doi.org/10.1001/jamahealthforum.2022.4994>.
10. Kim, Sooyoung, et al. "What Predicts People's Belief in Covid-19 Misinformation? A Retrospective Study Using a Nationwide Online Survey among Adults Residing in the United States." *BMC Public Health*, vol. 22, no. 1, 18 Nov. 2022, <https://doi.org/10.1186/s12889-022-14431-y>.
11. Akpandak, Idara, et al. "Assessment of Herpes Zoster Risk among Recipients of COVID-19 Vaccine." *JAMA Network Open*, vol. 5, no. 11, 16 Nov. 2022, <https://doi.org/10.1001/jamanetworkopen.2022.42240>.

