

COVID-19 Situational Report in the ASEAN Region

ASEAN BioDiaspora Virtual Center (ABVC)

as of March 2, 2022



COVID-19: Highlights and Situation Overview

Global Update

- Worldwide, there have been over 438 million cases and almost 6 million deaths attributed to COVID-19.
- According to the World Health Organization (WHO), during the week of February 21-27, the number of new COVID-19 cases and deaths has continued to decline globally by 16% and 10% respectively, as compared to the previous week. Across the six WHO regions, over 10 million new cases and over 60,000 new deaths were reported. As of February 27, over 433 million confirmed cases and over 5.9 million deaths have been reported globally. At the regional level, while the Western Pacific Region reported an increase (+32%) in the number of new weekly cases, all other regions reported decreases: the Eastern Mediterranean Region (-34%), the Region of the Americas (-30%), the African Region (-25%), the European Region (-24%), and the South-East Asia Region (-16%). The number of new weekly deaths increased in the Western Pacific (+22%) and the Eastern Mediterranean (+4%) Regions, while decreases were reported by the African Region (-59%), South-East Asia Region (-18%), Europe Region (-13%), and the Region of the Americas (-8%). The highest numbers of new cases were reported from Germany (1 119 632 new cases; -8%), the Republic of Korea (1 032 008 new cases; +69%), the Russian Federation (920 697 new cases; -26%), Turkey (541 259 new cases; -10%), and Brazil (519 785 new cases; -33%). The highest number of new deaths were reported from the United States of America (13 663 new deaths; 0%), the Russian Federation (5427 new deaths; +3%), Brazil (4361 new deaths; -26%), Mexico (2027 new deaths; +39%), and Turkey (1838 new deaths; -4%)

Regional Update

- In the WHO's weekly epidemiological report, the South-East Asia Region reported over 639,000 new cases this week, a 16% decline as compared to the previous week, continuing the decreasing trend observed since mid-January 2022. However, Thailand has reported an increase of 32% in new weekly cases (157,301 vs 118,988 new cases) as compared to the previous week. The highest numbers of new cases were reported from Indonesia (341,889 new cases; 125.0 new cases per 100,000), Thailand (225.4 new cases per 100,000), and India (93 644 new cases; 6.8 new cases per 100 000). Regionally, the number of new deaths declined this week with just over 4100 new deaths reported, an 18% decrease as compared to the previous week. The highest numbers of new deaths were reported from India (1821 new deaths); Indonesia (1708 new deaths), and Thailand (267 new deaths).
- Vietnam reported 98,762 new COVID-19 infections on March 1 (Tuesday), its new daily record, bringing the cumulative cases in the country to 3,557,629. The new infections were reported in 63 localities nationwide, including 98,743 domestically transmitted and 19 imported. Vietnamese capital Hanoi remained the epidemic hotspot with 13,323 cases on Tuesday, also its highest-ever daily number, followed by northern Quang Ninh province with 4,011 cases, and northern Bac Ninh province with 3,933 cases.

Vaccine Update

- Based on Malaysia's CovidNow portal, 22,950,422 or 97.5% of the country's adult population have completed the vaccination, 23,230,349 individuals or 98.7% have received at least one dose of the vaccine, and a total of 14,736,569 individuals or 62.6% of the adult population have received the COVID-19 booster dose as of March 1 (Tuesday). For adolescents aged between 12 and 17, a total of 2,801,714

individuals or 90% of this age group have completed the vaccination, while 2,897,292 or 93.1% have received at least one dose of the vaccine. Meanwhile, a total of 904,368 children aged between five and 11 years, or 25.5% of the child population have been given the first dose of the COVID-19 vaccine under the National COVID-19 Immunization Programme for Children (PICKids). On Tuesday, a total of 101,038 doses of the vaccine were dispensed, with 26,476 as first dose, 1,300 as second dose and 73,262 as booster dose, bringing the cumulative number of vaccine doses administered under the National COVID-19 Immunization Programme (PICK) to 67,313,182.

Travel Advisories (new update/s)

- Malaysia: Starting March 3, travellers arriving in Malaysia from abroad through various programmes will not be required to undergo the six-day COVID-19 tests upon arrival. The new procedure will be applied to travellers entering Malaysia via the air and land Vaccinated Travel Lane (VTL) programme, Langkawi International Tourism Bubble (LITB) and One Stop Centre (OSC) for short-term business visitors. Travellers will not be required anymore to self-test on the second, fourth and sixth days after arrival as well as a professional COVID-19 test on the third and fifth days. Apart from that, the government also dropped the rule to undergo RTK-Ag self-testing for travellers arriving from the United Kingdom which previously had to be done daily during the quarantine period. However, the requirement for PCR testing two days before departure and immediately upon arrival in Malaysia is still kept in place.
- Myanmar: Myanmar's Foreign Affairs Ministry on March 1 (Tuesday) further extended the entry restrictions for all travelers until the end of March amid the COVID-19 pandemic. Meanwhile, the Ministry of Transport and Communications issued a further extension of the suspension of international commercial flights until March 31 in an effort to prevent imported COVID-19 cases.

Cases and Deaths as of 02 March 2022

- As of 02 March 2022 (2PM, GMT+8), worldwide, there were **438,891,606** confirmed cases, including **5,989,470** deaths. Globally, Case Fatality Rate (CFR) was **1.4**.
- In **China**, there were **335,922** confirmed cases with **6,233** deaths, including deaths in Hong Kong (744) and Taiwan (853). Confirmed cases in China include confirmed cases in Hong Kong (205,780), Macau (81) and Taiwan (20,533). CFR was **1.9**.
- **20,756,716 confirmed cases** of COVID-19 have been reported in the ASEAN region with a total of **325,435 deaths**, with a CFR of **1.6**.

REGION	COUNTRY	FIRST CONFIRMED CASE(S)	LATEST REPORT ON CONFIRMED CASE(S)	TOTAL CONFIRMED CASES	NEW CASES (7-Day Rolling Average)	TOTAL DEATHS	NEW DEATHS (7-Day Rolling Average)	CASE FATALITY RATE	CUMULATIVE CASES/ 100,000	NUMBER OF TESTS LAST 14 DAYS/ 100,000	CUMULATIVE VACCINATED	CUMULATIVE FULLY VACCINATED	FULLY VACCINATED / 100
ASEAN REGION	Brunei	10 Mar 20	01-Mar-22	67,762	4,220 (3,816)	127	2 (2)	0.2%	15,639		407,565	404,301	91.6
	Cambodia	27 Jan 20	01-Mar-22	130,589	313 (431)	3,032	- (1)	2.3%	792	223	14,563,512	13,846,457	81.7
	Indonesia	02 Mar 20	01-Mar-22	5,589,176	24,728 (42,823)	148,660	325 (266)	2.7%	2,065	1,346	190,672,557	143,778,623	52.0
	Lao PDR	24 Mar 20	01-Mar-22	142,967	224 (218)	623	2 (1)	0.4%	1,994	175	4,909,112	4,306,114	58.4
	Malaysia	25 Jan 20	01-Mar-22	3,468,590	25,854 (27,805)	32,827	78 (56)	0.9%	10,856	7,702	27,004,875	25,750,548	78.6
	Myanmar	23 Mar 20	01-Mar-22	590,237	2,346 (2,252)	19,368	4 (3)	3.3%	1,088	716	23,586,822	20,919,933	38.2
	Philippines	30 Jan 20	01-Mar-22	3,663,059	1,062 (1,254)	56,451	- (96)	1.5%	3,388	78	56,110,301	63,091,847	56.8
	Singapore	23 Jan 20	01-Mar-22	748,504	24,080 (18,309)	1,030	11 (10)	0.1%	12,701		4,988,900	4,922,011	90.3
	Thailand	13 Jan 20	01-Mar-22	2,912,347	20,420 (23,255)	22,979	43 (41)	0.8%	4,183	340	53,584,958	49,673,251	71.0
	Vietnam	23 Jan 20	01-Mar-22	3,443,485	98,762 (78,995)	40,338	108 (81)	1.2%	3,570	1,422	79,482,026	76,799,876	78.2
				20,756,716	202,009	325,435	573	1.6%					

Note: Population of each member state has remained constant.

- **417,798,868 confirmed cases** of COVID-19 have been reported in **224 countries/states** (other than China, Hong Kong, Taiwan, Macau, and ASEAN countries):

REGION	COUNTRY	FIRST CONFIRMED CASE(S)	LATEST REPORT ON CONFIRMED CASE(S)	TOTAL CONFIRMED CASES	NEW CASES	TOTAL DEATHS	NEW DEATHS	CASE FATALITY RATE	CUMULATIVE CASES/ 100,000	NUMBER OF TESTS LAST 14 DAYS/ 100,000	CUMULATIVE IMMUNIZED	CUMULATIVE FULLY VACCINATED	FULLY VACCINATED / 100
ASIA PACIFIC	Japan	16 Jan 2020	01-Mar-22	5,056,965	65,434	23,768	238	0.5%	4,005	1,637	101,717,059	100,246,835	79.5
	South Korea	20 Jan 2020	01-Mar-22	3,273,449	138,993	8,170	112	0.2%	6,331	10,565	44,852,140	44,358,888	86.5
	Nepal	24 Jan 2020	01-Mar-22	977,076	92	11,938	2	1.2%	3,415	389	21,575,023	17,490,473	58.9
	Australia	25 Jan 2020	01-Mar-22	2,867,023	21,201	5,212	41	0.2%	11,177	4,193	22,055,898	20,483,240	79.4
	Sri Lanka	27 Jan 2020	01-Mar-22	646,948	914	16,244	22	2.5%	2,967	544	16,890,323	14,155,661	65.9
	India	30 Jan 2020	01-Mar-22	42,931,045	6,915	514,023	180	1.2%	3,142	1,057	965,733,580	790,556,254	56.7
	Afghanistan	24 Feb 2020	01-Mar-22	173,879	220	7,609	11	4.4%	457		4,907,058	4,231,984	10.6
	Pakistan	26 Feb 2020	01-Mar-22	1,510,221	861	30,196	18	2.0%	697	290	126,722,806	98,809,724	43.9
	New Zealand	28 Feb 2020	01-Mar-22	118,812	17,991	56	-	0.0%	2,416	8,084	4,261,507	3,963,606	77.3
	Bhutan	05 Mar 2020	01-Mar-22	13,137	435	6	-	0.0%	1,722	14,436	596,419	574,529	73.7
	Maldives	07 Mar 2020	01-Mar-22	170,655	463	297	-	0.2%	32,141	8,266	398,178	370,987	68.2
	Bangladesh	08 Mar 2020	01-Mar-22	1,944,376	799	29,045	8	1.5%	1,193	192	122,689,831	83,529,389	50.2
	Mongolia	10 Mar 2020	01-Mar-22	464,516	305	2,170	2	0.5%	14,403	3,727	2,271,548	2,172,909	65.3
	Turkey	10 Mar 2020	01-Mar-22	14,149,341	59,885	94,648	203	0.7%	16,960	6,484	57,682,903	52,809,698	62.1
	French Polynesia	12 Mar 2020	28-Feb-22	66,535	-	640	-	1.0%	23,823		183,875	180,023	63.7
	Guam	15 Mar 2020	28-Feb-22	44,573	-	328	-	0.7%	26,644		150,065	135,384	80.4
	New Caledonia	17 Mar 2020	01-Mar-22	54,856	679	300	1	0.5%	19,060		187,685	179,239	62.2
	Fiji	18 Mar 2020	28-Feb-22	63,930	-	834	-	1.3%	7,184	233	667,739	619,988	68.7
	Papua New Guinea	21 Mar 2020	27-Feb-22	41,290	-	638	-	1.5%	470		304,082	243,773	2.7
Timor Leste	21 Mar 2020	28-Feb-22	22,693	-	128	-	0.6%	1,755	409	677,178	571,418	42.5	
Northern Mariana Islands	28 Mar 2020	27-Feb-22	9,595	-	30	-	0.3%	16,770		45,110	42,912	82.8	
North Korea	24 Jul 2020	25-Jul-20	1	-	-	-	0.0%	0					

	Solomon Islands	03 Oct 2020	01-Mar-22	7,049	112	99	3	1.4%	1,052		206,118	95,101	13.5
	Wallis et Futuna	17 Oct 2020	03-Dec-21	454	-	7	-	1.5%	2,833		6,450	6,399	57.7
	Marshall Islands	26 Oct 2020	06-Jan-22	7	-	-	-	0.0%	12		29,290	24,175	31.1
	Vanuatu	11 Nov 2020	24-Feb-22	18	-	1	-	5.6%	6		114,284	85,180	27.1
	Samoa	18 Nov 2020	02-Feb-22	33	-	-	-	0.0%	17		145,989	130,289	65.1
	Micronesia	11 Jan 2021	11-Jan-21	1	-	-	-	0.0%	1		59,363	48,201	47.1
	Palau	31 May 2021	28-Feb-22	3,781	-	6	-	0.2%	20,996		20,251	17,884	83.1
	Tonga	05 Nov 2021	27-Feb-22	355	-	-	-	0.0%	340		76,910	70,283	65.8
	Kiribati	25 Jan 2022	01-Mar-22	2,940	26	11	-	0.4%	2,500		74,579	46,015	37.9
AMERICAS	USA	21 Jan 2020	01-Mar-22	80,667,381	20,038	976,204	1,054	1.2%	24,576	2,149	253,548,597	214,800,782	64.7
	Canada	25 Jan 2020	01-Mar-22	3,295,326	2,382	36,638	36	1.1%	8,671	1,245	32,572,247	30,909,327	81.2
	Brazil	26 Feb 2020	28-Feb-22	28,796,571	-	649,676	-	2.3%	13,599	-	177,742,258	155,044,552	72.5
	Mexico	28 Feb 2020	28-Feb-22	5,508,629	-	318,149	-	5.8%	4,318	101	85,192,820	78,915,838	60.6
	Saint Martin	01 Mar 2020	24-Feb-22	9,877	-	63	-	0.6%	25,991				
	Ecuador	01 Mar 2020	24-Feb-22	827,760	-	35,223	-	4.3%	4,764	307	14,772,986	13,561,581	75.8
	Dominican Republic	01 Mar 2020	28-Feb-22	574,556	-	4,368	-	0.8%	5,350	325	7,114,880	5,857,078	53.5
	Chile	03 Mar 2020	01-Mar-22	3,076,291	15,272	42,381	28	1.4%	16,232	6,458	17,750,044	17,170,537	89.4
	Argentina	03 Mar 2020	28-Feb-22	8,900,656	-	126,152	-	1.4%	19,806	873	40,345,388	36,079,836	79.1
	Peru	05 Mar 2020	28-Feb-22	3,517,260	-	210,672	-	6.0%	10,819	2,216	27,398,376	23,947,782	71.8
	Costa Rica	06 Mar 2020	28-Feb-22	806,928	-	8,037	-	1.0%	15,986	1,040	4,152,664	3,787,890	73.7
	Colombia	06 Mar 2020	28-Feb-22	6,064,583	-	138,767	-	2.3%	12,047	738	41,253,498	33,371,543	65.1
	French Guiana	06 Mar 2020	01-Mar-22	77,733	81	391	-	0.5%	39,760				
	Martinique	06 Mar 2020	23-Feb-22	112,901	-	876	-	0.8%	26,080				
	Paraguay	07 Mar 2020	28-Feb-22	641,767	-	18,367	-	2.9%	9,110	607	3,786,974	3,185,645	44.1
	Panama	10 Mar 2020	28-Feb-22	755,498	-	8,083	-	1.1%	17,791	2,265	3,217,288	2,554,939	58.3
	Bolivia	10 Mar 2020	28-Feb-22	893,395	-	21,438	-	2.4%	7,760	516	6,918,700	5,589,509	47.2
	Honduras	11 Mar 2020	24-Feb-22	411,212	-	10,720	-	2.6%	4,219		5,414,940	4,563,441	45.4
	Cuba	11 Mar 2020	01-Mar-22	1,070,258	396	8,495	1	0.8%	9,443	-	10,608,045	9,880,844	87.3
	Guyana	11 Mar 2020	28-Feb-22	62,921	-	1,220	-	1.9%	8,038	-	431,597	326,867	41.4
	Jamaica	12 Mar 2020	01-Mar-22	128,053	67	2,814	1	2.2%	4,343	738	767,077	651,707	21.9

St Vincent and the Grenadines	12 Mar 2020	28-Feb-22	6,740	-	106	-	1.6%	6,095	487	35,207	29,118	26.2
Saint Lucia	13 Mar 2020	01-Mar-22	22,712	18	358	-	1.6%	12,425		57,622	51,912	28.2
Trinidad and Tobago	13 Mar 2020	28-Feb-22	127,767	-	3,628	-	2.8%	9,159	-	741,408	702,837	50.1
Venezuela	13 Mar 2020	28-Feb-22	515,124	-	5,636	-	1.1%	1,806		22,157,232	14,287,370	49.8
Guatemala	13 Mar 2020	28-Feb-22	776,991	-	16,971	-	2.2%	4,680	-	7,184,896	5,608,096	30.7
Uruguay	13 Mar 2020	28-Feb-22	842,462	-	6,985	-	0.8%	24,336	4,658	2,964,816	2,731,639	78.4
Curacao	13 Mar 2020	01-Mar-22	38,960	16	261	-	0.7%	24,731		106,970	98,172	59.6
Puerto Rico	13 Mar 2020	28-Feb-22	473,497	-	4,110	-	0.9%	14,826		3,045,002	2,603,157	81.5
Suriname	13 Mar 2020	28-Feb-22	78,216	-	1,317	-	1.7%	13,454	398	266,344	235,715	39.8
Antigua and Barbuda	13 Mar 2020	26-Feb-22	7,437	-	135	-	1.8%	7,658	-	63,492	60,963	61.8
Guadeloupe	13 Mar 2020	23-Feb-22	126,642	-	837	-	0.7%	28,587				
Cayman Islands	13 Mar 2020	23-Feb-22	19,373	-	17	-	0.1%	29,828		61,502	59,726	89.8
Aruba	14 Mar 2020	28-Feb-22	33,684	-	211	-	0.6%	31,684		87,378	80,442	75.0
Bahamas	15 Mar 2020	28-Feb-22	33,135	-	771	-	2.3%	8,507	603	163,061	153,878	38.8
US Virgin Islands	16 Mar 2020	28-Feb-22	15,398	-	109	-	0.7%	14,440		67,647	55,975	52.7
Sint Maarten	17 Mar 2020	28-Feb-22	9,561	-	85	-	0.9%	23,472		27,857	25,848	59.5
Montserrat	17 Mar 2020	26-Feb-22	164	-	2	-	1.2%	1,756		1,869	1,749	35.1
Barbados	17 Mar 2020	01-Mar-22	55,385	220	316	-	0.6%	19,296		160,064	149,343	51.9
El Salvador	18 Mar 2020	28-Feb-22	156,364	-	4,074	-	2.6%	2,423	-	4,565,726	4,251,459	65.2
Nicaragua	18 Mar 2020	22-Feb-22	18,004	-	220	-	1.2%	275		5,423,137	3,944,368	58.9
Bermuda	18 Mar 2020	28-Feb-22	11,561	-	123	-	1.1%	18,087		46,961	46,119	74.3
Haiti	19 Mar 2020	27-Feb-22	30,342	-	820	-	2.7%	269	-	151,962	101,391	0.9
Dominica	22 Mar 2020	28-Feb-22	11,108	-	57	-	0.5%	15,469		32,113	29,536	40.9
Grenada	22 Mar 2020	28-Feb-22	13,690	-	216	-	1.6%	12,223		42,971	37,460	33.2
Belize	23 Mar 2020	28-Feb-22	56,694	-	650	-	1.1%	14,524	2,934	234,370	206,583	51.0
Turks and Caicos Islands	23 Mar 2020	27-Feb-22	5,867	-	36	-	0.6%	15,362		31,165	29,160	74.3
Saint Kitts and Nevis	24 Mar 2020	27-Feb-22	5,530	-	42	-	0.8%	10,469	996	31,162	26,294	49.1
British Virgin Islands	25 Mar 2020	28-Feb-22	6,085	-	62	-	1.0%	20,263		18,923	17,325	57.0

	Anguilla	26 Mar 2020	28-Feb-22	2,555	-	9	-	0.4%	19,277		10,370	9,531	63.0
	Caribbean Netherlands	01 Apr 2020	28-Feb-22	7,575	-	31	-	0.4%	42,055		19,109	16,736	63.3
	Falkland Islands	03 Apr 2020	28-Feb-22	109	-	-	-	0.0%	4,132		2,632	1,775	50.3
	Saint Pierre and Miquelon	05 Apr 2020	24-Feb-22	1,070	-	1	-	0.1%	15,260				
	Saint Barthelemy	25 Jul 2020	24-Feb-22	3,758	-	6	-	0.2%	44,473				
EUROPE	France	24 Jan 2020	01-Mar-22	22,782,609	79,794	138,576	209	0.6%	33,974	4,436	53,942,949	52,279,095	77.5
	Germany	27 Jan 2020	01-Mar-22	14,992,826	150,566	123,721	275	0.8%	18,035	2,579	63,450,585	62,715,783	74.8
	Finland	29 Jan 2020	01-Mar-22	657,443	19,686	2,380	14	0.4%	11,910	2,664	4,469,379	4,222,243	76.1
	Italy	30 Jan 2020	01-Mar-22	12,829,972	47,136	155,000	233	1.2%	21,278	9,055	50,632,304	47,488,727	78.7
	Russian Federation	31 Jan 2020	01-Mar-22	16,495,369	97,333	352,446	786	2.1%	11,425	4,948	78,284,278	71,601,909	49.1
	Spain	31 Jan 2020	01-Mar-22	11,036,085	58,561	99,883	473	0.9%	23,443	243	41,069,645	39,022,500	83.5
	Sweden	31 Jan 2020	01-Mar-22	2,448,182	7,040	17,207	100	0.7%	23,802	497	7,804,146	7,582,633	74.6
	United Kingdom of Great Britain	31 Jan 2020	01-Mar-22	18,985,568	98,867	161,630	269	0.9%	28,407	10,722	52,628,660	49,000,222	71.8
	Belgium	05 Feb 2020	01-Mar-22	3,557,314	13,280	30,179	58	0.8%	30,976	3,122	9,215,859	9,075,160	78.0
	Switzerland	25 Feb 2020	01-Mar-22	2,806,401	16,530	13,234	8	0.5%	32,728	4,755	6,076,891	5,983,294	68.7
	Austria	25 Feb 2020	01-Mar-22	2,704,530	24,788	14,841	32	0.5%	30,466	74,356	6,797,116	6,560,954	72.6
	Croatia	25 Feb 2020	01-Mar-22	1,055,943	1,149	15,101	32	1.4%	25,960	2,294	2,306,572	2,229,537	54.6
	Norway	26 Feb 2020	28-Feb-22	1,242,160	-	1,598	-	0.1%	23,227	3,910	4,328,656	4,019,641	73.5
	Romania	26 Feb 2020	01-Mar-22	2,741,945	8,461	63,578	164	2.3%	14,165	4,008	8,147,081	8,056,759	42.1
	Estonia	26 Feb 2020	01-Mar-22	499,083	4,653	2,250	14	0.5%	37,621	7,776	857,375	838,914	63.3
	Georgia	26 Feb 2020	01-Mar-22	1,612,319	6,847	16,199	36	1.0%	43,337	8,665	1,573,695	1,246,851	31.3
	North Macedonia	26 Feb 2020	01-Mar-22	297,738	476	9,027	17	3.0%	14,291	1,788	851,356	832,608	40.0
	Greece	26 Feb 2020	01-Mar-22	2,438,872	17,208	25,914	54	1.1%	22,758	34,075	7,858,591	7,499,992	72.3
	Denmark	27 Feb 2020	01-Mar-22	2,651,267	17,508	4,649	37	0.2%	45,566	14,506	4,844,688	4,742,470	81.6
	San Marino	27 Feb 2020	28-Feb-22	14,369	-	112	-	0.8%	42,437		24,583	21,841	64.2
Lithuania	27 Feb 2020	01-Mar-22	906,902	4,348	8,434	13	0.9%	32,542	4,957	1,946,168	1,869,933	69.5	
Netherlands	27 Feb 2020	01-Mar-22	6,398,114	36,488	21,570	16	0.3%	36,913	3,503	13,448,390	12,353,273	71.9	
Azerbaijan	27 Feb 2020	01-Mar-22	786,502	832	9,438	21	1.2%	7,847	1,366	5,280,393	4,772,019	46.7	

Belarus	28 Feb 2020	01-Mar-22	921,263	1,527	6,493	13	0.7%	9,731	2,818	5,528,298	4,632,574	49.1
Iceland	28 Feb 2020	01-Mar-22	133,211	3,367	65	3	0.0%	36,869	7,912	309,374	289,020	78.4
Ireland	28 Feb 2020	01-Mar-22	1,303,720	3,298	6,508	11	0.5%	26,383	3,034	4,052,884	3,970,627	79.7
Monaco	29 Feb 2020	01-Mar-22	9,445	34	51	-	0.5%	24,240		28,875	25,667	65.0
Czech Republic	01 Mar 2020	01-Mar-22	3,587,871	13,543	38,685	93	1.1%	33,627	5,526	6,942,670	6,844,314	63.8
Luxembourg	01 Mar 2020	01-Mar-22	183,802	625	992	1	0.5%	29,650	3,634	479,311	456,085	71.9
Armenia	01 Mar 2020	01-Mar-22	420,156	324	8,478	17	2.0%	14,205	1,831	1,087,524	920,978	31.0
Latvia	02 Mar 2020	01-Mar-22	662,644	9,524	5,256	17	0.8%	34,643	13,722	1,342,106	1,298,802	69.6
Portugal	02 Mar 2020	01-Mar-22	3,273,624	11,006	21,086	23	0.6%	31,877	9,940	9,657,769	9,405,118	92.5
Andorra	02 Mar 2020	25-Feb-22	37,999	-	151	-	0.4%	49,259	1,124	57,797	53,250	68.8
Liechtenstein	03 Mar 2020	01-Mar-22	12,014	13	78	-	0.6%	31,600	-	26,706	26,353	68.9
Ukraine	03 Mar 2020	24-Feb-22	4,809,624	-	105,505	-	2.2%	10,836	514	15,729,617	15,221,792	35.0
Slovenia	04 Mar 2020	01-Mar-22	895,174	2,568	6,317	11	0.7%	42,873	21,899	1,263,839	1,218,356	58.6
Hungary	04 Mar 2020	01-Mar-22	1,789,581	2,037	44,051	102	2.5%	18,317	2,704	6,394,782	6,169,995	64.0
Poland	04 Mar 2020	01-Mar-22	5,680,034	12,980	111,586	269	2.0%	14,959	2,822	22,519,535	22,188,817	58.7
Faroe Islands	04 Mar 2020	27-Feb-22	34,237	-	28	-	0.1%	70,334	15,151	41,715	40,895	83.4
Bosnia and Herzegovina	05 Mar 2020	28-Feb-22	371,202	-	15,459	-	4.2%	11,245	-	943,394	846,080	25.9
Gibraltar	05 Mar 2020	01-Mar-22	15,488	60	101	-	0.7%	45,957		41,882	40,898	121.4
Slovakia	06 Mar 2020	01-Mar-22	1,458,129	11,207	18,530	45	1.3%	26,735	6,262	2,817,319	2,745,940	50.4
Serbia	06 Mar 2020	01-Mar-22	1,913,861	2,886	15,280	39	0.8%	27,557	2,794	3,343,225	3,261,760	47.5
Vatican City	06 Mar 2020	19-Jan-22	29	-	-	-	0.0%	3,149				
Malta	07 Mar 2020	01-Mar-22	71,361	86	605	-	0.8%	14,197	4,304	470,445	463,027	89.7
Moldova	07 Mar 2020	01-Mar-22	502,386	586	11,228	12	2.2%	18,903		989,897	1,038,990	25.8
Bulgaria	08 Mar 2020	28-Feb-22	1,091,279	-	35,581	-	3.3%	15,644	3,446	1,904,143	2,045,478	29.7
Albania	09 Mar 2020	28-Feb-22	271,563	-	3,469	-	1.3%	9,515	267	1,269,746	1,196,277	41.6
Cyprus	09 Mar 2020	01-Mar-22	324,502	1,986	857	1	0.3%	27,074	102,156	687,604	644,497	71.9
Channel Islands	09 Mar 2020	01-Mar-22	14,434	931	31	-	0.2%	22,129		54,146	51,351	81.0
Jersey	10 Mar 2020	01-Mar-22	37,851	352	113	1	0.3%	41,681		82,582	78,825	78.0
Kazakhstan	13 Mar 2020	01-Mar-22	1,302,550	228	13,606	10	1.0%	7,036	-	9,382,851	8,987,392	47.3
Kosovo	13 Mar 2020	01-Mar-22	226,248	55	3,114	1	1.4%	12,610		899,369	815,862	45.8
Uzbekistan	15 Mar 2020	01-Mar-22	236,501	96	1,636	1	0.7%	704		18,446,210	13,160,671	38.8

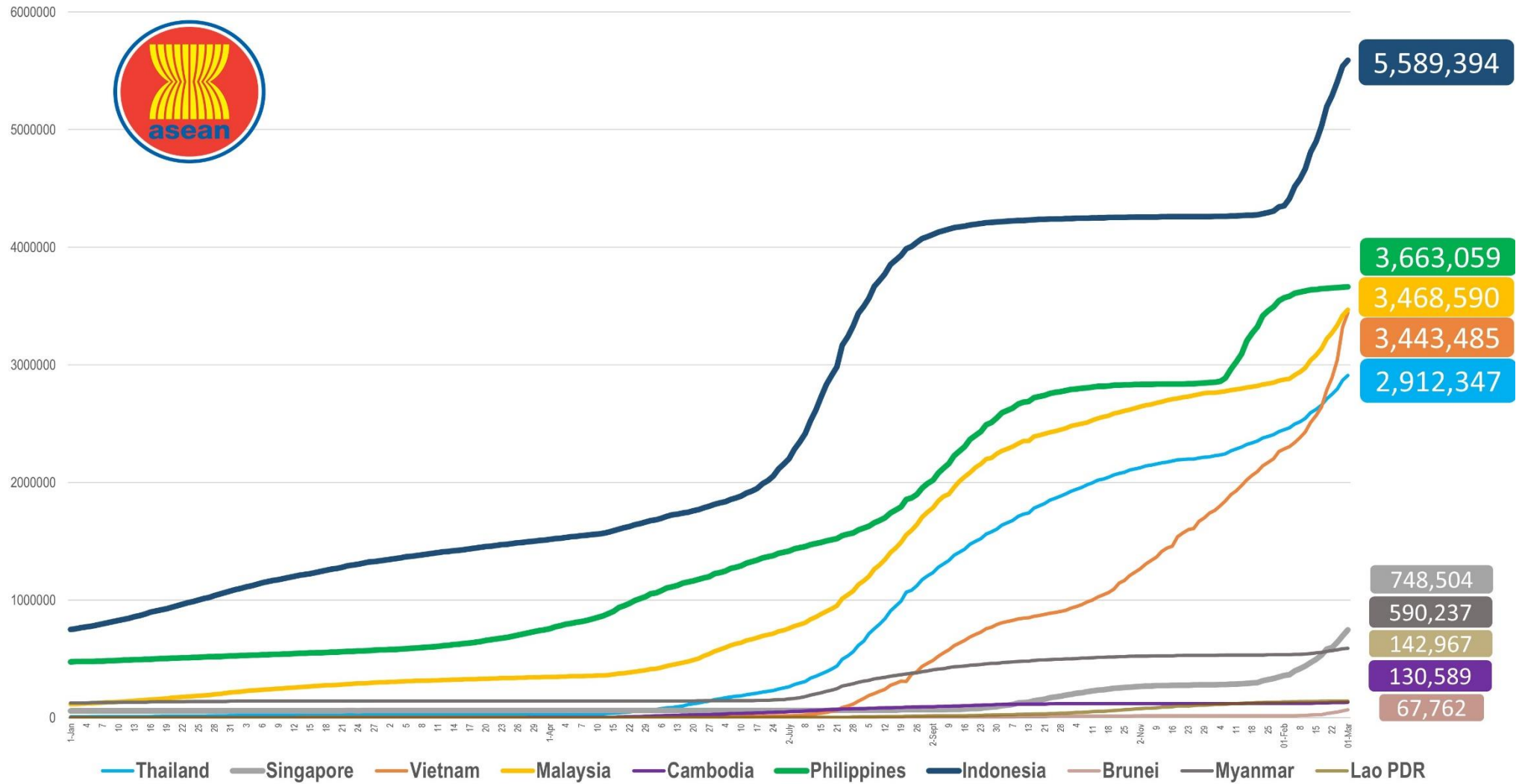
	Greenland	16 Mar 2020	28-Feb-22	11,715	-	18	-	0.2%	20,836		41,229	38,474	67.7
	Montenegro	17 Mar 2020	01-Mar-22	230,363	156	2,682	2	1.2%	37,028		288,551	280,116	44.6
	Kyrgyzstan	18 Mar 2020	01-Mar-22	200,527	27	2,958	1	1.5%	3,106		1,441,985	1,163,693	17.6
	Isle of Man	19 Mar 2020	28-Feb-22	22,844	-	79	-	0.3%	27,007		69,401	66,641	78.0
	Tajikistan	30 Apr 2020	20-Feb-22	17,388	-	124	-	0.7%	187		4,916,961	4,107,682	42.1
MIDDLE EAST	UAE	29 Jan 2020	01-Mar-22	880,451	478	2,301	-	0.3%	9,011	55,933	9,890,536	9,485,024	94.9
	Iran	19 Feb 2020	01-Mar-22	7,060,741	9,312	137,064	226	1.9%	8,516	1,336	62,844,117	55,486,457	65.3
	Israel	21 Feb 2020	28-Feb-22	3,634,510	-	10,198	-	0.3%	40,146	10,579	6,699,223	6,120,912	65.9
	Lebanon	21 Feb 2020	01-Mar-22	1,070,696	1,986	10,104	13	0.9%	15,618	-	2,491,955	2,156,594	31.9
	Kuwait	24 Feb 2020	01-Mar-22	620,452	558	2,539	1	0.4%	14,748	6,390	3,391,299	3,275,680	75.7
	Oman	24 Feb 2020	28-Feb-22	382,244	-	4,244	-	1.1%	7,683		3,212,139	2,997,719	57.4
	Bahrain	24 Feb 2020	01-Mar-22	517,635	2,752	1,455	1	0.3%	31,541	13,129	1,227,305	1,197,343	68.5
	Iraq	24 Feb 2020	01-Mar-22	2,303,816	1,023	24,999	10	1.1%	5,861	307	9,874,526	6,791,628	16.5
	Qatar	29 Feb 2020	01-Mar-22	357,292	310	670	-	0.2%	12,616	8,807	2,360,308	2,218,292	75.7
	Saudi Arabia	02 Mar 2020	01-Mar-22	745,590	563	9,001	3	1.2%	2,176	2,597	25,792,668	23,964,566	67.8
	Jordan	02 Mar 2020	01-Mar-22	1,638,228	6,520	13,849	14	0.8%	16,217	6,938	4,662,686	4,336,568	42.2
	Palestine	05 Mar 2020	28-Feb-22	647,203	-	5,513	-	0.9%	13,813		2,079,315	1,530,174	29.3
	Syria	22 Mar 2020	28-Feb-22	54,575	-	3,075	-	5.6%	320		2,197,941	1,229,358	6.7
	Yemen	10 Apr 2020	28-Feb-22	11,771	-	2,135	-	18.1%	40		614,653	372,918	1.2
AFRICA	Egypt	14 Feb 2020	28-Feb-22	483,771	-	24,074	-	5.0%	482		40,772,051	29,953,832	28.7
	Algeria	25 Feb 2020	01-Mar-22	265,010	74	6,840	5	2.6%	616		7,456,361	6,076,272	13.6
	Nigeria	28 Feb 2020	28-Feb-22	254,560	-	3,142	-	1.2%	127	70	17,735,985	8,091,251	3.8
	Tunisia	02 Mar 2020	28-Feb-22	998,230	-	27,784	-	2.8%	8,536	918	7,159,239	6,330,350	53.0
	Morocco	02 Mar 2020	01-Mar-22	1,161,131	156	15,994	6	1.4%	3,184	459	24,842,826	23,292,458	62.4
	Senegal	02 Mar 2020	01-Mar-22	85,699	6	1,960	-	2.3%	526	78	1,440,720	1,028,842	6.0
	South Africa	05 Mar 2020	01-Mar-22	3,675,691	1,649	99,430	18	2.7%	6,277	594	20,866,135	17,775,410	29.6
	Cameroon	06 Mar 2020	24-Feb-22	119,240	-	1,923	-	1.6%	461		1,068,604	809,698	3.0
	Togo	06 Mar 2020	01-Mar-22	36,806	8	272	-	0.7%	455	152	1,415,448	1,075,383	12.7
	Burkina Faso	09 Mar 2020	20-Feb-22	20,751	-	375	-	1.8%	102	13	2,113,440	1,145,006	5.3
	Democratic Republic of Congo	10 Mar 2020	28-Feb-22	86,018	-	1,335	-	1.6%	99		703,306	420,737	0.5
	Ivory Coast	11 Mar 2020	28-Feb-22	81,483	-	793	-	1.0%	317	128	5,812,567	3,746,414	13.9
	Reunion	11 Mar 2020	22-Feb-22	292,126	-	640	-	0.2%	37,599				
	Ghana	13 Mar 2020	23-Feb-22	159,891	-	1,442	-	0.9%	526	97	7,721,716	4,789,981	15.1
	Guinea	13 Mar 2020	28-Feb-22	36,397	-	440	-	1.2%	285		3,531,742	1,875,830	13.9
	Gabon	13 Mar 2020	01-Mar-22	47,543	9	303	-	0.6%	2,188	291	299,993	245,649	10.8
	Sudan	13 Mar 2020	28-Feb-22	61,458	-	3,908	-	6.4%	144	-	5,126,250	2,333,416	5.2
	Kenya	13 Mar 2020	01-Mar-22	322,978	32	5,639	-	1.7%	614	131	8,767,250	7,597,696	13.8
	Ethiopia	13 Mar 2020	01-Mar-22	468,770	43	7,463	1	1.6%	418	57	19,640,686	4,352,947	3.7

Central African Republic	14 Mar 2020	28-Feb-22	14,225	-	113	-	0.8%	300	-	775,176	738,466	15.0
Seychelles	14 Mar 2020	01-Mar-22	39,336	155	163	3	0.4%	40,293		84,074	79,820	80.7
Rwanda	14 Mar 2020	01-Mar-22	129,516	14	1,457	-	1.1%	1,026	1,332	8,693,749	7,533,782	56.8
Namibia	14 Mar 2020	28-Feb-22	157,225	-	4,007	-	2.5%	6,303	550	440,661	373,802	14.5
Swaziland	14 Mar 2020	01-Mar-22	69,191	31	1,390	-	2.0%	6,026		380,363	336,066	28.7
Mauritania	14 Mar 2020	01-Mar-22	58,638	5	979	-	1.7%	1,296	560	1,520,227	1,024,055	21.5
Mayotte	14 Mar 2020	25-Feb-22	36,662	-	187	-	0.5%	23,052				
Equatorial Guinea	15 Mar 2020	28-Feb-22	15,884	-	182	-	1.1%	1,171	382	257,526	206,023	14.2
Republic of Congo	15 Mar 2020	28-Feb-22	24,020	-	378	-	1.6%	446		675,865	635,227	11.2
Benin	16 Mar 2020	16-Feb-22	26,567	-	163	-	0.6%	225	-	2,591,583	2,013,843	16.2
Liberia	16 Mar 2020	28-Feb-22	7,384	-	294	-	4.0%	150		1,116,709	1,084,591	20.9
Tanzania	16 Mar 2020	22-Feb-22	33,620	-	798	-	2.4%	58		2,545,391	1,716,894	2.8
Somalia	16 Mar 2020	21-Feb-22	26,313	-	1,348	-	5.1%	170		1,450,684	922,190	5.6
Gambia	17 Mar 2020	28-Feb-22	11,939	-	365	-	3.1%	509	-	330,027	316,887	12.7
Zambia	17 Mar 2020	28-Feb-22	312,750	-	3,952	-	1.3%	1,751	154	2,487,149	1,904,594	10.1
Mauritius	18 Mar 2020	28-Feb-22	31,731	-	786	-	2.5%	2,507		993,298	947,467	74.4
Djibouti	18 Mar 2020	26-Feb-22	15,547	-	189	-	1.2%	1,597	501	137,888	97,891	9.8
Niger	19 Mar 2020	01-Mar-22	8,756	2	307	-	3.5%	38	21	1,474,560	1,049,867	4.2
Chad	19 Mar 2020	28-Feb-22	7,255	-	190	-	2.6%	45	-	271,031	142,452	0.8
Zimbabwe	20 Mar 2020	01-Mar-22	236,380	405	5,395	1	2.3%	1,614	312	4,362,150	3,396,655	22.5
Cape Verde	20 Mar 2020	01-Mar-22	55,887	1	401	-	0.7%	10,162		352,330	297,833	53.0
Madagascar	20 Mar 2020	27-Feb-22	63,659	-	1,366	-	2.1%	236	42	1,007,538	956,396	3.4
Uganda	21 Mar 2020	27-Feb-22	163,275	-	3,588	-	2.2%	369	96	13,531,724	2,706,785	5.7
Eritrea	21 Mar 2020	01-Mar-22	9,704	3	103	-	1.1%	274				
Angola	21 Mar 2020	28-Feb-22	98,741	-	1,900	-	1.9%	310	64	10,591,264	5,448,403	16.1
Mozambique	22 Mar 2020	01-Mar-22	225,063	16	2,192	-	1.0%	741	46	12,195,082	10,521,232	32.7
Libya	24 Mar 2020	01-Mar-22	495,115	669	6,269	8	1.3%	7,305		2,155,965	1,089,734	15.7
Guinea-Bissau	25 Mar 2020	27-Feb-22	8,001	-	167	-	2.1%	417		514,401	338,139	16.8
Mali	25 Mar 2020	01-Mar-22	30,383	2	722	-	2.4%	155		1,155,936	798,284	3.8
Botswana	30 Mar 2020	25-Feb-22	263,950	-	2,619	-	1.0%	11,458	2,491	1,422,523	1,162,835	48.5
Sierra Leone	31 Mar 2020	24-Feb-22	7,665	-	125	-	1.6%	98		1,480,815	936,846	11.5
Burundi	31 Mar 2020	28-Feb-22	38,127	-	15	-	0.0%	331	156	9,366	8,790	0.1
Malawi	02 Apr 2020	01-Mar-22	85,347	8	2,615	-	3.1%	458	34	1,517,232	803,541	4.1
South Sudan	05 Apr 2020	28-Feb-22	16,973	-	137	-	0.8%	153	-	381,712	333,634	2.9
Sao Tome and Principe	06 Apr 2020	27-Feb-22	5,934	-	72	-	1.2%	2,759		88,983	61,405	27.5
Comoros	30 Apr 2020	27-Feb-22	8,033	-	160	-	2.0%	944		341,102	301,218	33.9
Lesotho	13May 2020	25-Feb-22	32,612	-	696	-	2.1%	1,534		782,175	727,528	33.7

417,798,868 1,171,658 5,657,802 5,805 1.4%

COVID-19 Epi curve among ASEAN Countries:

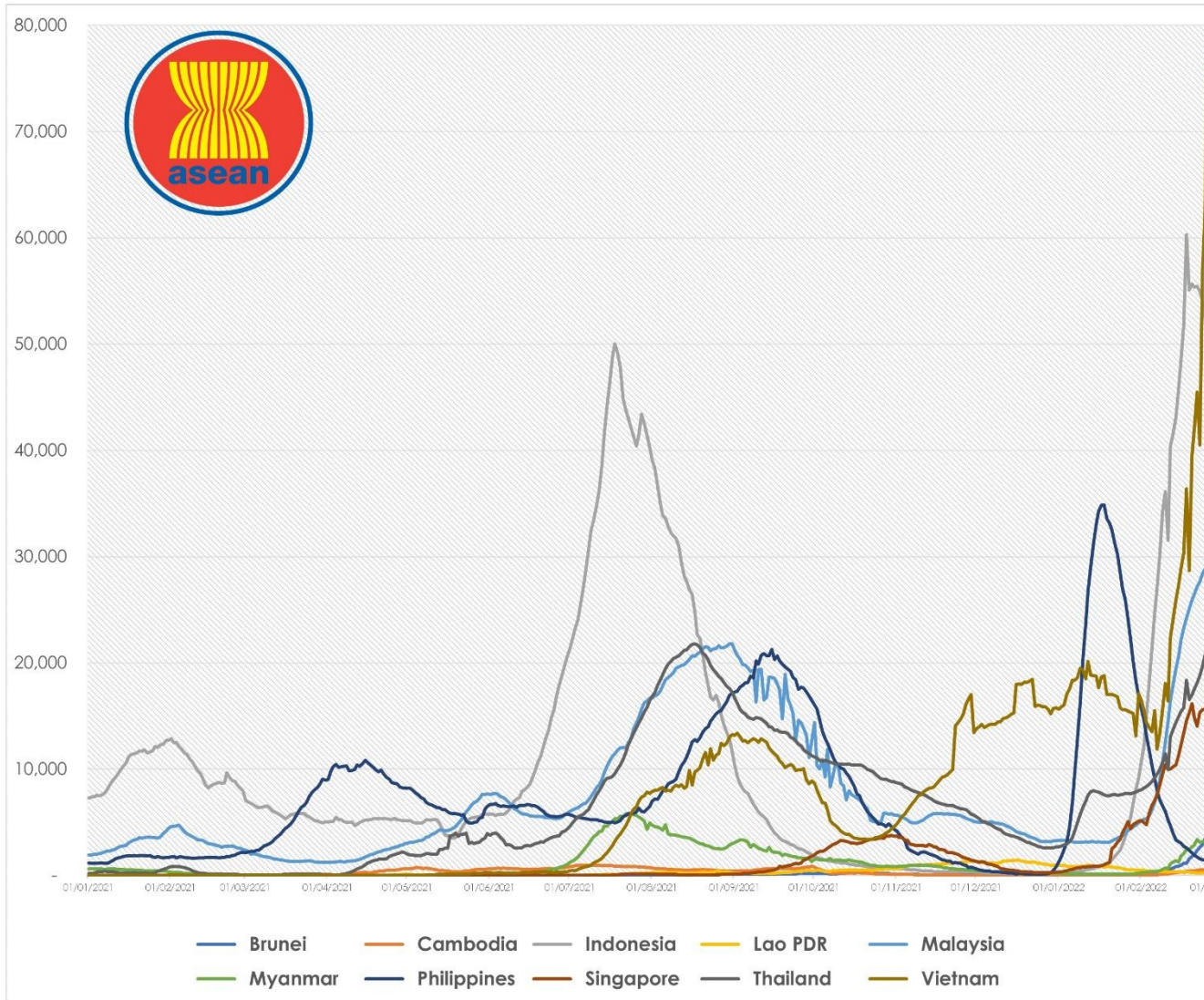
From January 1, 2021 to March 1, 2022



Cumulative cases of COVID-19 in the ASEAN Region as of March 1, 2022 (Report generated by ASEAN Biodiaspora Virtual Center)

7-Day Rolling Average of COVID-19 new cases

From January 1, 2021 to March 1, 2022

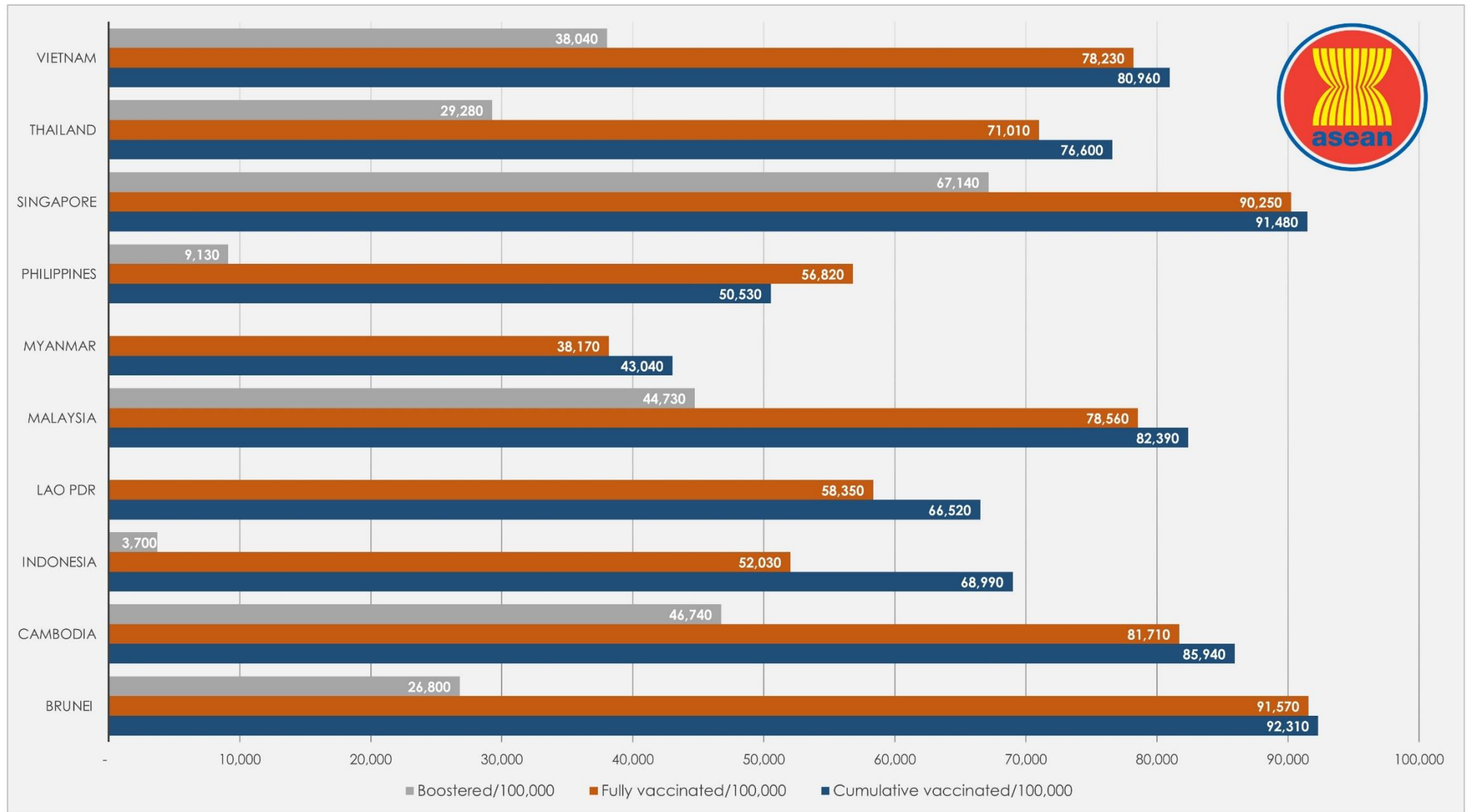


ASEAN Country	New Cases Rate of Change 7-Day Window*	P-value
Brunei	178.7	0.001
Cambodia	-19.4	0.008
Indonesia	-1903.7	0
Lao PDR	-7.4	0.052
Malaysia	-35.9	0.7
Myanmar	-133.9	0.014
Philippines	-62.7	0.001
Singapore	740.9	0.015
Thailand	771.6	0
Vietnam	5524.3	0.011

**Beta coefficient of linear line of best fit; equal to the rate of change in the 7-day rolling average of new cases over the past 7 days (as of March 1, 2022)

COVID-19 Vaccination Status


as of 1 March 2022



Note: Philippine data on "Cumulative People Vaccinated" not updated

COVID-19 Outlook Assessment

as of 27 February 2022

 ASEAN MEMBER STATE	REQUIREMENT							
	At least 80% of the high-risk population has been vaccinated with at least one dose of a COVID-19 vaccine.		At least 65% of the total population has a level of immunity to COVID-19; either recovered from COVID-19 or have been vaccinated with at least one dose of a COVID-19 vaccine.		Case levels are generally low (a 7-day rolling average number of daily new cases that is <10 cases per 100,000, with each day's past-14-day test positivity is consistently <5%).		Government Policy on containment and health (strictness and comprehensiveness in COVID-19 related government policies)	
	% of High risk population fully vaccinated	Population vaccinated/day (7-day average)	% of Total population fully vaccinated / boosted	Population vaccinated/day (7-day average)	Daily cases/100,000	Test positivity last 14 days	Containment and health index score - Oxford COVID-19 Government Response Tracker (OxCGRT)	Change over the past 30 days
Brunei	≥90.0	Unknown	≥90.0/26.8	Unknown	848.80	Unknown	67.9/100	0.0
Cambodia	≥90.0	0%/day	87.7/43.3	0.03%/day	2.86	17.3	37.5/100	-11.0
Indonesia	≥90.0	0%/day	54.6/3.5	0.22%/day	17.55	17.7	61.6/100	0.0
Lao PDR	≥90.0	0%/day	63.3/ND	0.06%/day	2.87	22.5	78.3/100	+3.6
Malaysia	≥90.0	0%/day	79.0/43.3	0%/day	66.35	10.9	58.0/100	-6.8
Myanmar	≥90.0	0%/day	39.3/ND	Unknown	5.11	9.6	71.2/100	+1.8
Philippines	≥90.0	0%/day	60.6/8.8	unknown	1.12	13.1	82.4/100	0.0
Singapore	≥90.0	0%/day	86.9/65.6	0.05%/100	355.13	Unknown	72.0/100	-2.4
Thailand	≥90.0	0%/day	72.0/28.4	0.05%/	32.98	25.2	53.0/100	-3.6
Vietnam	86.9	0.61%/day	82.8/37.2	0.61%/day	72.07	61.0	71.4/100	0.0

