

COVID-19 Situational Report in the ASEAN Region

ASEAN BioDiaspora Virtual Center (ABVC)

as of November 19, 2021



Canada



COVID-19: Highlights and Situation Overview

Global Update

- Worldwide, there have been over 256 million cases and over 5 million deaths attributed to COVID-19.

Regional Update

- Vietnam's People's Committee in Ho Chi Minh (HCM) City announced on November 18 (Thursday) the immediate shut-down of bars, karaoke parlors, spas, and massage venues due to complicated developments of the COVID-19 outbreak in the city. The urgent announcement comes just two days after restrictions were lifted at many entertainment venues. HCM City also orders its Department of Health to continue working with the city's Steering Committee for COVID-19 Prevention and Control to develop a set of standards, which aims to evaluate the risk in reopening these venues. As of November 18, Vietnam's Ministry of Health confirmed a total of 1,065,469 cases of COVID-19. The latest community transmission cases have been reported in Ho Chi Minh City, Binh Duong, Tay Ninh, Tien Giang, and Dong Nai among others.

Vaccine Update

- Malaysia reported a total of 22,363,772 individuals or 95.5% of the adult population have completed the COVID-19 vaccination as of November 18. Based on the Health Ministry's CovidNow portal, 22,898,066 individuals or 97.8% of the adult population have received at least one dose of the vaccine. As for adolescents aged 12-17, 81.8% or 2,575,388 individuals have completed the vaccination, while 87.3% or 2,748,602 have received at least one dose of the vaccine. A total of 123,210 vaccine doses were dispensed on November 18 (Thursday), with 20,351 as the first dose, 7,005 as second dose, and 95,854 as booster dose, bringing the cumulative number of vaccine doses administered under the National COVID-19 Immunization Programme (NIP) to 51,723,584. Meanwhile, the country's Drug Control Authority has given conditional approval for the COVID-19 vaccines from Sinovac and AstraZeneca to be used as booster shots. In a statement yesterday, the Health Director-General said that approval had been given for these two vaccines to be used as booster doses for individuals aged 18 years and above who had received vaccines of the same type (homologous). The booster vaccine for AstraZeneca will be administered six months from when the second dose was given while for CoronaVac, the booster dose will be administered three to six months after the second dose. The Director-General added that the administration of the booster doses for both vaccine varieties to targeted groups will be outlined by the COVID-19 Immunization Booster Task Force and announced from time to time and that the Health Ministry wanted to emphasize that the conditional registration approval required information on the quality, safety and efficacy of the vaccines shall be monitored and evaluated based on the latest data.
- Laos received another 1.9 million doses of Sinopharm COVID-19 vaccines from China on late Wednesday (November 17). Lao Prime Minister said that China has donated vaccines to Laos since the pandemic began, bringing the total number of donated doses to 6.2 million. An authority added that vaccines and vaccination equipment were provided as part of Chinese assistance to Laos in supporting the country's response against COVID-19 and to support the country in reaching its goal to vaccinate over 50% of the population by the end of the year.

Travel Advisories (new update/s)

- Laos: The government of Laos has begun preparations for reopening the country to vaccinated tourists under its new Lao Travel Green Zone plan. The new plan for reopening will see Vientiane Capital, Vang Vieng, and Luang Prabang designated as “green zones” to ensure the safety of travelers and service providers. Under the plan, areas designated as green zones must have 70 to 80% fully vaccinated individuals. Conditions for vaccinated arrivals include a valid certificate of entry, a vaccination certificate valid at least two weeks prior to arrival, and a negative PCR test completed 72 hours prior to arrival in Laos.
- Singapore: Fully vaccinated travellers from Singapore will be able to travel to Malaysia under the Vaccinated Travel Lane (VTL) by air starting from November 29 without needing to undergo quarantine upon arrival. According to the Transport Ministry of Malaysia, travellers from Singapore do not need to apply to travel to Malaysia under the VTL since the entry facilities would be processed upon arrival and they were also not required to apply for a MyTravel Pass from the Immigration Department of Malaysia. According to the statement, travellers must use the VTL designated services between Changi Airport and Kuala Lumpur International Airport (KLIA). Land crossing between Singapore and Johor will also open on November 29 in accordance to the set rules of VTL.
- Philippines: The country's Department of Tourism announced today (November 19) that Philippines has approved a plan to allow entry soon to foreign tourists from low-risk countries and has been fully vaccinated against COVID-19,

Cases and Deaths as of 19 November 2021

- As of 19 November 2021 (2PM, GMT+8), worldwide, there were **256,651,725** confirmed cases, including **5,152,135** deaths. Globally, Case Fatality Rate (CFR) was **2.0**.
- In **China**, there were **127,382** confirmed cases with **5,697** deaths, including deaths in Hong Kong (213) and Taiwan (848). Confirmed cases in China include confirmed cases in Hong Kong (12,396), Macau (77), and Taiwan (16,506). CFR was **4.5**.
- **13,707,124 confirmed cases** of COVID-19 have been reported in the ASEAN region with a total of **286,454 deaths**, with a CFR of **2.1**.

| REGION | COUNTRY | FIRST CONFIRMED CASE(S) | LATEST REPORT ON CONFIRMED CASE(S) | TOTAL CONFIRMED CASES | NEW CASES (7-DAY ROLLING AVERAGE) | TOTAL DEATHS | NEW DEATHS (7-DAY ROLLING AVERAGE) | CASE FATALITY RATE | CUMULATIVE CASES/ 100,000 | NUMBER OF TESTS LAST 14 DAYS/ 100,000 | CUMULATIVE VACCINATED | CUMULATIVE FULLY VACCINATED | FULLY VACCINATED / 100 |
|----------------|--------------------|-------------------------|------------------------------------|-----------------------|-----------------------------------|----------------|------------------------------------|--------------------|---------------------------|---------------------------------------|-----------------------|-----------------------------|------------------------|
| ASEAN REGION | Brunei | 10-Mar-20 | 18-Nov-21 | 14,399 | - (46) | 96 | - (0) | 0.7% | 3,318 | | 390,657 | 308,965 | 70.0 |
| | Cambodia | 27-Jan-20 | 18-Nov-21 | 119,741 | 54 (55) | 2,887 | 6 (5) | 2.4% | 726 | - | 14,079,049 | 13,225,431 | 78.0 |
| | Indonesia | 02-Mar-20 | 18-Nov-21 | 4,252,345 | 400 (370) | 143,709 | 11 (14) | 3.4% | 1,571 | - | 132,006,377 | 86,279,716 | 31.2 |
| | Lao PDR | 24-Mar-20 | 18-Nov-21 | 58,798 | - (917) | 112 | - (3) | 0.2% | 801 | 587 | 3,251,958 | 2,776,646 | 37.6 |
| | Malaysia | 25-Jan-20 | 18-Nov-21 | 2,569,533 | 6,380 (5,816) | 29,892 | 55 (51) | 1.2% | 8,042 | 3,889 | 25,599,173 | 24,890,756 | 75.9 |
| | Myanmar | 23-Mar-20 | 18-Nov-21 | 516,146 | 587 (774) | 18,989 | 14 (15) | 3.7% | 955 | - | 13,905,795 | 8,247,188 | 15.1 |
| | Philippines | 30-Jan-20 | 18-Nov-21 | 2,821,753 | 1,259 (1,501) | 46,422 | 305 (222) | 1.6% | 2,610 | 407 | 32,954,936 | 40,179,796 | 36.2 |
| | Singapore | 23-Jan-20 | 18-Nov-21 | 244,815 | 3,474 (2,448) | 619 | 7 (11) | 0.3% | 4,292 | 2,041 | 5,071,148 | 5,012,181 | 91.9 |
| | Thailand | 13-Jan-20 | 18-Nov-21 | 2,044,125 | 6,901 (6,737) | 20,252 | 55 (53) | 1.0% | 2,936 | 118 | 45,700,036 | 37,527,295 | 53.7 |
| Vietnam | 23-Jan-20 | 18-Nov-21 | 1,065,469 | 10,223 (9,225) | 23,476 | 139 (90) | 2.2% | 1,105 | 1,026 | 65,222,953 | 36,807,623 | 37.5 | |
| | | | | 13,707,124 | 29,278 | 286,454 | 592 | 2.1% | | | | | |

- **242,818,641 confirmed cases** of COVID-19 have been reported in **223 countries/states** (other than China, Hong Kong, Taiwan, Macau, and ASEAN countries):

| REGION | COUNTRY | FIRST CONFIRMED CASE(S) | LATEST REPORT ON CONFIRMED CASE(S) | TOTAL CONFIRMED CASES | NEW CASES | TOTAL DEATHS | NEW DEATHS | CASE FATALITY RATE | CUMULATIVE CASES/ 100,000 | NUMBER OF TESTS LAST 14 DAYS/ 100,000 | CUMULATIVE IMMUNIZED | CUMULATIVE FULLY VACCINATED | FULLY VACCINATED/ 100 |
|--------------------------|------------------|-------------------------|------------------------------------|-----------------------|-----------|--------------|------------|--------------------|---------------------------|---------------------------------------|----------------------|-----------------------------|-----------------------|
| ASIA PACIFIC | Japan | 16 Jan 2020 | 18-Nov-21 | 1,725,561 | 44 | 18,253 | 2 | 1.1% | 1,367 | 399 | 99,404,567 | 95,918,253 | 76.1 |
| | South Korea | 20 Jan 2020 | 18-Nov-21 | 406,065 | 3,290 | 3,187 | 29 | 0.8% | 785 | - | 42,110,652 | 40,312,386 | 78.6 |
| | Nepal | 24 Jan 2020 | 18-Nov-21 | 818,307 | 272 | 11,489 | 6 | 1.4% | 2,860 | 241 | 8,736,532 | 7,436,714 | 25.1 |
| | Australia | 25 Jan 2020 | 18-Nov-21 | 194,119 | 1,279 | 1,922 | 15 | 1.0% | 757 | 5,942 | 19,684,790 | 18,116,999 | 70.3 |
| | Sri Lanka | 27 Jan 2020 | 18-Nov-21 | 554,240 | 518 | 14,072 | 15 | 2.5% | 2,542 | 331 | 15,888,053 | 13,682,459 | 63.7 |
| | India | 30 Jan 2020 | 17-Nov-21 | 34,478,517 | - | 464,623 | - | 1.3% | 2,523 | 983 | 758,251,605 | 382,755,102 | 27.5 |
| | Afghanistan | 24 Feb 2020 | 17-Nov-21 | 156,739 | - | 7,297 | - | 4.7% | 412 | | 3,530,173 | 3,188,609 | 8.0 |
| | Pakistan | 26 Feb 2020 | 18-Nov-21 | 1,280,822 | 460 | 28,638 | 10 | 2.2% | 591 | 224 | 78,654,489 | 48,749,422 | 21.7 |
| | New Zealand | 28 Feb 2020 | 18-Nov-21 | 9,452 | 167 | 35 | - | 0.4% | 192 | 6,313 | 3,819,221 | 3,456,825 | 67.5 |
| | Bhutan | 05 Mar 2020 | 17-Nov-21 | 2,629 | - | 3 | - | 0.1% | 345 | 1,735 | 588,307 | 559,839 | 71.8 |
| | Maldives | 07 Mar 2020 | 18-Nov-21 | 90,340 | 74 | 248 | - | 0.3% | 17,015 | 6,954 | 395,125 | 361,197 | 66.4 |
| | Bangladesh | 08 Mar 2020 | 17-Nov-21 | 1,573,214 | - | 27,934 | - | 1.8% | 965 | 103 | 52,526,916 | 33,739,680 | 20.3 |
| | Mongolia | 10 Mar 2020 | 18-Nov-21 | 375,747 | 777 | 1,919 | 10 | 0.5% | 11,650 | 2,279 | 2,258,055 | 2,145,708 | 64.5 |
| | Turkey | 10 Mar 2020 | 18-Nov-21 | 8,503,220 | 22,234 | 74,428 | 226 | 0.9% | 10,192 | 5,100 | 55,939,336 | 49,842,072 | 58.6 |
| | French Polynesia | 12 Mar 2020 | 17-Nov-21 | 46,765 | - | 636 | - | 1.4% | 16,744 | | 159,343 | 153,474 | 54.3 |
| | Guam | 15 Mar 2020 | 17-Nov-21 | 19,015 | - | 260 | - | 1.4% | 11,366 | | 133,524 | 122,561 | 72.7 |
| | New Caledonia | 17 Mar 2020 | 18-Nov-21 | 11,799 | 30 | 273 | - | 2.3% | 4,100 | | 178,199 | 164,607 | 57.1 |
| | Fiji | 18 Mar 2020 | 17-Nov-21 | 52,444 | - | 694 | - | 1.3% | 5,893 | - | 632,505 | 576,311 | 63.8 |
| | Papua New Guinea | 21 Mar 2020 | 17-Nov-21 | 33,609 | - | 475 | - | 1.4% | 383 | - | 183,856 | 106,657 | 1.2 |
| Timor Leste | 21 Mar 2020 | 18-Nov-21 | 19,814 | 1 | 122 | - | 0.6% | 1,532 | - | 587,392 | 382,227 | 28.4 | |
| Northern Mariana Islands | 28 Mar 2020 | 14-Nov-21 | 395 | - | 3 | - | 0.8% | 690 | | 38,484 | 35,238 | 68.0 | |
| North Korea | 24 Jul 2020 | 25-Jul-20 | 1 | - | - | - | 0.0% | 0 | | | | | |

| | | | | | | | | | | | | | |
|-----------------|---------------------------|-------------|-----------|------------|--------|---------|-----|-------|--------|-------|-------------|-------------|------|
| | Solomon Islands | 03 Oct 2020 | 16-Apr-21 | 20 | - | - | - | 0.0% | 3 | | 135,995 | 35,567 | 5.1 |
| | Wallis et Futuna | 17 Oct 2020 | 06-May-21 | 445 | - | 7 | - | 1.6% | 2,777 | | 5,988 | 5,870 | 52.9 |
| | Marshall Islands | 26 Oct 2020 | 17-Nov-20 | 4 | - | - | - | 0.0% | 7 | | 24,687 | 21,574 | 27.8 |
| | Vanuatu | 11 Nov 2020 | 24-Oct-21 | 6 | - | 1 | - | 16.7% | 2 | | 85,976 | 36,891 | 11.7 |
| | Samoa | 18 Nov 2020 | 12-Feb-21 | 3 | - | - | - | 0.0% | 2 | | 137,258 | 86,246 | 43.1 |
| | Micronesia | 11 Jan 2021 | 11-Jan-21 | 1 | - | - | - | 0.0% | 1 | | 47,341 | 41,552 | 40.6 |
| | Palau | 31 May 2021 | 08-Oct-21 | 8 | - | - | - | 0.0% | 44 | | 18,049 | 15,779 | 73.3 |
| | Tonga | 05 Nov 2021 | 05-Nov-21 | 1 | - | - | - | | 1 | | 63,259 | 39,309 | 36.8 |
| AMERICAS | USA | 21 Jan 2020 | 18-Nov-21 | 48,345,956 | 58,031 | 788,763 | 779 | 1.6% | 14,729 | 2,627 | 228,175,638 | 194,135,017 | 57.7 |
| | Canada | 25 Jan 2020 | 18-Nov-21 | 1,758,698 | 1,894 | 29,448 | 17 | 1.7% | 4,628 | 2,525 | 30,102,545 | 28,764,923 | 75.6 |
| | Brazil | 26 Feb 2020 | 17-Nov-21 | 21,983,839 | - | 612,128 | - | 2.8% | 10,382 | 2 | 162,436,791 | 128,481,994 | 60.0 |
| | Mexico | 28 Feb 2020 | 17-Nov-21 | 3,851,079 | - | 291,573 | - | 7.6% | 3,019 | 56 | 75,497,762 | 63,495,569 | 48.7 |
| | Saint Martin | 01 Mar 2020 | 10-Nov-21 | 3,925 | - | 56 | - | 1.4% | 10,328 | | | | |
| | Ecuador | 01 Mar 2020 | 14-Nov-21 | 521,792 | - | 33,088 | - | 6.3% | 3,003 | 52 | 12,918,843 | 10,467,328 | 58.5 |
| | Dominican Republic | 01 Mar 2020 | 18-Nov-21 | 399,773 | 893 | 4,182 | 4 | 1.0% | 3,723 | - | 6,832,340 | 5,497,449 | 50.2 |
| | Chile | 03 Mar 2020 | 18-Nov-21 | 1,735,187 | 2,611 | 38,049 | 33 | 2.2% | 9,156 | 4,594 | 16,704,272 | 15,732,382 | 81.9 |
| | Argentina | 03 Mar 2020 | 17-Nov-21 | 5,310,334 | - | 116,313 | - | 2.2% | 11,817 | - | 35,938,527 | 27,854,806 | 61.1 |
| | Peru | 05 Mar 2020 | 17-Nov-21 | 2,218,202 | - | 200,741 | - | 9.0% | 6,823 | - | 20,929,917 | 16,481,538 | 49.4 |
| | Costa Rica | 06 Mar 2020 | 17-Nov-21 | 565,096 | - | 7,241 | - | 1.3% | 11,195 | 327 | 3,821,682 | 3,030,603 | 59.0 |
| | Colombia | 06 Mar 2020 | 18-Nov-21 | 5,040,665 | 2,121 | 127,963 | 51 | 2.5% | 10,013 | 947 | 33,470,567 | 22,989,636 | 44.8 |
| | French Guiana | 06 Mar 2020 | 17-Nov-21 | 45,548 | - | 322 | - | 0.7% | 23,297 | | | | |
| | Martinique | 06 Mar 2020 | 16-Nov-21 | 44,318 | - | 700 | - | 1.6% | 10,237 | | | | |
| | Paraguay | 07 Mar 2020 | 17-Nov-21 | 462,109 | - | 16,343 | - | 3.5% | 6,560 | 267 | 3,180,418 | 2,508,250 | 34.7 |
| | Panama | 10 Mar 2020 | 17-Nov-21 | 475,166 | - | 7,349 | - | 1.5% | 11,190 | 1,101 | 2,992,182 | 2,402,052 | 54.8 |
| | Bolivia | 10 Mar 2020 | 17-Nov-21 | 526,306 | - | 19,043 | - | 3.6% | 4,571 | 477 | 4,688,731 | 3,948,592 | 33.4 |
| | Honduras | 11 Mar 2020 | 17-Nov-21 | 377,293 | - | 10,373 | - | 2.7% | 3,871 | | 3,957,957 | 3,622,891 | 36.0 |
| | Cuba | 11 Mar 2020 | 18-Nov-21 | 959,869 | 316 | 8,289 | 3 | 0.9% | 8,469 | - | 10,094,401 | 8,807,998 | 77.8 |
| | Guyana | 11 Mar 2020 | 17-Nov-21 | 36,999 | - | 965 | - | 2.6% | 4,727 | | 392,512 | 263,455 | 33.3 |
| | Jamaica | 12 Mar 2020 | 18-Nov-21 | 90,467 | 97 | 2,343 | 12 | 2.6% | 3,068 | 409 | 636,197 | 484,001 | 16.3 |

| | | | | | | | | | | | | |
|--------------------------------------|-------------|-----------|---------|-----|--------|----|------|--------|-------|------------|-----------|------|
| St Vincent and the Grenadines | 12 Mar 2020 | 15-Nov-21 | 5,326 | - | 72 | - | 1.4% | 4,816 | 960 | 28,947 | 20,869 | 18.8 |
| Saint Lucia | 13 Mar 2020 | 17-Nov-21 | 12,859 | - | 272 | - | 2.1% | 7,035 | | 52,937 | 44,239 | 24.0 |
| Trinidad and Tobago | 13 Mar 2020 | 18-Nov-21 | 64,402 | 537 | 1,908 | 17 | 3.0% | 4,617 | - | 634,603 | 630,781 | 45.0 |
| Venezuela | 13 Mar 2020 | 17-Nov-21 | 422,229 | - | 5,049 | - | 1.2% | 1,481 | | 13,858,057 | 9,271,857 | 32.3 |
| Guatemala | 13 Mar 2020 | 16-Nov-21 | 611,374 | - | 15,775 | - | 2.6% | 3,682 | 293 | 5,612,334 | 3,680,390 | 20.2 |
| Uruguay | 13 Mar 2020 | 17-Nov-21 | 397,143 | - | 6,105 | - | 1.5% | 11,472 | - | 2,773,174 | 2,636,380 | 75.7 |
| Curacao | 13 Mar 2020 | 17-Nov-21 | 17,259 | - | 175 | - | 1.0% | 10,955 | | 102,165 | 94,120 | 57.1 |
| Puerto Rico | 13 Mar 2020 | 17-Nov-21 | 186,771 | - | 3,259 | - | 1.7% | 5,848 | | 2,678,788 | 2,371,400 | 74.3 |
| Suriname | 13 Mar 2020 | 17-Nov-21 | 50,302 | - | 1,140 | - | 2.3% | 8,652 | | 254,770 | 212,783 | 36.0 |
| Antigua and Barbuda | 13 Mar 2020 | 16-Nov-21 | 4,129 | - | 108 | - | 2.6% | 4,252 | - | 60,088 | 54,221 | 54.9 |
| Guadeloupe | 13 Mar 2020 | 10-Nov-21 | 54,920 | - | 745 | - | 1.4% | 12,397 | | | | |
| Cayman Islands | 13 Mar 2020 | 18-Nov-21 | 5,156 | 239 | 4 | - | 0.1% | 7,939 | | 57,357 | 55,157 | 83.0 |
| Aruba | 14 Mar 2020 | 18-Nov-21 | 16,149 | 16 | 173 | - | 1.1% | 15,190 | | 83,309 | 77,562 | 72.4 |
| Bahamas | 15 Mar 2020 | 17-Nov-21 | 22,640 | - | 671 | - | 3.0% | 5,813 | 768 | 143,726 | 128,242 | 32.3 |
| US Virgin Islands | 16 Mar 2020 | 17-Nov-21 | 7,397 | - | 84 | - | 1.1% | 6,937 | | 57,011 | 50,112 | 47.2 |
| Sint Maarten | 17 Mar 2020 | 17-Nov-21 | 4,548 | - | 75 | - | 1.6% | 11,165 | | 26,640 | 24,515 | 56.5 |
| Montserrat | 17 Mar 2020 | 09-Oct-21 | 41 | - | 1 | - | 2.4% | 439 | | 1,531 | 1,417 | 28.5 |
| Barbados | 17 Mar 2020 | 17-Nov-21 | 22,923 | - | 204 | - | 0.9% | 7,986 | | 151,882 | 132,777 | 46.2 |
| El Salvador | 18 Mar 2020 | 17-Nov-21 | 118,041 | - | 3,741 | - | 3.2% | 1,829 | - | 4,390,900 | 3,997,138 | 61.3 |
| Nicaragua | 18 Mar 2020 | 16-Nov-21 | 17,023 | - | 208 | - | 1.2% | 260 | | 1,249,238 | 563,164 | 8.4 |
| Bermuda | 18 Mar 2020 | 17-Nov-21 | 5,714 | - | 106 | - | 1.9% | 8,940 | | 48,464 | 47,365 | 76.3 |
| Haiti | 19 Mar 2020 | 16-Nov-21 | 24,710 | - | 711 | - | 2.9% | 219 | | 104,920 | 48,603 | 0.4 |
| Dominica | 22 Mar 2020 | 15-Nov-21 | 5,441 | - | 35 | - | 0.6% | 7,577 | | 28,207 | 25,748 | 35.7 |
| Grenada | 22 Mar 2020 | 15-Nov-21 | 5,865 | - | 200 | - | 3.4% | 5,236 | | 39,254 | 33,028 | 29.2 |
| Belize | 23 Mar 2020 | 17-Nov-21 | 29,386 | - | 556 | - | 1.9% | 7,528 | 2,428 | 226,060 | 187,697 | 46.4 |
| Turks and Caicos Islands | 23 Mar 2020 | 17-Nov-21 | 3,060 | - | 23 | - | 0.8% | 8,012 | | 29,210 | 27,133 | 69.2 |
| Saint Kitts and Nevis | 24 Mar 2020 | 17-Nov-21 | 2,760 | - | 28 | - | 1.0% | 5,225 | 3,508 | 26,215 | 24,657 | 46.1 |
| British Virgin Islands | 25 Mar 2020 | 06-Oct-21 | 2,725 | - | 37 | - | 1.4% | 9,074 | | 18,137 | 16,471 | 54.1 |

| | | | | | | | | | | | | | |
|--------------------|--|-------------|-----------|-----------|--------|---------|-------|--------|--------|------------|------------|------------|------|
| | Anguilla | 26 Mar 2020 | 15-Nov-21 | 1,175 | - | 3 | - | 0.3% | 8,865 | | 9,624 | 9,158 | 60.6 |
| | Caribbean Netherlands | 01 Apr 2020 | 17-Nov-21 | 2,643 | - | 21 | - | 0.8% | 14,674 | | 19,109 | 16,736 | 63.3 |
| | Falkland Islands | 03 Apr 2020 | 04-Nov-21 | 72 | - | - | - | 0.0% | 2,729 | | 2,632 | 1,775 | 50.3 |
| | Saint Pierre and Miquelon | 05 Apr 2020 | 17-Nov-21 | 33 | - | - | - | 0.0% | 471 | | | | |
| | Saint Barthelemy | 25 Jul 2020 | 14-Nov-21 | 1,595 | - | 6 | - | 0.4% | 18,876 | | | | |
| EUROPE | France | 24 Jan 2020 | 18-Nov-21 | 7,351,324 | 20,366 | 118,373 | 52 | 1.6% | 10,962 | | 51,582,540 | 46,490,990 | 68.8 |
| | Germany | 27 Jan 2020 | 18-Nov-21 | 5,249,125 | 64,164 | 99,169 | 261 | 1.9% | 6,314 | 1,403 | 58,434,229 | 56,352,489 | 67.2 |
| | Finland | 29 Jan 2020 | 18-Nov-21 | 173,632 | 1,259 | 1,246 | 10 | 0.7% | 3,145 | 2,099 | 4,259,703 | 3,971,847 | 71.6 |
| | Italy | 30 Jan 2020 | 18-Nov-21 | 4,893,887 | 10,645 | 133,034 | 69 | 2.7% | 8,116 | 9,730 | 46,914,943 | 43,922,635 | 72.8 |
| | Russian Federation | 31 Jan 2020 | 18-Nov-21 | 9,219,912 | 37,374 | 260,335 | 1,251 | 2.8% | 6,386 | 4,128 | 62,594,260 | 52,233,646 | 35.8 |
| | Spain | 31 Jan 2020 | 18-Nov-21 | 5,074,027 | 6,315 | 87,804 | 29 | 1.7% | 10,778 | - | 38,177,685 | 37,487,833 | 80.2 |
| | Sweden | 31 Jan 2020 | 17-Nov-21 | 1,187,607 | - | 15,109 | - | 1.3% | 11,546 | | 7,285,170 | 6,982,098 | 68.7 |
| | United Kingdom of Great Britain | 31 Jan 2020 | 18-Nov-21 | 9,721,916 | 46,858 | 143,559 | 199 | 1.5% | 14,546 | 13,963 | 50,645,981 | 46,065,838 | 67.5 |
| | Belgium | 05 Feb 2020 | 18-Nov-21 | 1,543,299 | 18,437 | 26,484 | 40 | 1.7% | 13,439 | 6,864 | 8,777,117 | 8,634,053 | 74.2 |
| | Switzerland | 25 Feb 2020 | 18-Nov-21 | 935,042 | 6,017 | 11,376 | 4 | 1.2% | 10,904 | 4,049 | 5,797,437 | 5,637,664 | 64.7 |
| | Austria | 25 Feb 2020 | 18-Nov-21 | 1,011,465 | 15,145 | 11,903 | 55 | 1.2% | 11,394 | 58,678 | 6,169,682 | 5,776,362 | 63.9 |
| | Croatia | 25 Feb 2020 | 18-Nov-21 | 558,270 | 7,270 | 10,113 | 63 | 1.8% | 13,725 | 4,372 | 2,076,934 | 1,873,073 | 45.9 |
| | Norway | 26 Feb 2020 | 17-Nov-21 | 235,314 | - | 995 | - | 0.4% | 4,400 | 2,633 | 4,222,892 | 3,780,143 | 69.2 |
| | Romania | 26 Feb 2020 | 18-Nov-21 | 1,755,179 | 3,076 | 54,343 | 332 | 3.1% | 9,068 | 4,365 | 7,331,734 | 6,959,243 | 36.4 |
| | Estonia | 26 Feb 2020 | 18-Nov-21 | 215,367 | 871 | 1,714 | 7 | 0.8% | 16,235 | 5,618 | 819,070 | 777,586 | 58.7 |
| | Georgia | 26 Feb 2020 | 18-Nov-21 | 800,293 | 4,446 | 11,289 | 77 | 1.4% | 21,511 | - | 1,100,474 | 973,796 | 24.5 |
| | North Macedonia | 26 Feb 2020 | 18-Nov-21 | 210,938 | 491 | 7,390 | 23 | 3.5% | 10,124 | 8,198 | 871,917 | 785,916 | 37.7 |
| | Greece | 26 Feb 2020 | 18-Nov-21 | 861,117 | 7,276 | 17,075 | 63 | 2.0% | 8,036 | 33,254 | 6,850,757 | 6,489,186 | 62.6 |
| | Denmark | 27 Feb 2020 | 18-Nov-21 | 438,811 | 4,013 | 2,792 | 6 | 0.6% | 7,542 | 13,843 | 4,527,858 | 4,432,914 | 76.3 |
| | San Marino | 27 Feb 2020 | 14-Nov-21 | 5,654 | - | 92 | - | 1.6% | 16,698 | | 25,173 | 22,329 | 65.7 |
| Lithuania | 27 Feb 2020 | 18-Nov-21 | 450,421 | 2,117 | 6,440 | 35 | 1.4% | 16,162 | 4,854 | 1,845,658 | 1,756,806 | 65.3 | |
| Netherlands | 27 Feb 2020 | 18-Nov-21 | 2,378,823 | 23,591 | 18,863 | 34 | 0.8% | 13,724 | 1,743 | 13,104,286 | 12,571,545 | 73.2 | |
| Azerbaijan | 27 Feb 2020 | 18-Nov-21 | 568,089 | 2,124 | 7,551 | 27 | 1.3% | 5,668 | 1,368 | 5,033,346 | 4,498,072 | 44.0 | |

| | | | | | | | | | | | | |
|-------------------------------|-------------|-----------|-----------|--------|--------|-----|------|--------|--------|------------|------------|-------|
| Belarus | 28 Feb 2020 | 18-Nov-21 | 634,731 | 1,844 | 4,901 | 13 | 0.8% | 6,705 | 3,338 | 3,111,709 | 2,297,926 | 24.3 |
| Iceland | 28 Feb 2020 | 18-Nov-21 | 16,243 | 130 | 34 | - | 0.2% | 4,496 | 8,223 | 284,147 | 279,780 | 81.5 |
| Ireland | 28 Feb 2020 | 18-Nov-21 | 515,691 | 4,646 | 5,609 | - | 1.1% | 10,436 | 6,554 | 3,838,322 | 3,769,459 | 75.7 |
| Monaco | 29 Feb 2020 | 18-Nov-21 | 3,536 | 20 | 36 | - | 1.0% | 9,075 | | 26,672 | 23,308 | 59.0 |
| Czech Republic | 01 Mar 2020 | 18-Nov-21 | 1,944,400 | 14,186 | 31,769 | 60 | 1.6% | 18,224 | | 6,453,406 | 6,213,699 | 57.9 |
| Luxembourg | 01 Mar 2020 | 18-Nov-21 | 85,660 | 299 | 862 | 3 | 1.0% | 13,818 | 4,575 | 441,243 | 418,437 | 65.9 |
| Armenia | 01 Mar 2020 | 18-Nov-21 | 331,914 | 1,019 | 7,183 | 30 | 2.2% | 11,222 | 3,606 | 579,360 | 252,496 | 8.5 |
| Latvia | 02 Mar 2020 | 18-Nov-21 | 244,561 | 1,221 | 3,901 | 26 | 1.6% | 12,786 | 8,999 | 1,246,610 | 1,131,364 | 60.6 |
| Portugal | 02 Mar 2020 | 18-Nov-21 | 1,115,080 | 2,398 | 18,295 | 12 | 1.6% | 10,858 | 3,426 | 9,053,901 | 8,925,907 | 87.8 |
| Andorra | 02 Mar 2020 | 18-Nov-21 | 16,035 | 63 | 130 | - | 0.8% | 20,786 | 2,292 | 54,999 | 49,535 | 64.0 |
| Liechtenstein | 03 Mar 2020 | 18-Nov-21 | 3,976 | 64 | 61 | - | 1.5% | 10,458 | 3,993 | 25,553 | 24,810 | 64.9 |
| Ukraine | 03 Mar 2020 | 18-Nov-21 | 3,284,008 | 20,591 | 79,506 | 752 | 2.4% | 7,399 | 1,428 | 12,554,333 | 9,277,999 | 21.4 |
| Slovenia | 04 Mar 2020 | 18-Nov-21 | 391,677 | 3,667 | 5,000 | 25 | 1.3% | 18,759 | 3,834 | 1,215,063 | 1,134,697 | 54.6 |
| Hungary | 04 Mar 2020 | 18-Nov-21 | 987,199 | 10,767 | 32,645 | 131 | 3.3% | 10,104 | 3,645 | 6,013,007 | 5,784,958 | 60.1 |
| Poland | 04 Mar 2020 | 18-Nov-21 | 3,279,787 | 24,912 | 79,994 | 370 | 2.4% | 8,638 | 3,005 | 20,509,516 | 20,177,480 | 53.4 |
| Faroe Islands | 04 Mar 2020 | 18-Nov-21 | 3,090 | 45 | 11 | - | 0.4% | 6,348 | | 40,205 | 38,142 | 77.8 |
| Bosnia and Herzegovina | 05 Mar 2020 | 18-Nov-21 | 267,851 | 857 | 12,180 | 27 | 4.5% | 8,114 | 1,045 | 833,233 | 720,641 | 22.1 |
| Gibraltar | 05 Mar 2020 | 18-Nov-21 | 6,780 | 59 | 98 | - | 1.4% | 20,118 | | 40,787 | 39,815 | 118.2 |
| Slovakia | 06 Mar 2020 | 18-Nov-21 | 585,824 | 7,616 | 13,725 | 38 | 2.3% | 10,741 | 8,955 | 2,550,248 | 2,327,339 | 42.6 |
| Serbia | 06 Mar 2020 | 18-Nov-21 | 1,225,242 | 3,219 | 11,062 | 55 | 0.9% | 17,642 | 2,867 | 3,212,804 | 3,052,529 | 44.4 |
| Vatican City | 06 Mar 2020 | 17-Oct-20 | 27 | - | - | - | 0.0% | 2,932 | | | | |
| Malta | 07 Mar 2020 | 18-Nov-21 | 38,449 | 66 | 462 | - | 1.2% | 7,649 | 4,530 | 433,831 | 430,968 | 83.5 |
| Moldova | 07 Mar 2020 | 18-Nov-21 | 356,448 | 802 | 8,709 | 48 | 2.4% | 13,412 | 5,145 | 884,590 | 909,551 | 22.6 |
| Bulgaria | 08 Mar 2020 | 17-Nov-21 | 665,578 | - | 26,840 | - | 4.0% | 9,541 | 5,314 | 1,532,911 | 1,660,819 | 24.1 |
| Albania | 09 Mar 2020 | 18-Nov-21 | 195,021 | 549 | 3,022 | 8 | 1.5% | 6,833 | - | 1,051,540 | 930,527 | 32.4 |
| Cyprus | 09 Mar 2020 | 17-Nov-21 | 128,770 | - | 588 | - | 0.5% | 10,744 | 49,191 | 611,409 | 576,025 | 64.3 |
| Channel Islands | 09 Mar 2020 | 18-Nov-21 | 2,950 | 60 | 23 | - | 0.8% | 4,523 | | 32,969 | 13,618 | 21.5 |
| Jersey | 10 Mar 2020 | 18-Nov-21 | 12,568 | 73 | 80 | - | 0.6% | 13,840 | | 79,166 | 74,817 | 74.0 |
| Kazakhstan | 13 Mar 2020 | 18-Nov-21 | 960,609 | 1,083 | 12,474 | - | 1.3% | 5,189 | - | 8,574,043 | 7,864,800 | 41.4 |
| Kosovo | 13 Mar 2020 | 18-Nov-21 | 160,974 | 17 | 2,980 | - | 1.9% | 8,972 | | | | |
| Uzbekistan | 15 Mar 2020 | 18-Nov-21 | 190,584 | 252 | 1,367 | 3 | 0.7% | 568 | | 15,858,048 | 5,882,086 | 17.3 |

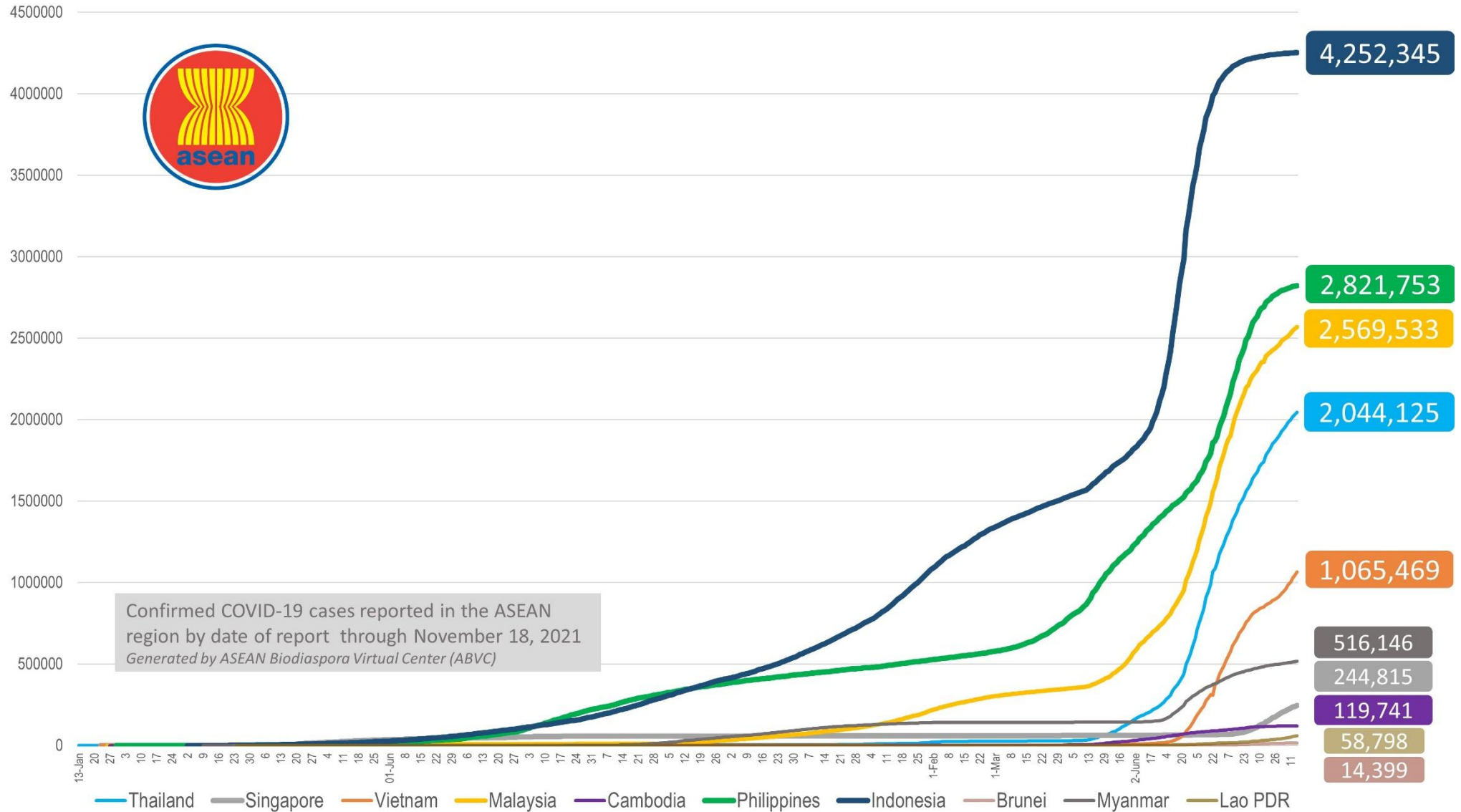
| | | | | | | | | | | | | | |
|--------------------|-------------------------------------|-------------|-----------|-----------|-------|---------|-----|-------|--------|--------|------------|------------|------|
| | Greenland | 16 Mar 2020 | 18-Nov-21 | 1,116 | 21 | - | - | 0.0% | 1,985 | | 40,125 | 37,258 | 65.5 |
| | Montenegro | 17 Mar 2020 | 18-Nov-21 | 153,743 | 409 | 2,231 | 4 | 1.5% | 24,712 | | 266,635 | 249,660 | 39.8 |
| | Kyrgyzstan | 18 Mar 2020 | 18-Nov-21 | 182,667 | 62 | 2,715 | 3 | 1.5% | 2,829 | | 1,059,306 | 837,060 | 12.6 |
| | Isle of Man | 19 Mar 2020 | 17-Nov-21 | 10,412 | - | 64 | - | 0.6% | 12,310 | | 68,142 | 64,722 | 75.8 |
| | Tajikistan | 30 Apr 2020 | 12-Nov-21 | 17,091 | - | 124 | - | 0.7% | 183 | | 2,714,911 | 2,137,123 | 21.9 |
| MIDDLE EAST | UAE | 29 Jan 2020 | 18-Nov-21 | 741,214 | 66 | 2,144 | - | 0.3% | 7,586 | 29,076 | 9,801,529 | 8,832,256 | 88.4 |
| | Iran | 19 Feb 2020 | 18-Nov-21 | 6,063,775 | 5,882 | 128,634 | 103 | 2.1% | 7,313 | 1,577 | 55,576,533 | 42,183,468 | 49.6 |
| | Israel | 21 Feb 2020 | 18-Nov-21 | 1,339,232 | 419 | 8,154 | - | 0.6% | 14,793 | 8,968 | 6,261,892 | 5,759,464 | 62.0 |
| | Lebanon | 21 Feb 2020 | 17-Nov-21 | 655,174 | - | 8,606 | - | 1.3% | 9,557 | - | 1,855,086 | 1,626,383 | 24.0 |
| | Kuwait | 24 Feb 2020 | 18-Nov-21 | 413,090 | 22 | 2,464 | 1 | 0.6% | 9,819 | 4,034 | 1,452,148 | 923,307 | 21.3 |
| | Oman | 24 Feb 2020 | 18-Nov-21 | 304,466 | 13 | 4,113 | - | 1.4% | 6,120 | | 3,089,635 | 2,733,021 | 52.3 |
| | Bahrain | 24 Feb 2020 | 18-Nov-21 | 277,304 | 22 | 1,393 | - | 0.5% | 16,897 | 10,609 | 1,184,670 | 1,150,159 | 65.8 |
| | Iraq | 24 Feb 2020 | 18-Nov-21 | 2,072,478 | 789 | 23,607 | 27 | 1.1% | 5,272 | 483 | 6,660,614 | 4,021,944 | 9.8 |
| | Qatar | 29 Feb 2020 | 18-Nov-21 | 241,672 | 145 | 611 | - | 0.3% | 8,533 | - | 2,360,308 | 2,218,292 | 75.7 |
| | Saudi Arabia | 02 Mar 2020 | 18-Nov-21 | 549,377 | 38 | 8,821 | 1 | 1.6% | 1,603 | 942 | 24,463,682 | 22,126,411 | 62.6 |
| | Jordan | 02 Mar 2020 | 18-Nov-21 | 905,738 | 3,739 | 11,310 | 19 | 1.2% | 8,966 | 3,498 | 4,057,634 | 3,639,362 | 35.4 |
| | Palestine | 05 Mar 2020 | 18-Nov-21 | 457,950 | 221 | 4,770 | 3 | 1.0% | 9,774 | | 1,876,152 | 1,321,529 | 25.3 |
| | Syria | 22 Mar 2020 | 17-Nov-21 | 46,703 | - | 2,682 | - | 5.7% | 274 | | 823,210 | 721,726 | 4.0 |
| | Yemen | 10 Apr 2020 | 18-Nov-21 | 9,950 | 3 | 1,934 | 5 | 19.4% | 34 | | 527,869 | 344,333 | 1.1 |
| AFRICA | Egypt | 14 Feb 2020 | 17-Nov-21 | 346,808 | - | 19,707 | - | 5.7% | 345 | | 21,121,564 | 13,271,289 | 12.7 |
| | Algeria | 25 Feb 2020 | 18-Nov-21 | 208,532 | 152 | 6,009 | 4 | 2.9% | 484 | | 6,446,373 | 4,930,443 | 11.1 |
| | Nigeria | 28 Feb 2020 | 17-Nov-21 | 213,403 | - | 2,973 | - | 1.4% | 106 | 50 | 5,823,013 | 3,194,938 | 1.5 |
| | Tunisia | 02 Mar 2020 | 17-Nov-21 | 715,911 | - | 25,325 | - | 3.5% | 6,122 | 309 | 5,858,720 | 4,809,585 | 40.3 |
| | Morocco | 02 Mar 2020 | 18-Nov-21 | 948,633 | 94 | 14,755 | 1 | 1.6% | 2,601 | 308 | 24,458,506 | 22,490,963 | 60.2 |
| | Senegal | 02 Mar 2020 | 18-Nov-21 | 73,962 | 2 | 1,883 | - | 2.5% | 454 | 83 | 1,281,042 | 879,073 | 5.1 |
| | South Africa | 05 Mar 2020 | 18-Nov-21 | 2,927,499 | 585 | 89,555 | 40 | 3.1% | 4,999 | 475 | 16,404,841 | 13,583,910 | 22.6 |
| | Cameroon | 06 Mar 2020 | 11-Nov-21 | 106,190 | - | 1,770 | - | 1.7% | 410 | | 432,625 | 175,829 | 0.7 |
| | Togo | 06 Mar 2020 | 17-Nov-21 | 26,178 | - | 243 | - | 0.9% | 324 | 138 | 971,322 | 482,248 | 5.7 |
| | Burkina Faso | 09 Mar 2020 | 16-Nov-21 | 15,514 | - | 265 | - | 1.7% | 76 | | 364,565 | 297,231 | 1.4 |
| | Democratic Republic of Congo | 10 Mar 2020 | 15-Nov-21 | 57,803 | - | 1,099 | - | 1.9% | 67 | | 118,759 | 44,789 | 0.1 |
| | Ivory Coast | 11 Mar 2020 | 17-Nov-21 | 61,536 | - | 702 | - | 1.1% | 239 | 90 | 2,566,786 | 1,120,622 | 4.1 |
| | Reunion | 11 Mar 2020 | 16-Nov-21 | 57,173 | - | 379 | - | 0.7% | 7,359 | | | | |
| | Ghana | 13 Mar 2020 | 12-Nov-21 | 130,727 | - | 1,207 | - | 0.9% | 430 | - | 2,352,125 | 835,989 | 2.6 |
| | Guinea | 13 Mar 2020 | 09-Nov-21 | 30,715 | - | 387 | - | 1.3% | 241 | | 1,588,076 | 776,215 | 5.8 |
| | Gabon | 13 Mar 2020 | 17-Nov-21 | 36,943 | - | 270 | - | 0.7% | 1,700 | 1,312 | 148,798 | 108,176 | 4.8 |
| | Sudan | 13 Mar 2020 | 24-Oct-21 | 40,433 | - | 3,099 | - | 7.7% | 94 | | 1,154,253 | 581,846 | 1.3 |
| | Kenya | 13 Mar 2020 | 18-Nov-21 | 254,541 | 88 | 5,325 | - | 2.1% | 484 | - | 3,905,215 | 2,178,234 | 4.0 |

| | | | | | | | | | | | | |
|---------------------------------|-------------|-----------|---------|-----|-------|---|------|--------|-------|-----------|-----------|------|
| Ethiopia | 13 Mar 2020 | 18-Nov-21 | 369,667 | 230 | 6,655 | 8 | 1.8% | 330 | 40 | 3,691,159 | 1,393,758 | 1.2 |
| Central African Republic | 14 Mar 2020 | 12-Nov-21 | 11,666 | - | 101 | - | 0.9% | 246 | | 362,174 | 321,858 | 6.5 |
| Seychelles | 14 Mar 2020 | 15-Nov-21 | 22,722 | - | 122 | - | 0.5% | 23,275 | | 81,597 | 77,389 | 78.2 |
| Rwanda | 14 Mar 2020 | 18-Nov-21 | 100,190 | 7 | 1,339 | 1 | 1.3% | 793 | 1,058 | 4,774,596 | 2,519,852 | 19.0 |
| Namibia | 14 Mar 2020 | 17-Nov-21 | 129,074 | - | 3,567 | - | 2.8% | 5,174 | 337 | 339,695 | 274,466 | 10.6 |
| Swaziland | 14 Mar 2020 | 18-Nov-21 | 46,485 | 1 | 1,248 | 2 | 2.7% | 4,049 | | 259,022 | 249,607 | 21.3 |
| Mauritania | 14 Mar 2020 | 17-Nov-21 | 38,358 | - | 811 | - | 2.1% | 848 | - | 1,030,659 | 663,351 | 13.9 |
| Mayotte | 14 Mar 2020 | 17-Nov-21 | 20,837 | - | 185 | - | 0.9% | 13,102 | | | | |
| Equatorial Guinea | 15 Mar 2020 | 16-Nov-21 | 13,519 | - | 169 | - | 1.3% | 997 | 303 | 245,628 | 194,682 | 13.4 |
| Republic of Congo | 15 Mar 2020 | 16-Nov-21 | 18,539 | - | 331 | - | 1.8% | 345 | | 423,819 | 125,435 | 2.2 |
| Benin | 16 Mar 2020 | 10-Nov-21 | 24,833 | - | 161 | - | 0.6% | 210 | - | 304,596 | 265,501 | 2.1 |
| Liberia | 16 Mar 2020 | 12-Nov-21 | 5,818 | - | 287 | - | 4.9% | 118 | | 393,975 | 371,645 | 7.2 |
| Tanzania | 16 Mar 2020 | 17-Nov-21 | 26,227 | - | 727 | - | 2.8% | 45 | | 885,579 | 965,778 | 1.6 |
| Somalia | 16 Mar 2020 | 11-Nov-21 | 22,837 | - | 1,313 | - | 5.7% | 148 | | 589,128 | 564,612 | 3.5 |
| Gambia | 17 Mar 2020 | 13-Nov-21 | 9,986 | - | 341 | - | 3.4% | 425 | 54 | 236,470 | 222,526 | 9.0 |
| Zambia | 17 Mar 2020 | 18-Nov-21 | 210,036 | 16 | 3,666 | - | 1.7% | 1,176 | 175 | 311,049 | 621,447 | 3.3 |
| Mauritius | 18 Mar 2020 | 10-Nov-21 | 18,979 | - | 240 | - | 1.3% | 1,499 | | 906,214 | 858,131 | 67.4 |
| Djibouti | 18 Mar 2020 | 17-Nov-21 | 13,500 | - | 186 | - | 1.4% | 1,387 | | 66,010 | 26,087 | 2.6 |
| Niger | 19 Mar 2020 | 17-Nov-21 | 6,750 | - | 236 | - | 3.5% | 29 | | 506,083 | 456,958 | 1.8 |
| Chad | 19 Mar 2020 | 01-Nov-21 | 5,105 | - | 175 | - | 3.4% | 32 | | 172,432 | 65,263 | 0.4 |
| Zimbabwe | 20 Mar 2020 | 17-Nov-21 | 133,557 | - | 4,699 | - | 3.5% | 912 | 170 | 3,515,140 | 2,712,979 | 18.0 |
| Cape Verde | 20 Mar 2020 | 18-Nov-21 | 38,313 | 4 | 350 | - | 0.9% | 6,967 | | 295,571 | 231,320 | 41.2 |
| Madagascar | 20 Mar 2020 | 10-Nov-21 | 43,672 | - | 964 | - | 2.2% | 162 | - | 381,633 | 184,632 | 0.7 |
| Uganda | 21 Mar 2020 | 16-Nov-21 | 127,073 | - | 3,247 | - | 2.6% | 287 | 105 | 3,838,439 | 912,983 | 1.9 |
| Eritrea | 21 Mar 2020 | 18-Nov-21 | 7,112 | 21 | 53 | 1 | 0.7% | 201 | | | | |
| Angola | 21 Mar 2020 | 17-Nov-21 | 64,968 | - | 1,729 | - | 2.7% | 204 | | 5,802,574 | 2,003,907 | 5.9 |
| Mozambique | 22 Mar 2020 | 18-Nov-21 | 151,472 | 6 | 1,936 | - | 1.3% | 499 | 77 | 4,858,830 | 2,600,608 | 8.1 |
| Libya | 24 Mar 2020 | 17-Nov-21 | 366,789 | - | 5,346 | - | 1.5% | 5,412 | | 1,605,435 | 544,445 | 7.8 |
| Guinea-Bissau | 25 Mar 2020 | 16-Nov-21 | 6,432 | - | 146 | - | 2.3% | 335 | | 312,906 | 17,933 | 0.9 |
| Mali | 25 Mar 2020 | 18-Nov-21 | 16,796 | 38 | 589 | - | 3.5% | 85 | | 324,713 | 271,722 | 1.3 |
| Botswana | 30 Mar 2020 | 15-Nov-21 | 194,129 | - | 2,416 | - | 1.2% | 8,427 | - | 770,879 | 357,216 | 14.9 |
| Sierra Leone | 31 Mar 2020 | 03-Oct-21 | 6,396 | - | 121 | - | 1.9% | 82 | | 603,654 | 302,686 | 3.7 |
| Burundi | 31 Mar 2020 | 16-Nov-21 | 20,305 | - | 14 | - | 0.1% | 176 | | 921 | 238 | - |
| Malawi | 02 Apr 2020 | 18-Nov-21 | 61,858 | 4 | 2,303 | 1 | 3.7% | 332 | - | 1,051,491 | 581,126 | 3.0 |
| South Sudan | 05 Apr 2020 | 16-Nov-21 | 12,609 | - | 133 | - | 1.1% | 114 | - | 84,839 | 66,406 | 0.6 |
| Sao Tome and Principe | 06 Apr 2020 | 14-Nov-21 | 3,731 | - | 56 | - | 1.5% | 1,735 | | 81,125 | 28,561 | 12.8 |
| Comoros | 30 Apr 2020 | 17-Nov-21 | 4,420 | - | 149 | - | 3.4% | 519 | | 278,152 | 198,198 | 22.3 |

| | | | | | | | | | | | | | |
|--|----------------|------------|-----------|--------------------|----------------|------------------|--------------|-------------|-------|--|---------|---------|------|
| | Lesotho | 13May 2020 | 16-Nov-21 | 21,719 | - | 661 | - | 3.0% | 1,022 | | 347,836 | 339,506 | 15.7 |
| | | | | 242,818,641 | 491,380 | 4,859,984 | 5,691 | 2.0% | | | | | |

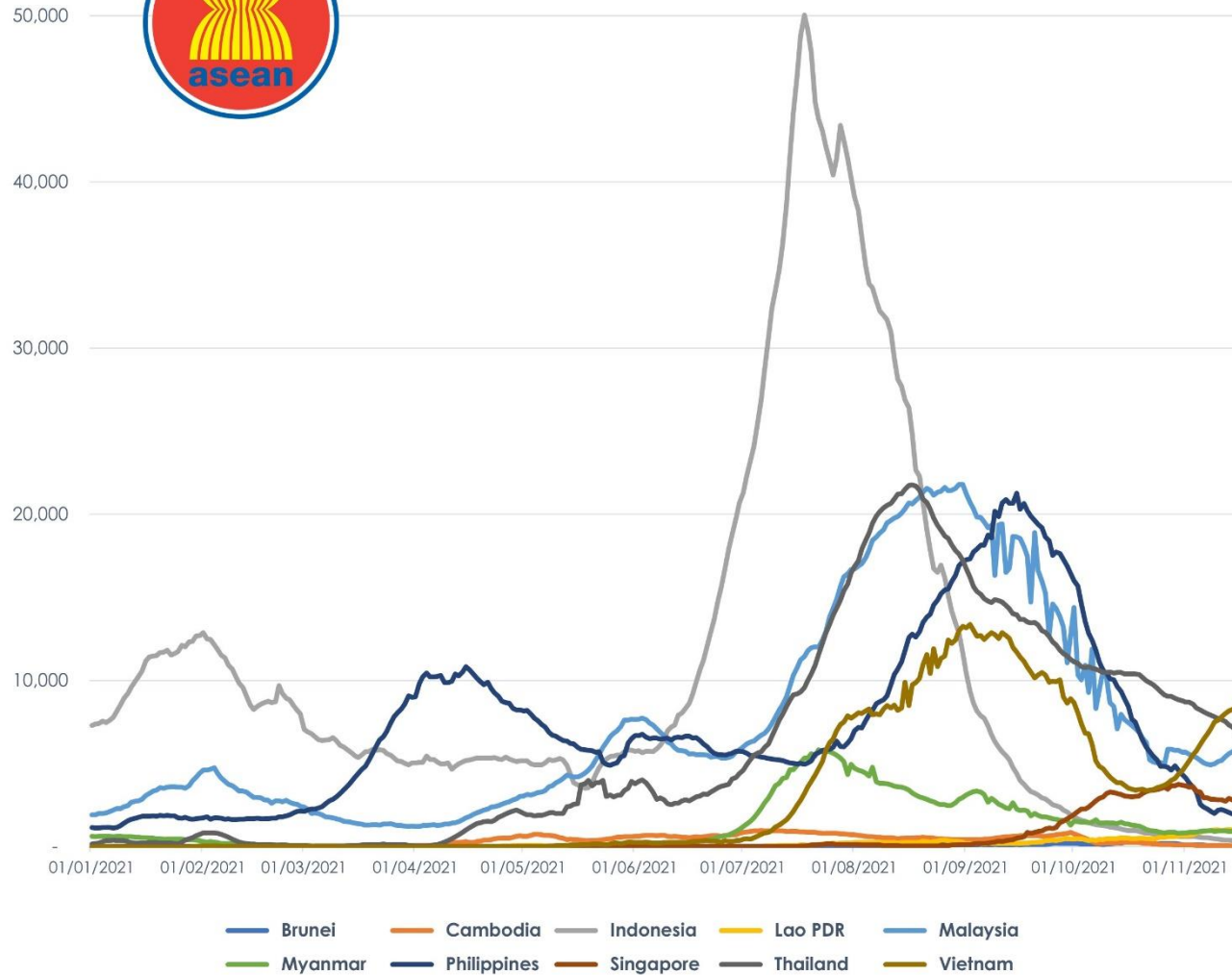
COVID-19 Epi curve among ASEAN Countries

as of 18 November 2021



7-Day Rolling Average of COVID-19 new cases

as of 18 November 2021

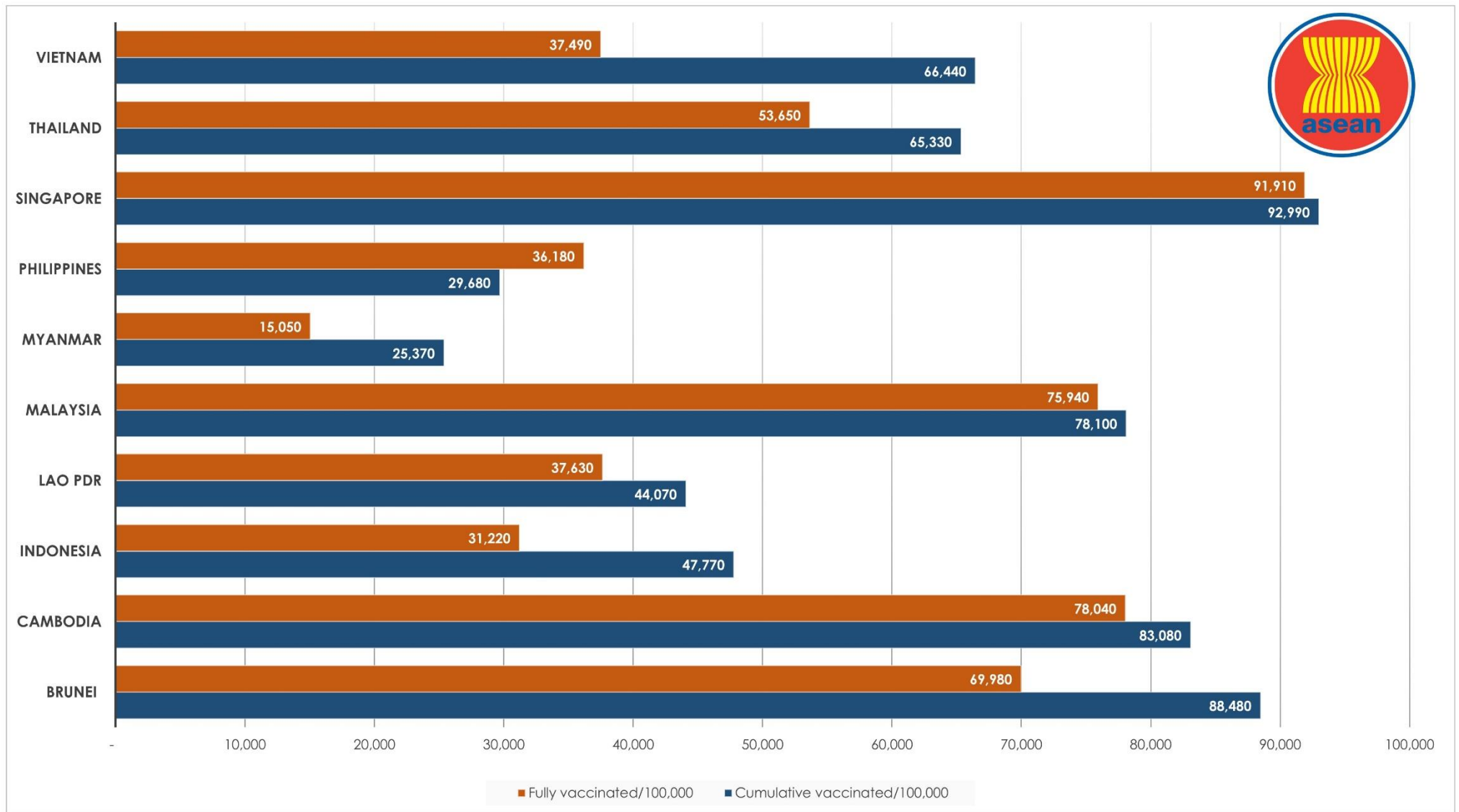


| ASEAN Country | New Cases Rate of Change 7-Day Window* | P-value |
|---------------|--|---------|
| Brunei | -2.34 | 0.021 |
| Cambodia | -2.22 | 0 |
| Indonesia | -6.15 | 0.002 |
| Lao PDR | -8.32 | 0.402 |
| Malaysia | 58.55 | 0.009 |
| Myanmar | -28.67 | 0 |
| Philippines | -109.92 | 0 |
| Singapore | -69.93 | 0.014 |
| Thailand | -132.28 | 0 |
| Vietnam | 193.26 | 0 |

*Beta coefficient of linear line of best fit; equal to the rate of change in the 7-day rolling average of new cases over the past 7 days (as of November 18, 2021)

COVID-19 Vaccination Status


as of 18 November 2021



Note on Philippine data: Cumulative people vaccinated has not been updated by the source since November 5, 2021.

Outlook Assessment

as of 17 November 2021

|  ASEAN MEMBER STATE | REQUIREMENT | | | | | | | |
|--|---|---|---|--|---|------------------------------|--|------------------------------|
| | At least 80% of the high-risk population has been vaccinated with at least one dose of a COVID-19 vaccine. | | At least 65% of the total population has a level of immunity to COVID-19; either recovered from COVID-19 or have been vaccinated with at least one dose of a COVID-19 vaccine. | | Case levels are generally low (a 7-day rolling average number of daily new cases that is <10 cases per 100,000, with each day's past-14-day test positivity is consistently <5%). | | Government Policy on containment and health (strictness and comprehensiveness in COVID-19 related government policies) | |
| | % of High risk population with one dose | Population vaccinated/day (7-day average) | % of Total population with one dose | Completion date (moderate case scenario) | Daily cases/100,000 | Test positivity last 14 days | Containment and health index score -Oxford COVID-19 Government Response Tracker (OxCGRT) | Change over the past 30 days |
| Brunei | >90.0 | 0%/day | 88.7 | 0.73%/day | 10.55 | Unknown | 82.1/100 | 0.0 |
| Cambodia | >90.0 | 0%/day | 89.4 | 0.06%/day | 0.33 | Unknown | 60.4/100 | -9.8 |
| Indonesia | >90.0 | 0%/day | 51.4 | 0.25%/day | 0.14 | Unknown | 56.6/100 | 0.0 |
| Lao PDR | >90.0 | 0%/day | 48.4 | unknown | 12.79 | 25.5 | 71.2/100 | -0.3 |
| Malaysia | >90.0 | 0%/day | 80.3 | 0.02%/day | 18.20 | 4.3 | 62.5/100 | 0.0 |
| Myanmar | 62.6 | unknown- | 27.0 | Unknown | 1.43 | unknown | 81.9/100 | +8.9 |
| Philippines | >90.0 | 0%/day | 33.7 | unknown | 1.39 | 4.9 | 81.3/100 | 0.0 |
| Singapore | >90.0 | 0%/day | >90.3 | unknown | 42.92 | 16.7 | 64.3/100 | -4.2 |
| Thailand | >90.0 | 0%/day | 67.4 | 0.27%/day | 9.68 | 18.0 | 64.9/100 | +1.8 |
| Vietnam | >90.0 | 0%/day | 70.7 | 0.33%/day | 9,56 | 5.7 | 74.7/100 | +6.5 |



Report generated by
ASEAN Biodiaspora Virtual Center (ABVC)
 in collaboration with **Bluedot Inc.**
 Email: support@biodiaspora.org

