

# COVID-19 Situational Report in the ASEAN Region

ASEAN BioDiaspora Virtual Center (ABVC)

as of January 19, 2022



# COVID-19: Highlights and Situation Overview

## Global Update

- Worldwide, there have been over 334 million cases and 5.6 million deaths attributed to COVID-19.
- The World Health Organization (WHO) said on January 18 (Tuesday) that the pandemic will not end as the Omicron variant subsides in some countries, warning the high levels of infection around the world will likely lead to new variants as the virus mutates. WHO's COVID-19 technical lead, Dr. Maria Van Kerkhove, said that new infections have increased by 20% globally over the past week with nearly 19 million total reported cases. She called on governments to strengthen public health measures to bring the virus under better control and head off future waves of infection as new variants emerge.

## Regional Update

- Vietnam has recorded its first three community cases of the Omicron variant and health authorities urged people to increase their vigilance due to the threat from the variant. The three positive cases were detected over the weekend in Ho Chi Minh City and confirmed as Omicron late on January 18 (Tuesday). Vietnam reported 16,838 new COVID-19 infections, bringing the cumulative COVID-19 cases in the country to 2,062,128 as of January 18. Among the new cases, 16,763 were locally transmitted and 75 were imported. The capital city of Hanoi remained the locality with highest number of infections on Tuesday with 2,935 cases, followed by northern Hai Phong city with 1,139 cases and central Da Nang city with 943 cases.
- Malaysia's Ministry of Health reported that a total of 186 new cases of the Omicron variant were detected from January 14 to January 18, bringing the cumulative number of cases involving variants of concern (VOCs) to 6,412. MOH's Director-General said that there were 5,726 cases involving Delta, 439 cases involving Omicron, 233 cases involving Beta and 14 cases involving Alpha. As for variants of interest (VOIs), there were 20 cases: 13 were Theta cases, 4 were Kappa cases and 3 were Eta variant cases. In MOH's daily COVID-19 statement, the country reported 3,245 new COVID-19 cases yesterday (January 18). 98.8% of the new cases were in Categories 1 and 2, which meant that the patients were mostly asymptomatic or had mild symptoms while the rest (1.2% or 39 cases) were in Categories 3, 4 and 5.
- Philippine Department of Health (DOH) confirmed on January 18 (Tuesday) 28,471 new COVID-19 cases, a figure lower than Monday's 37,070 cases. Tuesday's case bulletin showed a positivity rate of 43.4% from 51,738 tests performed. According to the DOH, the country has so far confirmed 3,270,758 cases of COVID-19, which include 2,933,338 recoveries and 52,962 deaths.
- Lao health authorities have eased requirements for COVID-19 patients after being discharged from hospital. According to a notice issued on January 17 by the Department of Health Care and Rehabilitation, asymptomatic patients can be discharged from hospitals 10 days after a positive test result without any further testing requirements. The release of COVID-19 patients from hospitals is now to be dependent on symptoms rather than test results, particularly in the case of asymptomatic patients. Meanwhile, patients with mild symptoms will be able to leave medical facilities after at least 13 days provided they do not have a fever or any respiratory issues. Authorities said that patients who were discharged will now be permitted to resume their usual social and work activity after leaving hospital. The new measures are part of a move by the health sector toward the "new normal" way of life, according to the notice.

## Vaccine Update

- According to Malaysia's Health Ministry's COVIDNOW portal, a total of 22,909,192 or 97.9% of the adult population have completed the vaccination, while 23,188,245 individuals or 99.1% of the group have received at least one dose of COVID-19 vaccine as of January 18 (Tuesday). For adolescents aged 12 to 17, a total of 2,774,961 individuals or 88.2% have completed the vaccination, while 2,861,715 individuals or 91% have received at least one dose of the vaccine. In addition, a total of 127,066 individuals of the adult population in the country received the COVID-19 booster dose on Tuesday, bringing the the cumulative number of booster doses administered in the country to 9,744,147 or to 41.6% of the group. Meanwhile, daily statistics showed that a total of 129,597 doses of vaccine were administered on January 18, which included 1,043 as first dose and 1,488 as second dose. Overall, the cumulative number of vaccine doses administered under the National COVID-19 Immunization Programme (PICK) is 61,275,453.

## Travel Advisories (new update/s)

- Vietnam: National flag carrier Vietnam Airlines resumed its regular flights to Australia since January 15 following approval from authorities. Accordingly, Australia has become the eighth international market tapped by Vietnam Airlines, following the United States, Japan, the Republic of Korea, Singapore, Thailand, Cambodia and Taiwan (China). There will be one weekly flight linking Hanoi and Sydney, and two weekly flights between Ho Chi Minh City (HCM) and Sydney, and HCM and Melbourne. To enter Vietnam, travellers currently have to show a negative RT-PCR test result for SARS-CoV-2 within 72 hours prior to their arrival, along with a negative rapid test result before and after their flights.

## Cases and Deaths as of 19 January 2022

- As of 19 January 2022 (2PM, GMT+8), worldwide, there were **334,288,056** confirmed cases, including **5,577,703** deaths. Globally, Case Fatality Rate (CFR) was **1.7**.
- In **China**, there were **136,355** confirmed cases with **5,700** deaths, including deaths in Hong Kong (213) and Taiwan (851). Confirmed cases in China include confirmed cases in Hong Kong (13,066), Macau (79) and Taiwan (17,951). CFR was **4.2**.
- 15,849,098 confirmed cases** of COVID-19 have been reported in the ASEAN region with a total of **310,655 deaths**, with a CFR of **2.0**.

REGION	COUNTRY	FIRST CONFIRMED CASE(S)	LATEST REPORT ON CONFIRMED CASE(S)	TOTAL CONFIRMED CASES	NEW CASES (7-Day Rolling Average)	TOTAL DEATHS	NEW DEATHS (7-Day Rolling Average)	CASE FATALITY RATE	ESTIMATED NUMBER OF ACTIVE CASES (using cumulative cases in the past 3 weeks)	CUMULATIVE CASES/100,000	NUMBER OF TESTS LAST 14 DAYS/100,000	CUMULATIVE IMMUNIZED	FULLY VACCINATED/100
ASEAN REGION	Brunei	10 Mar 20	18-Jan-22	15,901	131 (27)	98	-	0.6%	440	3,670		406,153	91.0
	Cambodia	27 Jan 20	18-Jan-22	120,847	22 (25)	3,015	-	2.5%	378	733	-	14,308,898	80.9
	Indonesia	02 Mar 20	18-Jan-22	4,273,783	1,362 (905)	144,183	9 (6)	3.4%	11,626	1,579	923	176,629,941	14.8
	Lao PDR	24 Mar 20	18-Jan-22	126,066	733 (792)	500	3 (6)	0.4%	18,326	1,758	215	4,590,479	49.4
	Malaysia	25 Jan 20	18-Jan-22	2,813,934	3,245 (3,128)	31,818	10 (14)	1.1%	67,101	8,807	3,807	26,047,947	78.4
	Myanmar	23 Mar 20	18-Jan-22	533,408	163 (144)	19,305	1 (1)	3.6%	3,408	987	291	21,017,026	30.3
	Philippines	30 Jan 20	18-Jan-22	3,270,758	28,384 (34,898)	52,962	33 (64)	1.6%	431,647	3,025	334	56,110,301	50.1
	Singapore	23 Jan 20	18-Jan-22	294,462	1,448 (1,031)	843	- (1)	0.3%	16,053	5,163	2,330	4,821,829	86.7
	Thailand	13 Jan 20	18-Jan-22	2,337,811	6,397 (7,600)	21,959	18 (16)	0.9%	123,099	3,358	1,023	51,809,191	68.0
	Vietnam	23 Jan 20	18-Jan-22	2,062,128	16,838 (18,814)	35,972	184 (169)	1.7%	381,143	2,138	882	78,618,347	69.7
				<b>15,849,098</b>	<b>58,723</b>	<b>310,655</b>	<b>258</b>	<b>2.0%</b>					

- **318,302,603** confirmed cases of COVID-19 have been reported in **223 countries/states** (other than China, Hong Kong, Taiwan, Macau, and ASEAN countries):

REGION	COUNTRY	FIRST CONFIRMED CASE(S)	LATEST REPORT ON CONFIRMED CASE(S)	TOTAL CONFIRMED CASES	NEW CASES	TOTAL DEATHS	NEW DEATHS	CASE FATALITY RATE	ESTIMATED NUMBER OF ACTIVE CASES (using cumulative cases in the past 3 weeks)	CUMULATIVE CASES/100,00	NUMBER OF TESTS LAST 14 DAYS/100,000	CUMULATIVE IMMUNIZED	FULLY VACCINATED / 100
<b>ASIA PACIFIC</b>	<b>Japan</b>	16 Jan 2020	18-Jan-22	1,938,222	32,197	18,347	9	0.9%	206,586	1,535	832	101,224,065	79.0
	<b>South Korea</b>	20 Jan 2020	18-Jan-22	700,102	4,070	6,378	45	0.9%	84,570	1,354	2,082	44,505,276	85.0
	<b>Nepal</b>	24 Jan 2020	18-Jan-22	868,215	8,730	11,624	1	1.3%	40,452	3,035	456	15,249,129	38.2
	<b>Australia</b>	25 Jan 2020	17-Jan-22	1,425,501	-	2,698	-	0.2%	1,102,216	5,558	8,684	21,009,044	77.7
	<b>Sri Lanka</b>	27 Jan 2020	18-Jan-22	597,707	672	15,231	13	2.5%	13,121	2,741	431	16,206,725	64.5
	<b>India</b>	30 Jan 2020	18-Jan-22	37,618,271	238,018	486,761	310	1.3%	2,818,580	2,753	1,561	912,552,134	47.3
	<b>Afghanistan</b>	24 Feb 2020	18-Jan-22	158,974	148	7,383	2	4.6%	976	418		4,432,926	9.6
	<b>Pakistan</b>	26 Feb 2020	18-Jan-22	1,333,521	5,034	29,029	10	2.2%	39,490	616	290	102,107,155	34.4
	<b>New Zealand</b>	28 Feb 2020	18-Jan-22	15,170	43	52	-	0.3%	1,238	309	3,874	3,989,422	76.1
	<b>Bhutan</b>	05 Mar 2020	18-Jan-22	3,170	101	3	-	0.1%	510	415	37,208	592,564	73.0
	<b>Maldives</b>	07 Mar 2020	18-Jan-22	106,595	1,594	265	-	0.2%	11,373	20,076	13,192	397,179	67.8
	<b>Bangladesh</b>	08 Mar 2020	18-Jan-22	1,632,794	8,407	28,164	10	1.7%	48,771	1,001	201	89,310,521	34.3
	<b>Mongolia</b>	10 Mar 2020	18-Jan-22	411,350	2,135	2,089	3	0.5%	22,595	12,754	6,243	2,267,969	65.1
	<b>Turkey</b>	10 Mar 2020	18-Jan-22	10,591,757	69,658	85,077	157	0.8%	1,226,358	12,695	5,816	57,271,832	61.3
	<b>French Polynesia</b>	12 Mar 2020	14-Jan-22	47,358	-	636	-	1.3%	511	16,957		173,773	56.3
	<b>Guam</b>	15 Mar 2020	17-Jan-22	23,581	-	274	-	1.2%	4,080	14,096		142,947	76.4
	<b>New Caledonia</b>	17 Mar 2020	18-Jan-22	14,157	328	282	-	2.0%	1,467	4,919		184,033	60.8
	<b>Fiji</b>	18 Mar 2020	17-Jan-22	59,785	-	746	-	1.2%	6,647	6,718	-	663,598	67.7
<b>Papua New Guinea</b>	21 Mar 2020	16-Jan-22	36,446	-	596	-	1.6%	309	415	-	288,879	2.5	
<b>Timor Leste</b>	21 Mar 2020	18-Jan-22	19,865	2	122	-	0.6%	32	1,536	-	667,277	41.0	
<b>Northern Mariana Islands</b>	28 Mar 2020	17-Jan-22	3,971	-	21	-	0.5%	1,008	6,940		44,187	80.2	
<b>North Korea</b>	24 Jul 2020	25-Jul-20	1	-	-	-	0.0%	-	0				

	<b>Solomon Islands</b>	03 Oct 2020	07-Jan-22	25	-	-	-	0.0%	3	4		185,485	8.6
	<b>Wallis et Futuna</b>	17 Oct 2020	03-Dec-21	454	-	7	-	1.5%	-	2,833		6,130	55.1
	<b>Marshall Islands</b>	26 Oct 2020	06-Jan-22	7	-	-	-	0.0%	3	12		26,550	29.8
	<b>Vanuatu</b>	11 Nov 2020	14-Dec-21	7	-	1	-	14.3%	-	2		102,308	16.0
	<b>Samoa</b>	18 Nov 2020	17-Dec-21	3	-	-	-	0.0%	-	2		141,724	61.3
	<b>Micronesia</b>	11 Jan 2021	11-Jan-21	1	-	-	-	0.0%	-	1		50,634	42.4
	<b>Palau</b>	31 May 2021	16-Jan-22	119	-	-	-	0.0%	109	661		19,178	78.5
	<b>Tonga</b>	05 Nov 2021	05-Nov-21	1	-	-	-		-	1		73,956	60.1
<b>AMERICAS</b>	<b>USA</b>	21 Jan 2020	18-Jan-22	68,239,371	608,180	876,012	1,691	1.3%	14,090,827	20,790	4,972	248,707,432	62.5
	<b>Canada</b>	25 Jan 2020	18-Jan-22	2,816,409	14,971	31,813	156	1.1%	745,965	7,411	4,120	32,108,535	78.1
	<b>Brazil</b>	26 Feb 2020	17-Jan-22	23,089,509	-	621,478	-	2.7%	829,447	10,904	9	167,330,250	68.8
	<b>Mexico</b>	28 Feb 2020	17-Jan-22	4,385,415	-	301,469	-	6.9%	429,043	3,438	407	82,898,265	58.1
	<b>Saint Martin</b>	01 Mar 2020	13-Jan-22	7,713	-	60	-	0.8%	3,463	20,296			
	<b>Ecuador</b>	01 Mar 2020	16-Jan-22	625,059	-	34,227	-	5.5%	80,956	3,598	678	14,493,488	73.1
	<b>Dominican Republic</b>	01 Mar 2020	18-Jan-22	510,458	5,544	4,269	-	0.8%	95,099	4,753	-	6,967,468	52.4
	<b>Chile</b>	03 Mar 2020	18-Jan-22	1,893,115	7,575	39,427	1	2.1%	91,320	9,989	5,250	17,473,211	87.3
	<b>Argentina</b>	03 Mar 2020	18-Jan-22	7,318,305	120,982	118,420	189	1.6%	1,804,098	16,285	3,692	39,005,575	74.1
	<b>Peru</b>	05 Mar 2020	17-Jan-22	2,631,826	-	203,550	-	7.7%	348,352	8,095	-	24,805,154	67.0
	<b>Costa Rica</b>	06 Mar 2020	17-Jan-22	620,587	-	7,421	-	1.2%	50,031	12,295	1,443	3,965,650	69.9
	<b>Colombia</b>	06 Mar 2020	18-Jan-22	5,596,917	28,849	131,268	138	2.3%	464,640	11,118	2,345	39,170,383	58.2
	<b>French Guiana</b>	06 Mar 2020	18-Jan-22	70,483	1,102	352	1	0.5%	22,852	36,052			
	<b>Martinique</b>	06 Mar 2020	11-Jan-22	59,583	-	795	-	1.3%	11,110	13,764			
	<b>Paraguay</b>	07 Mar 2020	17-Jan-22	504,380	-	16,844	-	3.3%	38,556	7,160	1,657	3,510,071	42.2
	<b>Panama</b>	10 Mar 2020	17-Jan-22	580,324	-	7,528	-	1.3%	90,629	13,666	6,245	3,073,973	56.7
	<b>Bolivia</b>	10 Mar 2020	17-Jan-22	763,392	-	20,291	-	2.7%	177,768	6,631	1,962	6,395,424	41.4
	<b>Honduras</b>	11 Mar 2020	17-Jan-22	385,362	-	10,456	-	2.7%	5,960	3,954		5,034,950	43.6
	<b>Cuba</b>	11 Mar 2020	18-Jan-22	1,005,649	3,150	8,345	4	0.8%	40,647	8,873	-	10,526,250	86.3
	<b>Guyana</b>	11 Mar 2020	17-Jan-22	52,095	-	1,096	-	2.1%	12,944	6,655		416,994	38.4
	<b>Jamaica</b>	12 Mar 2020	18-Jan-22	114,986	1,548	2,551	15	2.2%	22,036	3,900	524	731,042	20.1

<b>St Vincent and the Grenadines</b>	12 Mar 2020	15-Jan-22	6,599	-	87	-	1.3%	749	5,967	-	33,494	23.6
<b>Saint Lucia</b>	13 Mar 2020	17-Jan-22	17,666	-	314	-	1.8%	4,309	9,665		56,499	27.3
<b>Trinidad and Tobago</b>	13 Mar 2020	18-Jan-22	102,024	648	3,224	16	3.2%	11,660	7,314	-	727,405	48.4
<b>Venezuela</b>	13 Mar 2020	17-Jan-22	456,641	-	5,383	-	1.2%	12,658	1,601		18,393,519	40.4
<b>Guatemala</b>	13 Mar 2020	17-Jan-22	653,555	-	16,179	-	2.5%	26,880	3,936	725	6,724,566	27.4
<b>Uruguay</b>	13 Mar 2020	17-Jan-22	520,822	-	6,248	-	1.2%	111,928	15,045	9,831	2,814,781	77.1
<b>Curacao</b>	13 Mar 2020	18-Jan-22	34,368	426	207	1	0.6%	14,723	21,816		105,585	59.0
<b>Puerto Rico</b>	13 Mar 2020	17-Jan-22	418,418	-	3,520	-	0.8%	183,438	13,101		2,895,390	78.0
<b>Suriname</b>	13 Mar 2020	17-Jan-22	65,282	-	1,216	-	1.9%	13,491	11,229		263,209	39.0
<b>Antigua and Barbuda</b>	13 Mar 2020	15-Jan-22	5,321	-	120	-	2.3%	1,062	5,479	-	62,743	60.2
<b>Guadeloupe</b>	13 Mar 2020	13-Jan-22	73,959	-	753	-	1.0%	17,924	16,695			
<b>Cayman Islands</b>	13 Mar 2020	15-Jan-22	11,666	-	15	-	0.1%	3,209	17,962		59,097	86.6
<b>Aruba</b>	14 Mar 2020	18-Jan-22	31,338	362	186	-	0.6%	12,988	29,477		85,307	74.1
<b>Bahamas</b>	15 Mar 2020	15-Jan-22	30,850	-	719	-	2.3%	6,581	7,921	2,418	158,965	37.9
<b>US Virgin Islands</b>	16 Mar 2020	15-Jan-22	13,760	-	91	-	0.7%	5,283	12,904		64,643	51.2
<b>Sint Maarten</b>	17 Mar 2020	17-Jan-22	8,680	-	75	-	0.9%	3,733	21,310		27,377	58.4
<b>Montserrat</b>	17 Mar 2020	18-Jan-22	146	7	1	-	0.7%	101	1,563		1,751	29.9
<b>Barbados</b>	17 Mar 2020	17-Jan-22	35,734	-	271	-	0.8%	7,898	12,450		157,495	50.7
<b>El Salvador</b>	18 Mar 2020	17-Jan-22	123,577	-	3,837	-	3.1%	1,660	1,915	-	4,486,892	63.9
<b>Nicaragua</b>	18 Mar 2020	11-Jan-22	17,563	-	214	-	1.2%	76	268		4,995,870	46.9
<b>Bermuda</b>	18 Mar 2020	17-Jan-22	9,144	-	110	-	1.2%	3,130	14,306		46,503	73.6
<b>Haiti</b>	19 Mar 2020	17-Jan-22	27,819	-	780	-	2.8%	1,843	247	23	125,187	0.7
<b>Dominica</b>	22 Mar 2020	14-Jan-22	7,957	-	48	-	0.6%	1,237	11,081		30,953	39.7
<b>Grenada</b>	22 Mar 2020	17-Jan-22	10,188	-	204	-	2.0%	4,220	9,096		42,052	32.2
<b>Belize</b>	23 Mar 2020	17-Jan-22	41,867	-	611	-	1.5%	10,133	10,725	14,047	231,511	49.7
<b>Turks and Caicos Islands</b>	23 Mar 2020	16-Jan-22	5,110	-	30	-	0.6%	1,827	13,380		29,210	69.2
<b>Saint Kitts and Nevis</b>	24 Mar 2020	17-Jan-22	5,026	-	28	-	0.6%	2,149	9,515	6,431	27,781	48.2
<b>British Virgin Islands</b>	25 Mar 2020	17-Jan-22	5,449	-	47	-	0.9%	2,378	18,145		18,653	56.3

	<b>Anguilla</b>	26 Mar 2020	16-Jan-22	2,109	-	7	-	0.3%	435	15,912		10,157	61.4
	<b>Caribbean Netherlands</b>	01 Apr 2020	17-Jan-22	5,649	-	26	-	0.5%	2,324	31,362		19,109	63.3
	<b>Falkland Islands</b>	03 Apr 2020	06-Jan-22	85	-	-	-	0.0%	2	3,222		2,632	50.3
	<b>Saint Pierre and Miquelon</b>	05 Apr 2020	17-Jan-22	494	-	-	-	0.0%	396	7,045			
	<b>Saint Barthelemy</b>	25 Jul 2020	13-Jan-22	2,927	-	6	-	0.2%	1,032	34,639			
<b>EUROPE</b>	<b>France</b>	24 Jan 2020	18-Jan-22	14,739,297	464,769	127,638	375	0.9%	5,413,039	21,979	22,846	53,441,034	75.3
	<b>Germany</b>	27 Jan 2020	18-Jan-22	8,156,012	95,310	116,610	199	1.4%	1,086,943	9,811	1,791	62,472,585	72.2
	<b>Finland</b>	29 Jan 2020	18-Jan-22	399,329	5,977	1,761	8	0.4%	162,574	7,234	3,917	4,365,075	75.1
	<b>Italy</b>	30 Jan 2020	18-Jan-22	9,018,425	228,123	141,825	434	1.6%	3,262,013	14,957	21,755	49,518,045	75.2
	<b>Russian Federation</b>	31 Jan 2020	18-Jan-22	10,865,512	31,252	322,678	688	3.0%	428,360	7,526	3,708	74,941,857	47.1
	<b>Spain</b>	31 Jan 2020	18-Jan-22	8,518,975	94,472	91,277	284	1.1%	2,486,678	18,096	9,631	40,437,079	81.7
	<b>Sweden</b>	31 Jan 2020	18-Jan-22	1,657,611	97,248	15,516	46	0.9%	363,051	16,116		7,791,147	73.5
	<b>United Kingdom of Great Britain</b>	31 Jan 2020	18-Jan-22	15,399,300	93,890	152,513	438	1.0%	3,021,478	23,041	28,925	52,117,863	70.3
	<b>Belgium</b>	05 Feb 2020	18-Jan-22	2,484,027	73,296	28,661	49	1.2%	431,156	21,630	7,044	9,001,700	76.0
	<b>Switzerland</b>	25 Feb 2020	18-Jan-22	1,755,898	28,949	12,626	13	0.7%	478,334	20,477	11,051	6,032,187	67.5
	<b>Austria</b>	25 Feb 2020	18-Jan-22	1,475,991	16,685	13,942	20	0.9%	207,472	16,627	85,094	6,694,952	73.7
	<b>Croatia</b>	25 Feb 2020	18-Jan-22	826,380	7,548	13,212	55	1.6%	128,428	20,317	5,308	2,280,700	53.5
	<b>Norway</b>	26 Feb 2020	17-Jan-22	523,424	-	1,382	-	0.3%	140,635	9,787	5,036	4,300,948	72.4
	<b>Romania</b>	26 Feb 2020	18-Jan-22	1,928,306	16,760	59,327	70	3.1%	123,851	9,962	4,214	8,029,230	41.4
	<b>Estonia</b>	26 Feb 2020	18-Jan-22	271,500	2,301	1,987	3	0.7%	33,421	20,466	7,821	849,726	62.2
	<b>Georgia</b>	26 Feb 2020	18-Jan-22	1,006,864	7,521	14,512	31	1.4%	78,834	27,063	15,881	1,426,881	30.0
	<b>North Macedonia</b>	26 Feb 2020	18-Jan-22	247,663	2,265	8,139	24	3.3%	23,924	11,887	5,715	842,871	39.2
	<b>Greece</b>	26 Feb 2020	18-Jan-22	1,703,396	23,691	22,197	110	1.3%	597,511	15,895	39,788	7,634,404	69.2
	<b>Denmark</b>	27 Feb 2020	18-Jan-22	1,152,434	31,491	3,519	14	0.3%	424,971	19,806	34,760	4,837,300	80.7
	<b>San Marino</b>	27 Feb 2020	17-Jan-22	10,639	-	103	-	1.0%	2,984	31,421		24,418	63.8
<b>Lithuania</b>	27 Feb 2020	18-Jan-22	575,357	4,755	7,681	21	1.3%	61,527	20,645	6,016	1,935,473	68.8	
<b>Netherlands</b>	27 Feb 2020	18-Jan-22	3,642,696	31,345	21,168	10	0.6%	557,143	21,016	5,968	13,342,689	71.5	
<b>Azerbaijan</b>	27 Feb 2020	18-Jan-22	627,015	930	8,541	12	1.4%	11,703	6,256	1,274	5,200,330	46.1	

<b>Belarus</b>	28 Feb 2020	18-Jan-22	718,098	1,064	5,850	14	0.8%	23,371	7,585	2,292	4,991,491	39.4
<b>Iceland</b>	28 Feb 2020	18-Jan-22	49,972	1,490	44	-	0.1%	24,342	13,831	1,822	298,878	77.3
<b>Ireland</b>	28 Feb 2020	18-Jan-22	1,115,585	5,767	6,035	-	0.5%	384,118	22,576	10,268	3,982,545	77.4
<b>Monaco</b>	29 Feb 2020	18-Jan-22	6,943	106	44	-	0.6%	2,054	17,819		26,672	59.0
<b>Czech Republic</b>	01 Mar 2020	18-Jan-22	2,624,121	20,355	36,910	36	1.4%	169,476	24,594	8,440	6,890,990	62.8
<b>Luxembourg</b>	01 Mar 2020	17-Jan-22	129,092	-	940	-	0.7%	28,889	20,825	9,942	472,404	67.7
<b>Armenia</b>	01 Mar 2020	18-Jan-22	348,145	360	8,022	2	2.3%	3,496	11,771	2,133	973,944	26.4
<b>Latvia</b>	02 Mar 2020	18-Jan-22	309,060	3,706	4,742	8	1.5%	36,108	16,158	8,477	1,328,548	68.5
<b>Portugal</b>	02 Mar 2020	18-Jan-22	1,950,620	43,729	19,380	46	1.0%	647,329	18,994	28,235	9,540,351	90.2
<b>Andorra</b>	02 Mar 2020	14-Jan-22	29,888	-	142	-	0.5%	7,348	38,744	7,743	57,085	66.4
<b>Liechtenstein</b>	03 Mar 2020	18-Jan-22	7,340	75	73	-	1.0%	1,358	19,306	3,388	26,440	67.6
<b>Ukraine</b>	03 Mar 2020	18-Jan-22	3,768,088	8,558	98,549	188	2.6%	118,852	8,490	782	15,022,922	33.0
<b>Slovenia</b>	04 Mar 2020	18-Jan-22	547,013	8,688	5,715	10	1.0%	88,445	26,199	6,213	1,257,572	57.9
<b>Hungary</b>	04 Mar 2020	18-Jan-22	1,355,084	6,851	40,601	94	3.0%	108,395	13,870	3,264	6,321,039	62.9
<b>Poland</b>	04 Mar 2020	18-Jan-22	4,343,130	19,648	102,686	377	2.4%	278,415	11,438	2,804	22,034,108	56.7
<b>Faroe Islands</b>	04 Mar 2020	18-Jan-22	11,313	729	15	-	0.1%	5,872	23,240	103,098	41,557	83.1
<b>Bosnia and Herzegovina</b>	05 Mar 2020	18-Jan-22	321,034	3,342	13,888	47	4.3%	32,158	9,725	487	882,641	22.1
<b>Gibraltar</b>	05 Mar 2020	18-Jan-22	11,064	129	100	-	0.9%	2,767	32,830		41,253	119.2
<b>Slovakia</b>	06 Mar 2020	18-Jan-22	884,604	3,933	17,398	46	2.0%	53,511	16,219	7,734	2,774,694	48.0
<b>Serbia</b>	06 Mar 2020	18-Jan-22	1,467,198	18,006	13,124	26	0.9%	173,804	21,126	5,281	3,323,350	47.0
<b>Vatican City</b>	06 Mar 2020	17-Oct-20	27	-	-	-	0.0%	-	2,932			
<b>Malta</b>	07 Mar 2020	18-Jan-22	64,377	379	509	3	0.8%	15,997	12,807	13,378	456,454	85.3
<b>Moldova</b>	07 Mar 2020	18-Jan-22	393,423	2,681	10,462	10	2.7%	18,358	14,803	-	989,897	24.8
<b>Bulgaria</b>	08 Mar 2020	17-Jan-22	830,604	-	32,247	-	3.9%	93,371	11,907	6,714	1,904,143	28.5
<b>Albania</b>	09 Mar 2020	18-Jan-22	236,486	2,832	3,277	6	1.4%	28,134	8,286	-	1,225,090	38.7
<b>Cyprus</b>	09 Mar 2020	18-Jan-22	230,856	1,975	689	5	0.3%	75,930	19,261	93,055	654,343	69.3
<b>Channel Islands</b>	09 Mar 2020	18-Jan-22	10,509	64	30	-	0.3%	3,517	16,111		54,146	81.0
<b>Jersey</b>	10 Mar 2020	18-Jan-22	26,735	328	94	2	0.4%	8,347	29,440		81,869	76.8
<b>Kazakhstan</b>	13 Mar 2020	18-Jan-22	1,071,130	9,698	13,087	6	1.2%	84,577	5,786	-	9,062,324	45.4
<b>Kosovo</b>	13 Mar 2020	18-Jan-22	166,862	728	2,994	-	1.8%	5,519	9,300			
<b>Uzbekistan</b>	15 Mar 2020	18-Jan-22	207,057	935	1,522	4	0.7%	8,570	617		19,053,693	36.7

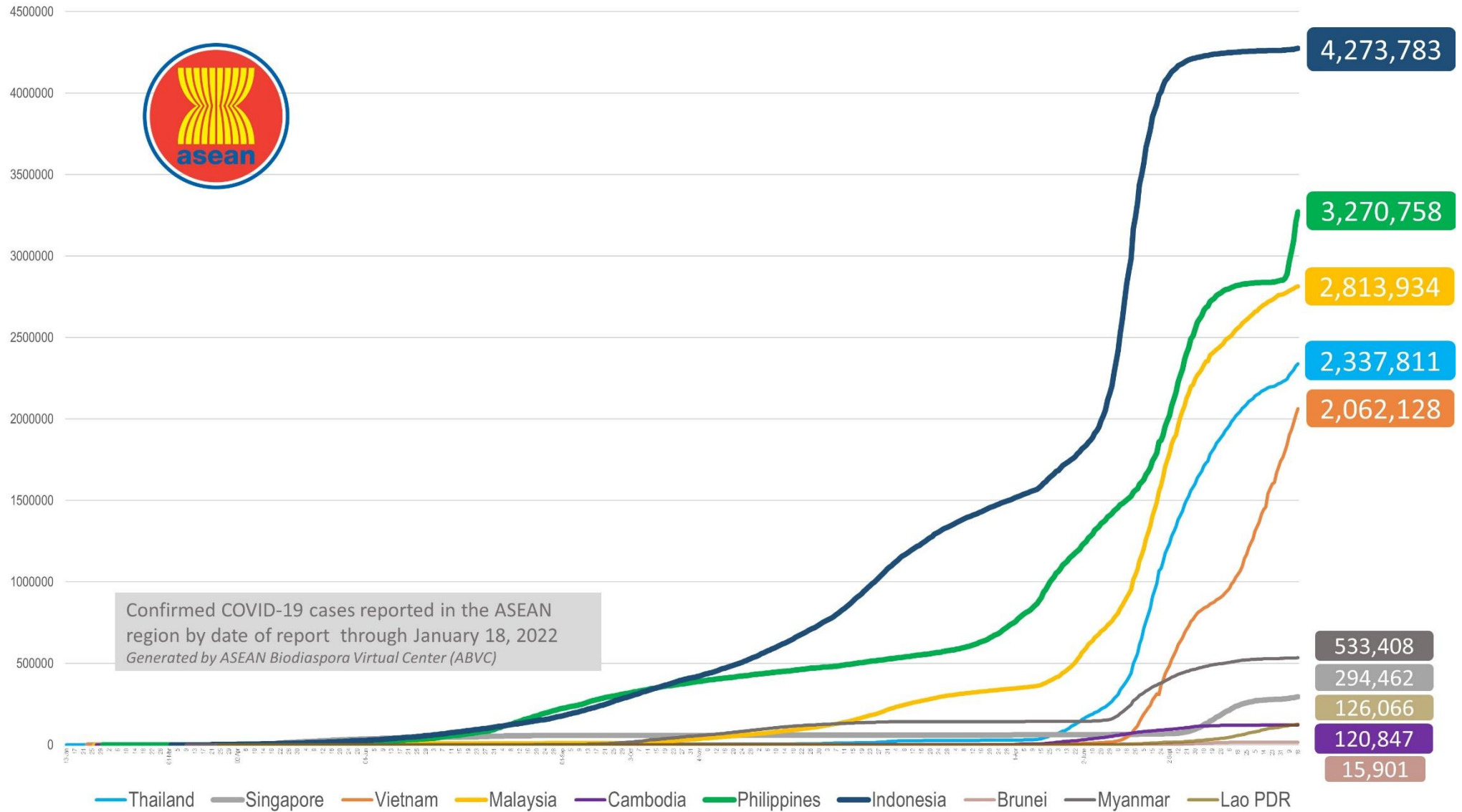


	<b>Greenland</b>	16 Mar 2020	18-Jan-22	8,790	765	3	-	0.0%	6,353	15,634		40,469	67.0
	<b>Montenegro</b>	17 Mar 2020	18-Jan-22	206,676	1,814	2,485	6	1.2%	41,602	33,220		285,668	43.9
	<b>Kyrgyzstan</b>	18 Mar 2020	18-Jan-22	191,288	820	2,836	3	1.5%	6,736	2,963		1,269,521	15.4
	<b>Isle of Man</b>	19 Mar 2020	13-Jan-22	14,126	-	70	-	0.5%	639	16,701		68,978	77.1
	<b>Tajikistan</b>	30 Apr 2020	20-Nov-21	17,095	-	124	-	0.7%	-	183		3,844,805	31.3
<b>MIDDLE EAST</b>	<b>UAE</b>	29 Jan 2020	18-Jan-22	811,029	2,792	2,198	3	0.3%	56,118	8,301	49,977	9,890,572	92.2
	<b>Iran</b>	19 Feb 2020	18-Jan-22	6,227,849	3,653	132,113	18	2.1%	38,992	7,511	1,347	60,350,685	62.6
	<b>Israel</b>	21 Feb 2020	16-Jan-22	1,792,137	-	8,318	-	0.5%	421,130	19,795	42,720	6,671,981	64.8
	<b>Lebanon</b>	21 Feb 2020	18-Jan-22	833,871	7,592	9,412	15	1.1%	117,921	12,163	-	2,405,803	28.5
	<b>Kuwait</b>	24 Feb 2020	18-Jan-22	475,303	4,825	2,479	2	0.5%	59,625	11,298	10,211	3,352,444	74.8
	<b>Oman</b>	24 Feb 2020	18-Jan-22	314,853	1,315	4,122	-	1.3%	9,600	6,329		3,148,894	56.2
	<b>Bahrain</b>	24 Feb 2020	18-Jan-22	313,925	3,019	1,398	-	0.4%	33,443	19,128	20,660	1,210,730	68.0
	<b>Iraq</b>	24 Feb 2020	18-Jan-22	2,125,266	6,487	24,262	10	1.1%	32,391	5,406	509	8,898,519	14.8
	<b>Qatar</b>	29 Feb 2020	18-Jan-22	307,056	3,816	630	3	0.2%	58,254	10,842	-	2,360,308	75.7
	<b>Saudi Arabia</b>	02 Mar 2020	18-Jan-22	626,808	5,873	8,910	2	1.4%	72,887	1,829	5,192	25,220,729	66.5
	<b>Jordan</b>	02 Mar 2020	18-Jan-22	1,111,181	5,175	13,014	10	1.2%	53,886	11,000	8,441	4,331,942	38.3
	<b>Palestine</b>	05 Mar 2020	18-Jan-22	478,084	933	5,031	4	1.1%	8,336	10,204		2,079,315	29.3
	<b>Syria</b>	22 Mar 2020	17-Jan-22	50,748	-	2,950	-	5.8%	581	297		2,277,523	4.8
	<b>Yemen</b>	10 Apr 2020	18-Jan-22	10,349	41	1,992	1	19.2%	226	35		556,652	1.2
<b>AFRICA</b>	<b>Egypt</b>	14 Feb 2020	17-Jan-22	401,308	-	22,179	-	5.5%	18,305	400		36,908,333	23.8
	<b>Algeria</b>	25 Feb 2020	18-Jan-22	227,559	810	6,435	12	2.8%	10,294	529		7,221,896	12.9
	<b>Nigeria</b>	28 Feb 2020	17-Jan-22	251,178	-	3,110	-	1.2%	12,159	125	84	12,722,289	2.4
	<b>Tunisia</b>	02 Mar 2020	17-Jan-22	791,917	-	25,817	-	3.3%	67,825	6,772	2,621	7,040,687	51.3
	<b>Morocco</b>	02 Mar 2020	18-Jan-22	1,059,586	7,756	15,012	18	1.4%	101,992	2,905	890	24,710,686	61.9
	<b>Senegal</b>	02 Mar 2020	18-Jan-22	83,174	188	1,912	3	2.3%	8,658	510	174	1,365,479	5.8
	<b>South Africa</b>	05 Mar 2020	18-Jan-22	3,564,578	3,657	93,551	100	2.6%	140,044	6,087	800	19,476,136	27.3
	<b>Cameroon</b>	06 Mar 2020	10-Jan-22	109,666	-	1,853	-	1.7%	299	424		837,860	2.4
	<b>Togo</b>	06 Mar 2020	17-Jan-22	35,993	-	263	-	0.7%	7,068	445	295	1,406,493	12.5
	<b>Burkina Faso</b>	09 Mar 2020	17-Jan-22	20,249	-	339	-	1.7%	2,617	100		1,108,731	3.4
	<b>Democratic Republic of Congo</b>	10 Mar 2020	17-Jan-22	82,984	-	1,278	-	1.5%	10,635	96		307,807	0.2
	<b>Ivory Coast</b>	11 Mar 2020	16-Jan-22	79,273	-	761	-	1.0%	14,207	308	270	5,155,788	8.5
	<b>Reunion</b>	11 Mar 2020	11-Jan-22	102,216	-	435	-	0.4%	25,614	13,156			
	<b>Ghana</b>	13 Mar 2020	12-Jan-22	154,190	-	1,350	-	0.9%	10,193	507	126	6,682,196	9.2
	<b>Guinea</b>	13 Mar 2020	17-Jan-22	35,602	-	408	-	1.1%	4,364	279		2,469,757	9.6
	<b>Gabon</b>	13 Mar 2020	16-Jan-22	45,405	-	299	-	0.7%	4,332	2,090	2,238	392,898	7.6
	<b>Sudan</b>	13 Mar 2020	16-Jan-22	51,802	-	3,388	-	6.5%	5,510	121		4,016,849	2.8
	<b>Kenya</b>	13 Mar 2020	18-Jan-22	318,249	392	5,504	5	1.7%	32,595	605	-	7,278,811	8.5
	<b>Ethiopia</b>	13 Mar 2020	18-Jan-22	459,486	1,283	7,184	22	1.6%	53,741	410	-	9,368,633	1.4

Central African Republic	14 Mar 2020	14-Jan-22	13,319	-	108	-	0.8%	1,156	281		556,077	7.0
Seychelles	14 Mar 2020	18-Jan-22	32,846	1,748	140	4	0.4%	8,649	33,645		82,348	79.1
Rwanda	14 Mar 2020	18-Jan-22	126,133	565	1,413	2	1.1%	19,146	999	2,059	7,804,111	42.8
Namibia	14 Mar 2020	18-Jan-22	154,664	128	3,833	10	2.5%	8,205	6,200	954	411,163	13.5
Swaziland	14 Mar 2020	18-Jan-22	67,935	57	1,365	2	2.0%	3,062	5,917		348,980	27.2
Mauritania	14 Mar 2020	18-Jan-22	55,858	463	911	2	1.6%	15,121	1,234	-	1,450,549	20.3
Mayotte	14 Mar 2020	17-Jan-22	34,555	-	186	-	0.5%	13,049	21,727			
Equatorial Guinea	15 Mar 2020	17-Jan-22	15,492	-	178	-	1.1%	1,836	1,142	539	249,840	14.1
Republic of Congo	15 Mar 2020	17-Jan-22	23,244	-	371	-	1.6%	3,155	432		734,721	9.9
Benin	16 Mar 2020	12-Jan-22	26,036	-	162	-	0.6%	1,101	221	-	1,815,764	11.4
Liberia	16 Mar 2020	13-Jan-22	7,121	-	287	-	4.0%	893	144		1,017,128	19.0
Tanzania	16 Mar 2020	16-Jan-22	31,395	-	745	-	2.4%	4,912	54		2,079,930	2.2
Somalia	16 Mar 2020	01-Jan-22	24,261	-	1,335	-	5.5%	729	157		1,305,856	5.3
Gambia	17 Mar 2020	17-Jan-22	11,572	-	347	-	3.0%	1,436	493	-	263,056	10.0
Zambia	17 Mar 2020	18-Jan-22	298,032	1,215	3,873	7	1.3%	59,649	1,669	677	806,611	8.1
Mauritius	18 Mar 2020	17-Jan-22	24,903	-	762	-	3.1%	1,610	1,968		954,272	71.9
Djibouti	18 Mar 2020	18-Jan-22	15,089	105	189	-	1.3%	1,486	1,550		108,945	9.9
Niger	19 Mar 2020	17-Jan-22	8,413	-	293	-	3.5%	1,106	36		1,424,863	4.0
Chad	19 Mar 2020	17-Jan-22	6,887	-	185	-	2.7%	1,184	43		285,922	0.6
Zimbabwe	20 Mar 2020	17-Jan-22	226,460	-	5,258	-	2.3%	18,912	1,546	471	4,210,000	21.4
Cape Verde	20 Mar 2020	18-Jan-22	54,637	270	378	2	0.7%	15,292	9,935		321,577	47.7
Madagascar	20 Mar 2020	17-Jan-22	55,827	-	1,169	-	2.1%	6,237	207	78	817,386	2.7
Uganda	21 Mar 2020	16-Jan-22	158,933	-	3,437	-	2.2%	19,854	359	190	10,410,479	3.8
Eritrea	21 Mar 2020	18-Jan-22	9,085	83	89	1	1.0%	1,154	256			
Angola	21 Mar 2020	17-Jan-22	93,974	-	1,866	-	2.0%	17,187	295		8,298,224	12.7
Mozambique	22 Mar 2020	18-Jan-22	220,241	851	2,136	4	1.0%	44,593	725	-	9,921,960	24.2
Libya	24 Mar 2020	17-Jan-22	398,940	-	5,863	-	1.5%	11,397	5,886		1,965,713	13.5
Guinea-Bissau	25 Mar 2020	16-Jan-22	7,034	-	152	-	2.2%	558	366		391,968	1.2
Mali	25 Mar 2020	18-Jan-22	29,039	284	692	-	2.4%	8,752	148		942,853	2.6
Botswana	30 Mar 2020	17-Jan-22	239,887	-	2,534	-	1.1%	27,405	10,413	-	1,171,577	43.4
Sierra Leone	31 Mar 2020	18-Jan-22	7,558	14	125	-	1.7%	739	97		747,044	4.7
Burundi	31 Mar 2020	12-Jan-22	36,371	-	14	-	0.0%	8,040	315		5,474	0.0
Malawi	02 Apr 2020	18-Jan-22	82,975	183	2,480	6	3.0%	10,840	445	-	1,499,419	3.9
South Sudan	05 Apr 2020	17-Jan-22	16,533	-	136	-	0.8%	1,673	149	-	253,049	1.8
Sao Tome and Principe	06 Apr 2020	18-Jan-22	5,634	65	66	-	1.2%	1,844	2,620		88,983	27.5
Comoros	30 Apr 2020	16-Jan-22	7,767	-	159	-	2.0%	1,724	913		335,408	27.7
Lesotho	13May 2020	15-Jan-22	31,734	-	687	-	2.2%	3,326	1,493		648,817	29.7
			<b>318,302,603</b>	<b>2,758,252</b>	<b>5,261,348</b>	<b>6,883</b>	<b>1.7%</b>					

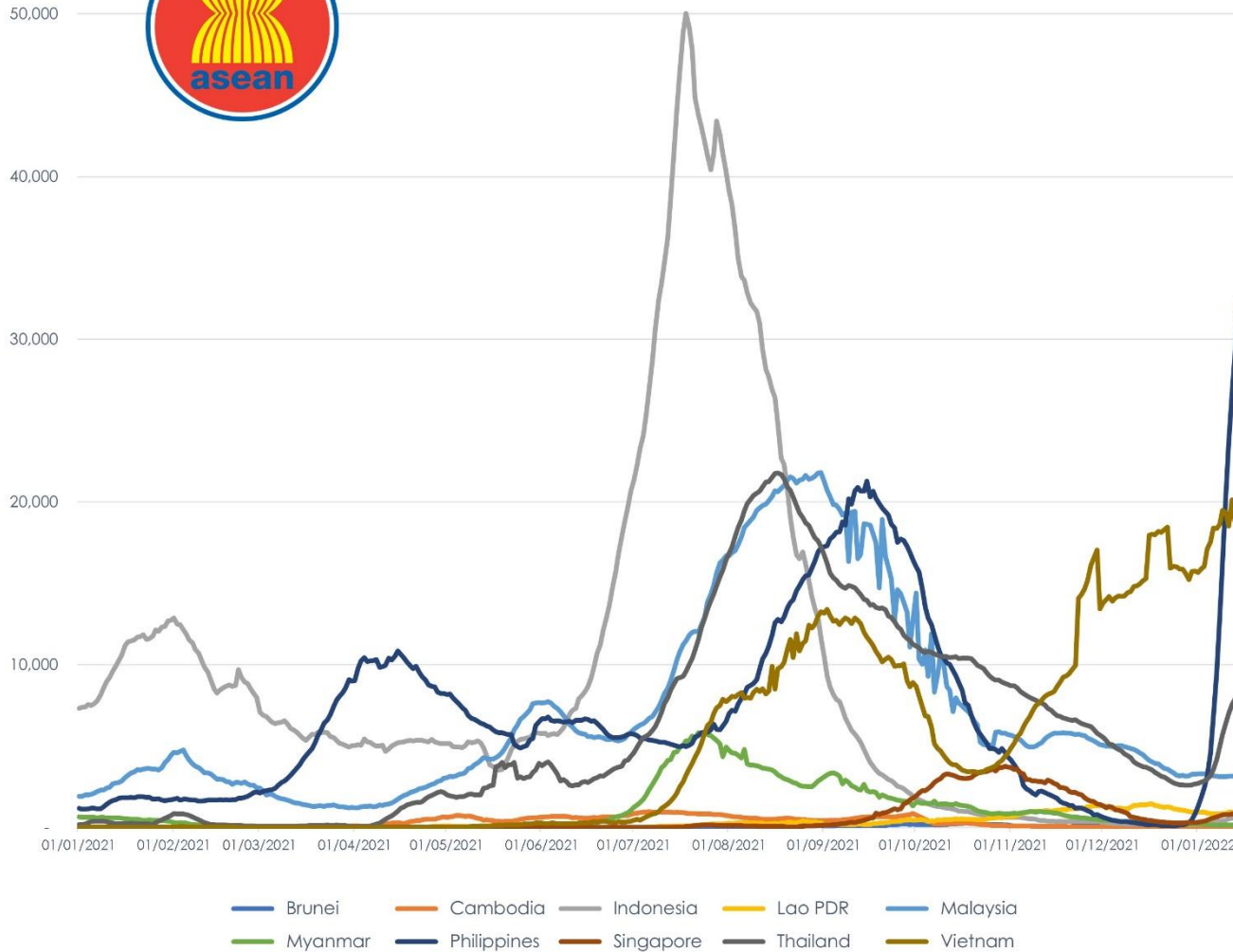
# COVID-19 Epi curve among ASEAN Countries

as of 18 January 2022



# 7-Day Rolling Average of COVID-19 new cases: 2021 to 2022

as of 18 January 2022

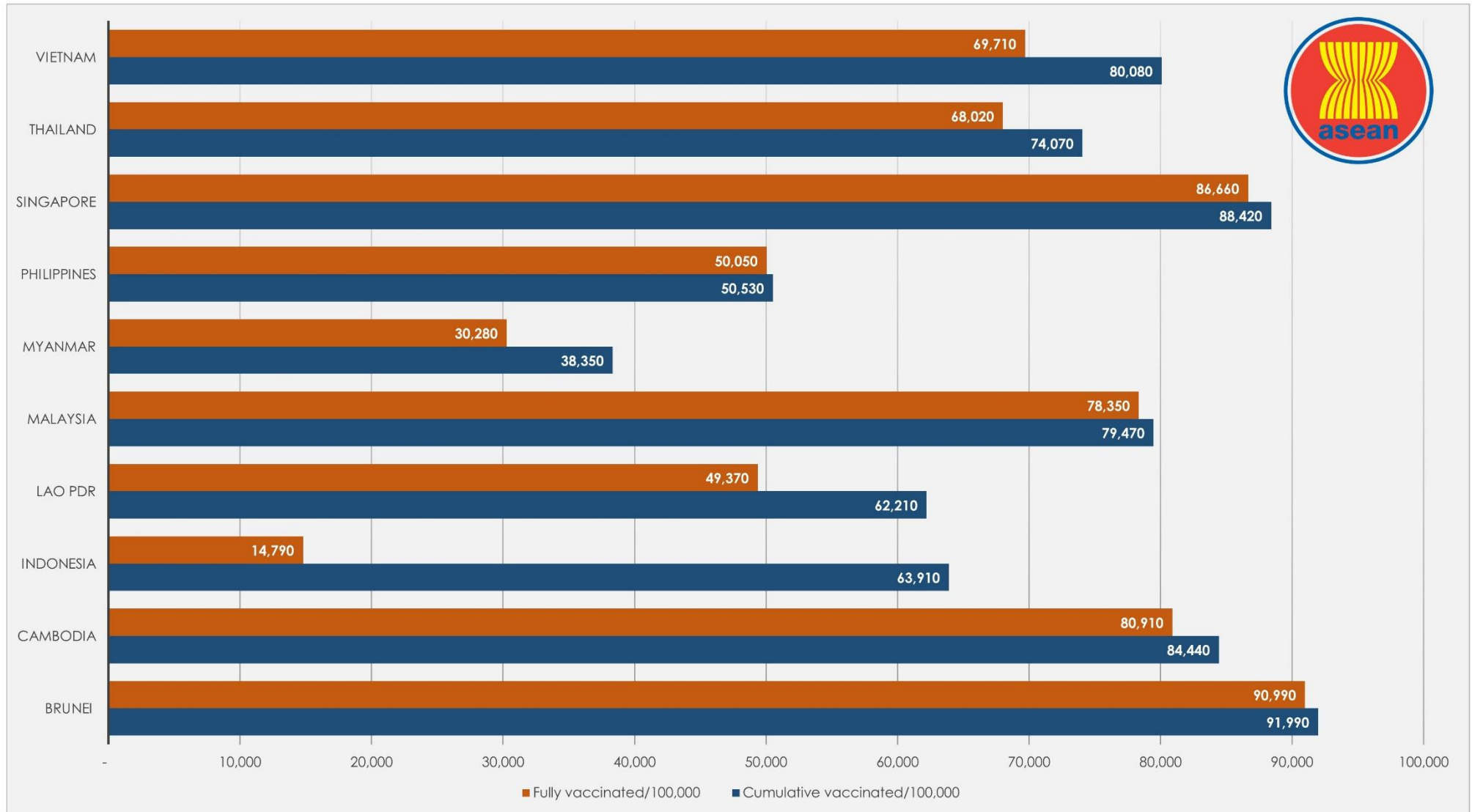


ASEAN Country	New Cases Rate of Change 7-Day Window*	P-value
Brunei	-2.02	0.13
Cambodia	0.73	0.021
Indonesia	56.71	0
Lao PDR	-25.4	0
Malaysia	-6.97	0.064
Myanmar	-1.83	0.063
Philippines	1397.92	0.001
Singapore	31.33	0.002
Thailand	-11.64	0.745
Vietnam	-191.5	0.167

\*\*Beta coefficient of linear line of best fit; equal to the rate of change in the 7-day rolling average of new cases over the past 7 days (as of January 18, 2022)


# COVID-19 Vaccination Status

as of 18 January 2022



# Outlook Assessment

as of 16 January 2022

 <b>ASEAN MEMBER STATE</b>	REQUIREMENT							
	At least <b>80% of the high-risk population has been vaccinated</b> with at least one dose of a COVID-19 vaccine.		At least <b>65% of the total population has a level of immunity</b> to COVID-19; either recovered from COVID-19 or have been vaccinated with at least one dose of a COVID-19 vaccine.		<b>Case levels are generally low</b> (a 7-day rolling average number of daily new cases that is <10 cases per 100,000, with each day's past-14-day test positivity is consistently <5%).		<b>Government Policy</b> on containment and health (strictness and comprehensiveness in COVID-19 related government policies)	
	% of High risk population fully vaccinated	Population vaccinated/day (7-day average)	% of Total population fully vaccinated	Population vaccinated/day (7-day average)	Daily cases/100,000	Test positivity last 14 days	Containment and health index score - Oxford COVID-19 Government Response Tracker (OxCGRT)	Change over the past 30 days
Brunei	≥90.0	Unknown	≥ 90.0	Unknown	2.37	Unknown	63.1/100	-4.8
Cambodia	≥90.0	0%/day	87.0	0.03%/day	0.16	Unknown	55.4/100	0.0
Indonesia	61.3	0.76%/day	15.7	unknown	0.31	0.3	63.4/100	+1.8
Lao PDR	≥90.0	0%/day	53.9	Unknown	11.58	33.5	68.2/100	0.0
Malaysia	≥90.0	0%/day	78.8	0.01%/day	9.76	2.7	55.7/100	-1.8
Myanmar	82.5	unknown-	29.4	Unknown	0.29	1.1	78.9/100	0.0
Philippines	≥90.0	0%/day	53.4	0.57%/day	32.2	18.9	80.1/100	0.0
Singapore	≥90.0	0%/day	83.8	0.03%/day	13.66	2.8	62.9/100	-1.4
Thailand	≥90.0	0%/day	66.0	unknown	11.07	10.7	55.4/100	0.0
Vietnam	78.0	unknown	73.8	unknown	16.17	22.1	74.4/100	0.0

