

COVID-19 Situational Report in the ASEAN Region

ASEAN BioDiaspora Virtual Center (ABVC)

as of March 14, 2022



Canada



COVID-19: Highlights and Situation Overview

Global Update

- Worldwide, there have been over 458 million cases and over 6 million deaths attributed to COVID-19.
- Based on the BlueDot COVID-19 Data Suite, as of March 10, the top five countries with the highest seven-day rolling average number of daily new cases are South Korea, Vietnam, Germany, Russia, and the Netherlands. The top five countries with the highest seven-day rolling average number of daily new cases per million population are Brunei Darussalam, Iceland, South Korea, Hong Kong, and Liechtenstein. As of March 10, Europe is the continent with the largest proportion of countries (53%, or 27 out of 51) with a high incidence rate (>350 per 100,000 over the past 14 days) and a stable or increasing trend in daily new cases over the last seven days. South America has the highest proportion of countries (14%, or 2 out of 14) with a low (≤ 140) to moderate (140.1 - 350) incidence rate and an increasing trend in new cases over the last seven days. Africa has the highest proportion of countries (77%, or 43 out of 56) reporting a low incidence rate (≤ 140) with a stable or decreasing trend in new cases. Of note, many countries may be underreporting cases due to limited or restricted testing capacity and limited reporting of at-home rapid antigen tests. According to the BlueDot COVID-19 Data Suite, on February 1, the seven-day rolling average number of daily new cases reached a peak of 197,232 cases, while the seven-day rolling average number of new deaths sat at 360 new deaths. Subsequently, both cases and deaths fell to their lowest point on February 27. However, as noted by the United Kingdom Health Security Agency's (UKHSA) Weekly national Influenza and COVID-19 surveillance report which contains data up until March 6, COVID-19 case rates have been increasing across the country for all ethnic and age groups when compared to the previous week, while COVID-19 deaths (a lagging indicator) continued to decrease. The BlueDot COVID-19 Data Suite shows that the seven-day rolling average number of daily new cases as of March 10, was 54,754 new cases and the seven-day rolling average number of new deaths was 104 deaths. Both numbers show a drop following the early February peak yet remain highly elevated as compared to the previous wave. The UKHSA report has also shown that for Pillar Two (swab testing for the wider population outside of Public Health England labs and National Health Service Hospitals), the test positivity is approximately 22.5%; a high-test positivity such as this suggests that there likely is underreporting and many more cases amongst the public. In a statement from the UK Scientific Advisory Group for Emergencies updated on February 11, when modelling the COVID-19 situation in the UK, the group moved away from focusing on hospital occupancy and towards hospital admissions. This was due to the relation between Omicron infections and shorter length of hospital stays. This meant that milder infections were not being accurately estimated. The UKHSA reports that between February 28 and March 6 the weekly hospital admission rate for COVID-19 increased from 9.84 per 100,000 to 11.26 per 100,000, when compared to the previous week. It was noted that the highest hospital admission rate was within the cohort aged 85 years and older.
- The European Centre for Disease Prevention and Control (ECDC) has reported for the week ending on March 6, that the European Union and European Economic Area (EU/EEA) overall had a high yet decreasing case rate. Looking at countries within the EU/EEA specifically, a few countries such as Liechtenstein, Austria and the Netherlands are showing increasing trends, which, similar to the United Kingdom (UK), are not included in the ECDC report. It is noted that most countries appear to have passed the peak of the Omicron wave, however, this trend is blurred given that many countries have changed their population testing strategy and shifted to focusing on severe cases.
- The World Health Organization (WHO) technical lead of COVID-19, Dr. Maria Van Kerkhove, said that they think "Deltacron" is a result of contamination that has happened during the sequencing process. She, however, clarified saying that it's possible for an individual to be

infected with different variants of SARS-CoV-2. The WHO technical lead also stated that there have been examples of coinfection, in which people were infected with both influenza and COVID-19 "throughout this pandemic."

- China is currently battling their worst COVID-19 outbreak for two years as cases double in 24 hours. China reported nearly 3,400 COVID-19 cases on March 13, double of March 12, forcing the authorities to temporarily lock down individual schools, businesses, restaurants and malls over close-contact fears in Shanghai and lock down several north-eastern cities. Almost 19 provinces in the China are battling Omicron and Delta variants driving local authorities to ramp up efforts to contain infections.

Regional Update

- Singapore will implement streamlined COVID-19 safe management measures starting March 15. The streamlined rules will focus on five areas - group sizes, mask-wearing, workplace requirements, safe distancing and capacity limits. The maximum group size for social gatherings remains at five. But as previously announced, the maximum number of unique visitors per household will be adjusted from five people per day, to five people at any one time. Wearing a mask will continue to be the default but distancing will no longer be required although it is encouraged. Safe distancing is still a must when masks are not worn, and the required distance will be fixed at 1m for all settings. For event sizes, they will be set based on the capacity of the venue. Specific size limits for events like religious services, business events, funerals, solemnizations, wedding receptions and mask-on classes will be lifted. For settings or events with 1,000 people or fewer, these can proceed without being subject to any capacity limits, but for large events and settings with more than 1,000 people, a capacity limit of 50% will be imposed "as a precaution" due to "greater infection risks". The total number of daily COVID-19 cases in the country has dipped below 10,000 for the first time in about a month, with 9,701 new cases reported on March 13 (Sunday) and 6 new deaths, bringing the total number of cases and deaths to 939,436 and 1,145, respectively.

Vaccine Update

- A total of 10 countries accounted for 67.1% of all vaccinations administered globally as of March 10. The top five countries with the highest number of cumulative people fully vaccinated per 100,000 population are Gibraltar (121,570), United Arab Emirates (95,430), Portugal (92,590), Brunei Darussalam (91,610), and Singapore (90,460). Conversely, the five countries with the lowest number of cumulative people fully vaccinated per 100,000 population are Burundi (70), the Democratic Republic of the Congo (480), Chad (840), Haiti (910), and Yemen (1,260).
- Based on Malaysia's CovidNow portal, a total of 22,934,957 individuals or 97.5% of the group have completed COVID-19 vaccination, 23,211,514 individuals or 98.7% have received at least one dose of the vaccine, and 15,280,702 individuals or 64.9% have received a COVID-19 booster dose as of March 13 (Sunday). In addition, a total of 2,837,197 individuals or 91.2% of the adolescent population aged 12 to 17 have been fully vaccinated against COVID-19 while 2,937,206 or 94.4% of the group have received at least one dose of the vaccine. For children aged five to 11, a total of 1,167,019 individuals or 32.9 per cent of the group have received the first dose of the COVID-19 vaccine under the National COVID-19 Immunization Programme for Children (PICKids). On Sunday, a total of 45,025 doses of vaccine were administered, with 23,489 as first doses, 1,349 as second doses and 20,187 as booster doses, bringing the cumulative total vaccine doses dispensed under the National COVID-19 Immunization Programme (PICK) to 68,159,756.

- In Philippines's, Sinovac's COVID-19 vaccine, will be administered to children after the country's Food and Drug Administration (FDA) granted the vaccine an emergency use authorization (EUA) amendment. The FDA approved the vaccine's use for children aged six and above, and the second vaccine to be granted an EUA for children below 12 years old.

Travel Advisories (new update/s)

- Singapore: Starting March 15 (Tuesday), travellers on vaccinated travel lanes or arriving from places with low infection rates will only need to do an unsupervised self-swab antigen rapid test (ART) within 24 hours of entering Singapore. Travellers will have to report the unsupervised self-swab ART test result via sync.gov.sg before proceeding with their activities in Singapore. Travellers will also have to take a pre-departure test within 2 days before leaving for Singapore.

Cases and Deaths as of 14 March 2022

- As of 14 March 2022 (2PM, GMT+8), worldwide, there were **458, 381, 242** confirmed cases, including **6,073,655** deaths. Globally, Case Fatality Rate (CFR) was **1.3**.
- In **China**, there were **811,283** confirmed cases with **9,218** deaths, including deaths in Hong Kong (3,729) and Taiwan (853). Confirmed cases in China include confirmed cases in Hong Kong (674,447), Macau (82) and Taiwan (21,288). CFR was **1.1**.
- 24,400,348 confirmed cases** of COVID-19 have been reported in the ASEAN region with a total of **332,987 deaths**, with a CFR of **1.4**.

REGION	COUNTRY	FIRST CONFIRMED CASE(S)	LATEST REPORT ON CONFIRMED CASE(S)	TOTAL CONFIRMED CASES	NEW CASES (7-Day Rolling Average)	TOTAL DEATHS	NEW DEATHS (7-Day Rolling Average)	CASE FATALITY RATE	CUMULATIVE CASES/100,000	NUMBER OF TESTS LAST 14 DAYS/100,000	CUMULATIVE VACCINATED	CUMULATIVE FULLY VACCINATED	CUMULATIVE BOOSTERED	FULLY VACCINATED / 100
ASEAN REGION	Brunei	10 Mar 20	13-Mar-22	112,093	2,555 (3,321)	166	3 (3)	0.1%	25,871		407,674	404,502	118,331	91.6
	Cambodia	27 Jan 20	13-Mar-22	134,068	125 (238)	3,047	1 (1)	2.3%	813	208	14,747,354	13,880,074	8,711,113	81.9
	Indonesia	02 Mar 20	13-Mar-22	5,890,495	11,585 (20,253)	152,166	215 (285)	2.6%	2,177	840	193,229,478	150,773,781	14,600,781	54.6
	Lao PDR	24 Mar 20	13-Mar-22	146,328	394 (310)	641	- (2)	0.4%	2,041	134	5,206,859	4,373,467		59.3
	Malaysia	25 Jan 20	13-Mar-22	3,823,571	22,535 (28,709)	33,807	87 (83)	0.9%	11,967	6,480	27,291,721	25,770,666	15,259,493	78.6
	Myanmar	23 Mar 20	13-Mar-22	605,347	487 (986)	19,409	3 (3)	3.2%	1,120	471	24,322,148	21,336,252		38.9
	Philippines	30 Jan 20	13-Mar-22	3,670,739	562 (457)	57,610	169 (84)	1.6%	3,395	-	56,110,301	63,091,847	10,137,875	56.8
	Singapore	23 Jan 20	12-Mar-22	929,735	- (13,845)	1,139	- (9)	0.1%	16,301		4,994,166	4,933,358	3,723,755	90.5
	Thailand	13 Jan 20	13-Mar-22	3,184,825	23,584 (22,590)	23,712	66 (68)	0.7%	4,574	543	54,352,057	49,885,560	21,639,879	71.3
Vietnam	23 Jan 20	13-Mar-22	5,903,147	454,212 (238,661)	41,290	62 (81)	0.7%	6,120	1,993	79,640,545	77,546,785	42,090,262	79.0	
				24,400,348	516,039	332,987	606	1.4%						

Note: Population of each member state has remained constant.

- 433,169,611 confirmed cases** of COVID-19 have been reported in **216 countries/states** (other than China, Hong Kong, Taiwan, Macau, and ASEAN countries):

REGION	COUNTRY	FIRST CONFIRMED CASE(S)	LATEST REPORT ON CONFIRMED CASE(S)	TOTAL CONFIRMED CASES	NEW CASES	TOTAL DEATHS	NEW DEATHS	CASE FATALITY RATE	CUMULATIVE CASES/ 100,000	NUMBER OF TESTS LAST 14 DAYS/ 100,000	CUMULATIVE IMMUNIZED	FULLY VACCINATED / 100	CUMULATIVE BOOSTERED	FULLY VACCINATED / 100
ASIA PACIFIC	Japan	16-Jan-20	13-Mar-22	5,760,484	50,949	25,999	90	0.5%	4,562	1442.65	101,875,160	100,390,149	35,784,905	79.6
	South Korea	20-Jan-20	13-Mar-22	6,556,453	350,176	10,395	251	0.2%	12,679	11287.26	44,907,369	44,434,250	32,102,254	86.6
	Nepal	24-Jan-20	13-Mar-22	977,937	59	11,950	0	1.2%	3,418	311.65	21,773,697	18,399,451	1,688,819	62.0
	Australia	25-Jan-20	13-Mar-22	3,193,065	27,116	5,586	15	0.2%	12,449	3917.61	22,128,293	20,696,352	12,195,821	80.3
	Sri Lanka	27-Jan-20	13-Mar-22	656,041	311	16,397	7	2.5%	3,009	381.11	16,945,836	14,251,784	7,542,346	66.3
	India	30-Jan-20	13-Mar-22	42,990,991	3,116	515,850	47	1.2%	3,146	741.89	968,594,304	810,857,880	19,959,532	58.2
	Afghanistan	24-Feb-20	13-Mar-22	176,201	162	7,643	2	4.3%	463	0.00	4,952,744	4,281,934		10.8
	Pakistan	26-Feb-20	13-Mar-22	1,518,692	609	30,307	3	2.0%	701	199.34	128,074,138	101,881,176	4,869,245	45.2
	New Zealand	28-Feb-20	13-Mar-22	362,109	14,533	101	8	0.0%	7,364	2894.69	4,276,665	3,976,210	2,547,457	77.6
	Bhutan	05-Mar-20	13-Mar-22	17,620	470	7	0	0.0%	2,309	0.00	596,568	574,736	351,962	73.7
	Maldives	07-Mar-20	13-Mar-22	174,658	291	297	0	0.2%	32,895	4993.29	398,315	371,410	142,239	68.3
	Bangladesh	08-Mar-20	13-Mar-22	1,949,486	233	29,111	3	1.5%	1,196	145.64	126,123,736	89,081,460	4,753,180	53.6
	Mongolia	10-Mar-20	13-Mar-22	466,911	94	2,177	0	0.5%	14,477	2748.11	2,272,019	2,173,594	1,027,907	65.3
	Turkey	10-Mar-20	13-Mar-22	14,551,665	17,426	96,487	138	0.7%	17,442	5391.23	57,733,973	52,895,872	35,605,607	62.2
	French Polynesia	12-Mar-20	11-Mar-22	70,436	-	645	0	0.9%	25,220		183,990	180,807		64.0
	Guam	15-Mar-20	12-Mar-22	46,299	-	337	0	0.7%	27,675		151,258	136,625		81.1
	New Caledonia	17-Mar-20	11-Mar-22	59,217	-	305	0	0.5%	20,576		187,823	179,468		62.3
	Fiji	18-Mar-20	11-Mar-22	64,067	-	834	0	1.3%	7,199	562.39	668,239	620,913	109,310	68.8
	Papua New Guinea	21-Mar-20	03-Mar-22	41,533	-	639	0	1.5%	473	0.00	310,659	250,256		2.7
	Timor Leste	21-Mar-20	12-Mar-22	22,789	-	129	0	0.6%	1,762	0.00	679,946	573,462		42.7
Northern Mariana Islands	28-Mar-20	11-Mar-22	10,379	-	30	0	0.3%	18,140		45,219	43,030		83.0	
North Korea	24-Jul-20	25-Jul-20	1	-	-	0	0.0%	0						
Solomon Islands	03-Oct-20	10-Mar-22	8,491	-	118	0	1.4%	1,268		214,939	100,347		14.3	
Wallis et Futuna	17-Oct-20	03-Dec-21	454	-	7	0	1.5%	2,833		6,450	6,399		57.7	
Marshall Islands	26-Oct-20	06-Jan-22	7	-	-	0	0.0%	12		30,112	24,915		32.1	
Vanuatu	11-Nov-20	12-Mar-22	207	-	1	0	0.5%	69	0.00	114,284	85,180		27.1	

	Samoa	18-Nov-20	13-Mar-22	48	-	-	0	0.0%	24		145,989	130,289		65.1
	Micronesia	11-Jan-21	11-Jan-21	1	-	-	0	0.0%	1		61,797	50,879		49.7
	Palau	31-May-21	12-Mar-22	3,899	-	6	0	0.2%	21,651		20,298	17,999		83.6
	Tonga	05-Nov-21	13-Mar-22	1,708	326	2	0	0.1%	1,635		76,910	70,283		65.8
	Kiribati	25-Jan-22	13-Mar-22	3,027	8	13	0	0.4%	2,574		76,491	50,428		41.5
	Cook Islands	17-Feb-22	13-Mar-22	316	0	0	0	0	1,477		14,930	12,787		72.8
AMERICAS	Niue		09-Mar-22	1	-				46					
	USA	21-Jan-20	13-Mar-22	81,171,828	2,294	993,749	56	1.2%	24,729	1832.86	254,492,315	216,587,984	95,896,178	65.2
	Canada	25-Jan-20	13-Mar-22	3,365,544	2,497	37,200	0	1.1%	8,855	1381.67	32,617,149	31,008,153	17,955,730	81.5
	Brazil	26-Feb-20	12-Mar-22	29,361,024	-	655,234	0	2.2%	13,866	605.52	179,715,577	157,623,243	70,098,817	73.7
	Mexico	28-Feb-20	12-Mar-22	5,605,636	-	321,054	0	5.7%	4,394	66.65	85,413,399	79,345,826		60.9
	Saint Martin	01-Mar-20	03-Mar-22	9,912	-	63	0	0.6%	26,083					
	Ecuador	01-Mar-20	09-Mar-22	843,760	-	35,316	0	4.2%	4,857	193.78	14,795,402	13,614,537	4,543,716	76.1
	Dominican Republic	01-Mar-20	13-Mar-22	576,641	274	4,374	0	0.8%	5,370	366.03	7,155,130	5,871,320	2,254,862	53.6
	Chile	03-Mar-20	13-Mar-22	3,301,747	15,271	43,879	94	1.3%	17,422	4659.04	17,828,485	17,283,367	14,864,259	90.0
	Argentina	03-Mar-20	13-Mar-22	8,971,432	1,236	127,187	65	1.4%	19,964	712.13	40,487,292	36,358,406	17,785,072	79.7
	Peru	05-Mar-20	12-Mar-22	3,535,726	-	211,482	0	6.0%	10,876	1368.26	27,827,388	24,617,701	10,467,183	73.8
	Costa Rica	06-Mar-20	11-Mar-22	822,935	-	8,160	0	1.0%	16,304	1076.26	4,235,270	3,859,818	1,487,215	75.1
	Colombia	06-Mar-20	13-Mar-22	6,076,819	486	139,297	14	2.3%	12,072	573.03	41,562,091	34,062,856	9,293,334	66.4
	French Guiana	06-Mar-20	11-Mar-22	78,075	-	394	0	0.5%	39,935					
	Martinique	06-Mar-20	08-Mar-22	126,221	-	900	0	0.7%	29,157					
	Paraguay	07-Mar-20	12-Mar-22	645,768	-	18,529	0	2.9%	9,167	364.94	3,828,122	3,233,060	1,156,981	44.8
	Panama	10-Mar-20	12-Mar-22	759,461	-	8,132	0	1.1%	17,885	1492.31	3,386,244	2,966,931	1,384,727	67.7
	Bolivia	10-Mar-20	12-Mar-22	897,351	-	21,473	0	2.4%	7,794	297.70	6,969,101	5,660,552	1,085,444	47.8
	Honduras	11-Mar-20	12-Mar-22	416,729	-	10,834	0	2.6%	4,276		5,443,384	4,616,205	1,735,699	45.9
	Cuba	11-Mar-20	13-Mar-22	1,076,785	556	8,503	0	0.8%	9,501	0.00	10,618,156	9,893,721	6,069,793	87.4
Guyana	11-Mar-20	12-Mar-22	63,127	-	1,224	0	1.9%	8,065	0.00	434,878	331,703	53,455	42.0	
Jamaica	12-Mar-20	13-Mar-22	128,379	25	2,845	1	2.2%	4,354	826.65	773,981	662,411	30,750	22.3	
St Vincent and the Grenadines	12-Mar-20	03-Mar-22	6,742	-	106	0	1.6%	6,096	124.79	35,873	29,874	3,379	26.9	
Saint Lucia	13-Mar-20	12-Mar-22	22,847	14	365	1	1.6%	12,499	1336.51	57,888	52,269	6,736	28.4	
Trinidad and Tobago	13-Mar-20	12-Mar-22	132,708	-	3,681	0	2.8%	9,513	0.00	743,623	705,773	140,423	50.3	

Venezuela	13-Mar-20	12-Mar-22	518,303	-	5,657	0	1.1%	1,818		22,157,232	14,287,370	410,887	49.8
Guatemala	13-Mar-20	12-Mar-22	804,709	-	17,144	0	2.1%	4,846	0.00	7,332,849	5,783,150	2,025,508	31.7
Uruguay	13-Mar-20	12-Mar-22	863,365	-	7,090	0	0.8%	24,940	2706.07	2,964,483	2,800,858	2,061,061	80.4
Curacao	13-Mar-20	11-Mar-22	39,459	-	265	0	0.7%	25,047		107,280	98,328	40,024	59.7
Puerto Rico	13-Mar-20	12-Mar-22	475,768	-	4,150	0	0.9%	14,897		3,054,906	2,614,908		81.9
Suriname	13-Mar-20	12-Mar-22	78,754	-	1,321	0	1.7%	13,546	570.38	266,637	236,131	46,313	39.9
Antigua and Barbuda	13-Mar-20	12-Mar-22	7,466	-	135	0	1.8%	7,688	0.00	63,704	61,327		62.1
Guadeloupe	13-Mar-20	09-Mar-22	130,705	-	843	0	0.6%	29,505					
Cayman Islands	13-Mar-20	09-Mar-22	20,073	-	21	0	0.1%	30,906		61,502	59,726		89.8
Aruba	14-Mar-20	11-Mar-22	33,796	-	212	0	0.6%	31,789		87,621	80,693		75.3
Bahamas	15-Mar-20	12-Mar-22	33,194	-	771	0	2.3%	8,523	1244.73	164,099	155,124	23,368	39.1
US Virgin Islands	16-Mar-20	11-Mar-22	15,556	-	109	0	0.7%	14,589		67,939	56,196		52.9
Sint Maarten	17-Mar-20	12-Mar-22	9,605	-	85	0	0.9%	23,580		27,857	25,848		59.5
Montserrat	17-Mar-20	05-Mar-22	166	-	2	0	1.2%	1,777		1,869	1,749		35.1
Barbados	17-Mar-20	12-Mar-22	56,922	-	324	0	0.6%	19,832	3674.59	160,577	150,271		52.2
El Salvador	18-Mar-20	11-Mar-22	156,364	-	4,095	0	2.6%	2,423	0.00	4,569,063	4,258,480	1,406,719	65.3
Nicaragua	18-Mar-20	08-Mar-22	18,203	-	222	0	1.2%	278		5,498,389	4,113,547		61.4
Bermuda	18-Mar-20	10-Mar-22	11,850	-	124	0	1.0%	18,539		47,784	46,375	31,766	74.7
Haiti	19-Mar-20	12-Mar-22	30,446	-	827	0	2.7%	270	232.57	157,571	107,268		0.9
Dominica	22-Mar-20	10-Mar-22	11,502	-	62	0	0.5%	16,018		32,251	29,764		41.2
Grenada	22-Mar-20	28-Feb-22	13,690	-	216	0	1.6%	12,223		43,005	37,504	5,502	33.2
Belize	23-Mar-20	11-Mar-22	57,034	-	652	0	1.1%	14,611	2782.10	235,178	207,885	40,362	51.3
Turks and Caicos Islands	23-Mar-20	10-Mar-22	5,874	-	36	0	0.6%	15,381		31,165	29,160		74.3
Saint Kitts and Nevis	24-Mar-20	12-Mar-22	5,540	-	42	0	0.8%	10,488	937.09	31,162	26,294	3,011	49.1
British Virgin Islands	25-Mar-20	12-Mar-22	6,104	-	62	0	1.0%	20,326		18,923	17,325		57.0
Anguilla	26-Mar-20	07-Mar-22	2,574	-	9	0	0.3%	19,421		10,439	9,562	2,419	63.2
Caribbean Netherlands	01-Apr-20	07-Mar-22	7,614	-	31	0	0.4%	42,272		19,109	16,736		63.3
Falkland Islands	03-Apr-20	12-Mar-22	118	-	-	0	0.0%	4,473		2,632	1,775		50.3
Saint Pierre and Miquelon	05-Apr-20	11-Mar-22	1,316	-	1	0	0.1%	18,768					
EUROPE	Saint Barthelemy	25-Jul-20	03-Mar-22	3,780	-	6	0	0.2%	44,734				

France	24-Jan-20	13-Mar-22	23,514,144	60,422	140,109	29	0.6%	35,064	3947.91	53,990,502	52,393,326	35,899,066	77.7
Germany	27-Jan-20	13-Mar-22	17,250,747	206,107	126,212	135	0.7%	20,751	2222.40	63,564,892	62,948,293	48,068,160	75.0
Finland	29-Jan-20	11-Mar-22	734,262	-	2,653	0	0.4%	13,301	2548.26	4,459,574	4,239,876	2,788,958	76.4
Italy	30-Jan-20	13-Mar-22	13,373,207	50,079	156,868	86	1.2%	22,179	7753.15	50,676,254	47,689,435	38,182,601	79.0
Russian Federation	31-Jan-20	13-Mar-22	17,335,186	44,989	360,811	596	2.1%	12,007	2622.39	78,864,152	72,209,922	12,545,615	49.5
Spain	31-Jan-20	11-Mar-22	11,223,974	-	101,135	0	0.9%	23,842	1785.00	41,089,269	39,845,453	24,114,643	85.2
Sweden	31-Jan-20	11-Mar-22	2,466,577	-	17,765	0	0.7%	23,981	468.10	7,810,784	7,601,419	5,046,997	74.8
United Kingdom of Great Britain	31-Jan-20	11-Mar-22	19,530,485	-	162,738	0	0.8%	29,222	11368.13	52,692,089	49,164,620	38,458,430	72.1
Belgium	05-Feb-20	12-Mar-22	3,640,052	-	30,408	0	0.8%	31,697	3044.16	9,224,154	9,101,883	7,229,260	78.3
Switzerland	25-Feb-20	11-Mar-22	3,058,800	-	13,366	0	0.4%	35,672	6905.87	6,079,046	5,991,132	3,613,227	68.7
Austria	25-Feb-20	13-Mar-22	3,153,927	38,060	15,207	27	0.5%	35,529	72161.10	6,806,956	6,578,161	5,048,128	72.7
Croatia	25-Feb-20	13-Mar-22	1,073,386	956	15,336	15	1.4%	26,389	1511.79	2,308,467	2,234,233	594,785	54.7
Norway	26-Feb-20	12-Mar-22	1,349,971	-	1,753	0	0.1%	25,243	2373.94	4,330,488	4,023,762	2,896,964	73.6
Romania	26-Feb-20	13-Mar-22	2,791,994	1,626	64,361	26	2.3%	14,424	1690.53	8,147,081	8,075,824		42.2
Estonia	26-Feb-20	13-Mar-22	531,164	1,371	2,353	7	0.4%	40,040	5060.57	858,266	841,180	450,136	63.5
Georgia	26-Feb-20	13-Mar-22	1,635,509	823	16,554	24	1.0%	43,961	3887.26	1,581,724	1,251,270	80,818	31.4
North Macedonia	26-Feb-20	13-Mar-22	301,491	198	9,146	9	3.0%	14,471	1357.60	852,030	834,203	143,397	40.1
Greece	26-Feb-20	13-Mar-22	2,635,614	11,986	26,562	49	1.0%	24,594	30373.25	7,879,361	7,567,086	5,449,036	73.0
Denmark	27-Feb-20	13-Mar-22	2,809,450	6,312	5,175	47	0.2%	48,284	11242.30	4,843,036	4,741,869	3,603,086	81.6
San Marino	27-Feb-20	07-Mar-22	14,523	-	112	0	0.8%	42,891		24,583	21,841	13,152	64.2
Lithuania	27-Feb-20	13-Mar-22	961,941	2,636	8,634	10	0.9%	34,517	4847.17	1,947,179	1,871,284	913,594	69.6
Netherlands	27-Feb-20	13-Mar-22	7,168,183	52,326	21,707	8	0.3%	41,356	5304.85	13,452,121	12,358,823	9,000,965	72.0
Azerbaijan	27-Feb-20	13-Mar-22	790,767	192	9,611	12	1.2%	7,889	716.48	5,313,384	4,802,388	2,913,043	47.0
Belarus	28-Feb-20	13-Mar-22	941,168	1,654	6,661	14	0.7%	9,942	1832.57	5,528,298	4,632,574	275,734	49.1
Iceland	28-Feb-20	11-Mar-22	158,533	-	79	0	0.0%	43,877	13778.64	309,578	289,700	249,832	78.6
Ireland	28-Feb-20	11-Mar-22	1,341,826	-	6,611	0	0.5%	27,155	2826.89	4,059,840	3,986,597	2,852,206	80.0
Monaco	29-Feb-20	13-Mar-22	9,778	1	52	0	0.5%	25,095		28,875	25,667	10,598	65.0
Czech Republic	01-Mar-20	13-Mar-22	3,683,211	4,440	39,138	12	1.1%	34,520	3803.95	6,946,852	6,852,088	4,050,677	63.9
Luxembourg	01-Mar-20	11-Mar-22	191,964	-	1,004	0	0.5%	30,967	4743.22	479,766	456,085	365,154	71.9

	Armenia	01-Mar-20	13-Mar-22	422,004	51	8,572	2	2.0%	14,268	1200.01	1,087,524	920,978	23,230	31.0
	Latvia	02-Mar-20	13-Mar-22	742,336	2,727	5,436	2	0.7%	38,809	9541.88	1,342,992	1,300,635	505,888	69.7
	Portugal	02-Mar-20	10-Mar-22	3,380,263	-	21,285	0	0.6%	32,916	6744.88	9,663,542	9,415,073	6,213,268	92.6
	Andorra	02-Mar-20	09-Mar-22	38,794	-	152	0	0.4%	50,289	0.00	57,797	53,250	24,732	68.8
	Liechtenstein	03-Mar-20	13-Mar-22	14,234	209	79	0	0.6%	37,439	0.00	26,707	26,356	18,170	68.9
	Ukraine	03-Mar-20	11-Mar-22	4,894,331	-	106,985	0	2.2%	11,027	0.00	15,729,617	15,221,792	752,581	35.0
	Slovenia	04-Mar-20	13-Mar-22	917,820	1,108	6,410	6	0.7%	43,958	6429.14	1,264,205	1,219,359	632,480	58.7
	Hungary	04-Mar-20	11-Mar-22	1,814,362	-	44,653	0	2.5%	18,571	1920.63	6,398,615	6,178,638	4,059,531	64.1
	Poland	04-Mar-20	13-Mar-22	5,818,687	7,578	113,443	9	1.9%	15,324	2133.46	22,553,592	22,279,771	11,506,582	59.0
	Faroe Islands	04-Mar-20	27-Feb-22	34,237	-	28	0	0.1%	70,334	0.00	41,715	40,895	21,284	83.4
	Bosnia and Herzegovina	05-Mar-20	11-Mar-22	373,105	-	15,614	0	4.2%	11,303	0.00	943,394	846,080	120,530	25.9
	Gibraltar	05-Mar-20	11-Mar-22	15,840	-	101	0	0.6%	47,002		42,010	40,966	31,228	121.6
	Slovakia	06-Mar-20	13-Mar-22	1,573,111	7,627	18,918	37	1.2%	28,843	7533.09	2,818,356	2,757,355	1,629,399	50.6
	Serbia	06-Mar-20	13-Mar-22	1,940,516	1,366	15,587	17	0.8%	27,941	2178.87	3,345,631	3,266,852	1,872,225	47.5
	Vatican City	06-Mar-20	19-Jan-22	29	-	-	-	0.0%	3,149					
	Malta	07-Mar-20	13-Mar-22	72,858	171	614	0	0.8%	14,495	3948.25	472,118	464,565	346,289	90.0
	Moldova	07-Mar-20	13-Mar-22	507,535	395	11,331	7	2.2%	19,097		989,897	1,046,167	82,869	26.0
	Bulgaria	08-Mar-20	12-Mar-22	1,112,176	-	36,084	0	3.2%	15,943	2483.26	1,904,143	2,053,185	702,584	29.8
	Albania	09-Mar-20	13-Mar-22	272,663	42	3,485	0	1.3%	9,553	230.89	1,274,514	1,206,964	248,491	42.0
	Cyprus	09-Mar-20	13-Mar-22	353,002	2,314	902	3	0.3%	29,452	79250.53	687,926	645,292	440,267	72.0
	Guernsey	09-Mar-20	08-Mar-22	15,630	-	31	0	0.2%	23,962		54,146	51,351	39,278	81.0
	Jersey	10-Mar-20	11-Mar-22	40,807	-	116	0	0.3%	44,936		82,706	79,088	61,009	78.3
	Kazakhstan	13-Mar-20	13-Mar-22	1,304,442	98	13,642	0	1.0%	7,046	0.00	9,419,678	9,061,561	2,514,071	47.7
	Kosovo	13-Mar-20	13-Mar-22	226,845	32	3,124	0	1.4%	12,643		900,736	818,336	98,633	45.9
	Uzbekistan	15-Mar-20	13-Mar-22	237,238	69	1,637	0	0.7%	706		18,446,210	13,160,671		38.8
	Greenland	16-Mar-20	11-Mar-22	11,856	-	20	0	0.2%	21,087		41,243	38,502		67.7
	Montenegro	17-Mar-20	13-Mar-22	231,557	69	2,693	1	1.2%	37,220		289,076	280,847	95,875	44.7
	Kyrgyzstan	18-Mar-20	13-Mar-22	200,731	11	2,973	1	1.5%	3,109		1,464,629	1,199,109		18.1
	Isle of Man	19-Mar-20	11-Mar-22	24,346	-	81	0	0.3%	28,783		69,443	66,747	52,148	78.2
MIDDLE EAST	Tajikistan	30-Apr-20	07-Mar-22	17,786	-	125	0	0.7%	191		4,916,961	4,107,682	2,386	42.1
	UAE	29-Jan-20	13-Mar-22	885,407	318	2,302	0	0.3%	9,062	46363.91	9,890,256	9,544,097	4,861,061	95.5
	Iran	19-Feb-20	13-Mar-22	7,123,093	3,330	138,949	118	2.0%	8,591	1045.69	63,534,619	56,132,599	24,880,597	66.0
	Israel	21-Feb-20	13-Mar-22	3,717,861	4,974	10,379	12	0.3%	41,066	7355.80	6,700,519	6,124,029	5,203,351	65.9

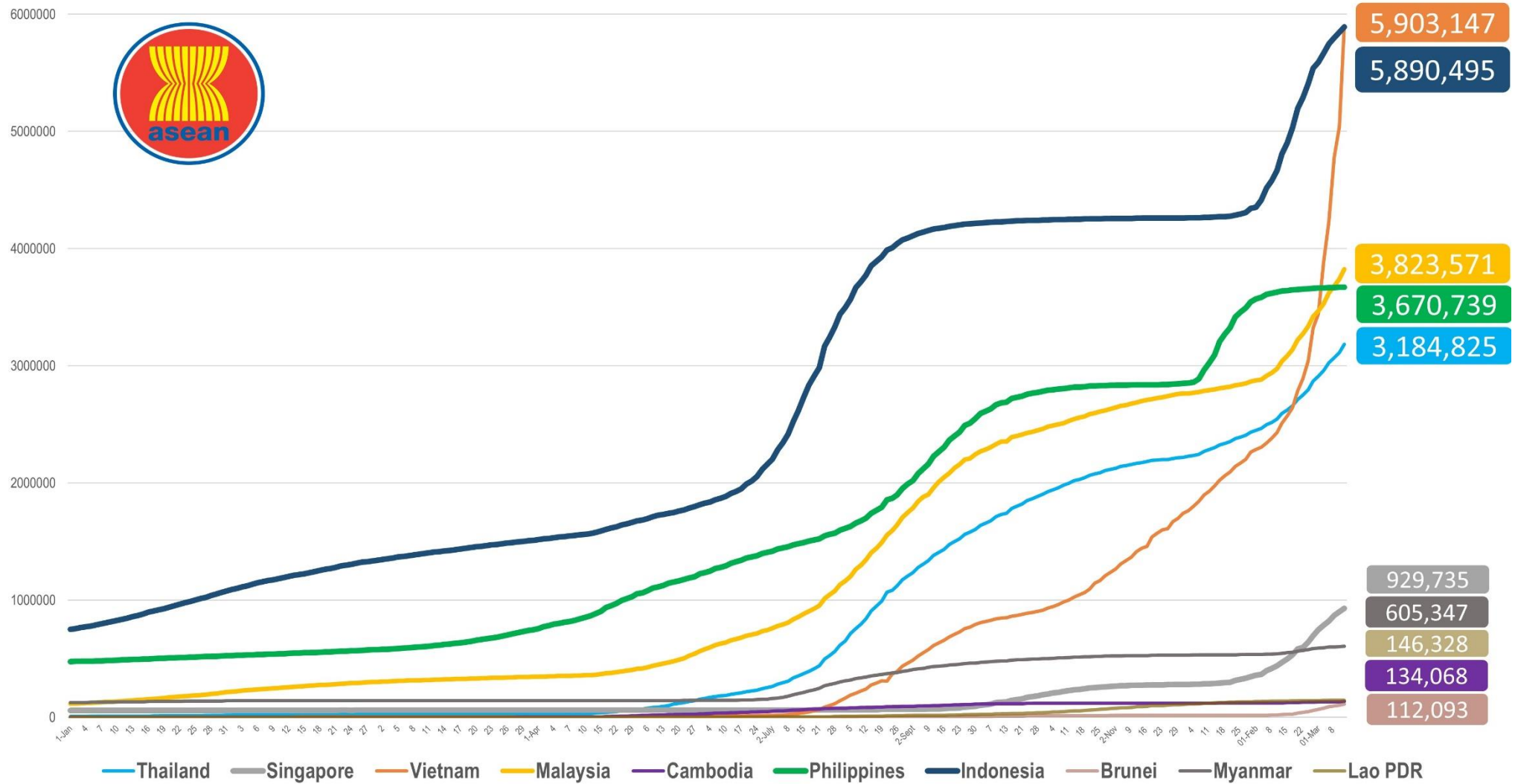
	Lebanon	21-Feb-20	13-Mar-22	1,084,600	486	10,206	6	0.9%	15,820	0.00	2,504,016	2,178,903	544,540	32.2	
	Kuwait	24-Feb-20	12-Mar-22	625,461	-	2,550	0	0.4%	14,867	3250.23	3,393,521	3,277,287	380,911	75.7	
	Oman	24-Feb-20	13-Mar-22	386,460	457	4,250	0	1.1%	7,768		3,220,696	3,004,483	32,412	57.5	
	Bahrain	24-Feb-20	13-Mar-22	537,395	1,154	1,463	1	0.3%	32,745	6786.13	1,227,305	1,197,343	950,713	68.5	
	Iraq	24-Feb-20	13-Mar-22	2,312,713	421	25,099	2	1.1%	5,883	0.00	9,992,944	6,892,020		16.7	
	Qatar	29-Feb-20	13-Mar-22	359,149	121	676	1	0.2%	12,682	6943.83	2,360,308	2,218,292	1,340,552	75.7	
	Saudi Arabia	02-Mar-20	13-Mar-22	748,769	145	9,018	1	1.2%	2,185	1440.96	25,792,668	23,964,566	9,904,609	67.8	
	Jordan	02-Mar-20	09-Mar-22	1,654,677	-	13,882	0	0.8%	16,380	725.02	4,694,106	4,385,036		42.7	
	Palestine	05-Mar-20	12-Mar-22	653,662	-	5,612	0	0.9%	13,951		1,979,151	1,716,216	2,779	32.9	
	Syria	22-Mar-20	13-Mar-22	55,329	41	3,114	4	5.6%	324		2,239,981	1,269,123	3,046	6.9	
AFRICA	Yemen	10-Apr-20	12-Mar-22	11,784	-	2,139	0	18.2%	40		624,837	384,655		1.3	
	Egypt	14-Feb-20	11-Mar-22	495,373	-	24,277	0	4.9%	493		41,192,990	30,174,310	1,393,678	28.9	
	Algeria	25-Feb-20	13-Mar-22	265,432	22	6,864	2	2.6%	617		7,456,361	6,076,272	436,274	13.6	
	Nigeria	28-Feb-20	12-Mar-22	254,953	-	3,142	0	1.2%	127	100.66	18,404,584	8,464,214		4.0	
	Tunisia	02-Mar-20	12-Mar-22	1,028,717	-	28,031	0	2.7%	8,796	755.79	7,167,040	6,339,503	1,155,398	53.1	
	Morocco	02-Mar-20	13-Mar-22	1,162,096	56	16,039	3	1.4%	3,186	329.54	24,854,067	23,308,809	5,909,798	62.4	
	Senegal	02-Mar-20	11-Mar-22	85,785	-	1,964	0	2.3%	526	92.54	1,448,125	1,031,849		6.0	
	South Africa	05-Mar-20	13-Mar-22	3,694,504	972	99,725	13	2.7%	6,309	501.53	20,642,570	17,522,887	1,628,556	29.2	
	Cameroon	06-Mar-20	03-Mar-22	119,322	-	1,926	0	1.6%	461		1,073,258	813,063		3.0	
	Togo	06-Mar-20	13-Mar-22	36,854	4	272	0	0.7%	456	126.93	1,549,440	1,145,453		13.5	
	Burkina Faso	09-Mar-20	20-Feb-22	20,751	-	375	0	1.8%	102	35.82	2,117,997	1,152,574		5.4	
	Democratic Republic of Congo	10-Mar-20	11-Mar-22	86,315	-	1,335	0	1.5%	99		754,459	442,965		0.5	
	Ivory Coast	11-Mar-20	12-Mar-22	81,594	-	796	0	1.0%	317	98.88	6,874,956	4,006,643		14.8	
	Reunion	11-Mar-20	08-Mar-22	310,181	-	680	0	0.2%	39,923						
	Ghana	13-Mar-20	08-Mar-22	160,693	-	1,445	0	0.9%	528	198.02	7,721,716	4,789,981	133,563	15.1	
	Guinea	13-Mar-20	07-Mar-22	36,427	-	440	0	1.2%	285		3,531,742	1,875,830		13.9	
	Gabon	13-Mar-20	09-Mar-22	47,564	-	303	0	0.6%	2,189	743.31	299,993	245,649	1,076	10.8	
	Sudan	13-Mar-20	11-Mar-22	61,655	-	4,865	0	7.9%	144	0.00	5,126,250	2,333,416		5.2	
	Kenya	13-Mar-20	13-Mar-22	323,183	12	5,645	1	1.7%	615	104.88	11,604,515	7,929,595	263,765	14.4	
	Ethiopia	13-Mar-20	13-Mar-22	469,184	14	7,486	1	1.6%	419	51.62	22,549,021	19,099,431		16.2	
Central African Republic	14-Mar-20	04-Mar-22	14,320	-	113	0	0.8%	302	58.88	819,313	780,030		15.9		
Seychelles	14-Mar-20	09-Mar-22	39,605	-	163	0	0.4%	40,569		84,141	79,921	27,744	80.8		
Rwanda	14-Mar-20	13-Mar-22	129,601	5	1,458	0	1.1%	1,026	1083.88	8,811,796	7,808,436	2,014,504	58.8		
Namibia	14-Mar-20	09-Mar-22	157,366	-	4,014	0	2.6%	6,308	409.34	440,661	373,802		14.5		
Swaziland	14-Mar-20	13-Mar-22	69,435	6	1,392	0	2.0%	6,048		380,363	336,066		28.7		
Mauritania	14-Mar-20	13-Mar-22	58,658	1	981	0	1.7%	1,296	347.17	1,539,645	1,043,548	36,110	21.9		
Mayotte	14-Mar-20	11-Mar-22	36,745	-	187	0	0.5%	23,104							
Equatorial Guinea	15-Mar-20	12-Mar-22	15,895	-	183	0	1.2%	1,172	13282.44	259,685	207,819		14.3		
Republic of Congo	15-Mar-20	11-Mar-22	24,049	-	378	0	1.6%	447		675,865	635,227		11.2		

Benin	16-Mar-20	03-Mar-22	26,575	-	163	0	0.6%	225	0.00	2,591,583	2,013,843		16.2
Liberia	16-Mar-20	10-Mar-22	7,392	-	294	0	4.0%	150		1,116,709	1,084,591		20.9
Tanzania	16-Mar-20	09-Mar-22	33,726	-	800	0	2.4%	58	0.00	3,223,953	2,493,984		4.1
Somalia	16-Mar-20	07-Mar-22	26,400	-	1,348	0	5.1%	171		1,479,158	937,617		5.7
Gambia	17-Mar-20	06-Mar-22	11,963	-	365	0	3.1%	510	483.92	330,027	316,887		12.7
Zambia	17-Mar-20	13-Mar-22	315,202	54	3,960	0	1.3%	1,765	186.85	2,510,296	2,038,766	33,684	10.8
Mauritius	18-Mar-20	11-Mar-22	33,856	-	934	0	2.8%	2,675		993,298	947,467	540,833	74.4
Djibouti	18-Mar-20	13-Mar-22	15,565	1	189	0	1.2%	1,599	420.52	140,287	100,289		10.0
Niger	19-Mar-20	12-Mar-22	8,781	-	308	0	3.5%	38	17.11	1,474,560	1,049,867		4.2
Chad	19-Mar-20	07-Mar-22	7,258	-	190	0	2.6%	46	8.15	271,031	142,452		0.8
Zimbabwe	20-Mar-20	13-Mar-22	242,357	288	5,414	2	2.2%	1,655	325.02	4,396,711	3,427,761	167,195	22.7
Cape Verde	20-Mar-20	10-Mar-22	55,906	-	401	0	0.7%	10,166		352,929	300,099		53.4
Madagascar	20-Mar-20	12-Mar-22	63,870	-	1,377	0	2.2%	237	12.67	1,038,325	987,960		3.5
Uganda	21-Mar-20	11-Mar-22	163,506	-	3,594	0	2.2%	369	77.58	13,809,794	7,679,657		16.3
Eritrea	21-Mar-20	12-Mar-22	9,721	-	103	0	1.1%	274					
Angola	21-Mar-20	12-Mar-22	98,909	-	1,900	0	1.9%	311	91.15	10,780,927	5,609,044	258,168	16.5
Mozambique	22-Mar-20	13-Mar-22	225,179	6	2,198	0	1.0%	742	49.80	12,963,020	11,476,420	222,787	35.7
Libya	24-Mar-20	13-Mar-22	500,000	233	6,344	8	1.3%	7,377		2,176,427	1,106,731	82,386	15.9
Guinea-Bissau	25-Mar-20	13-Mar-22	8,068	18	168	0	2.1%	420		515,764	339,123		16.8
Mali	25-Mar-20	13-Mar-22	30,420	6	726	0	2.4%	155		1,227,110	881,628		4.2
Botswana	30-Mar-20	25-Feb-22	263,950	-	2,619	0	1.0%	11,458	0.00	1,438,728	1,228,164	158,470	51.2
Sierra Leone	31-Mar-20	10-Mar-22	7,667	-	125	0	1.6%	98		1,516,460	964,902		11.9
Burundi	31-Mar-20	11-Mar-22	38,248	-	15	0	0.0%	332	188.19	9,738	9,181		0.1
Malawi	02-Apr-20	12-Mar-22	85,495	-	2,620	0	3.1%	459	35.69	1,536,112	811,786		4.1
South Sudan	05-Apr-20	11-Mar-22	17,051	-	138	0	0.8%	154	145.80	469,694	426,227		3.7
Sao Tome and Principe	06-Apr-20	13-Mar-22	5,935	1	72	0	1.2%	2,760		111,775	77,969	4,296	34.9
Comoros	30-Apr-20	13-Mar-22	8,063	3	160	0	2.0%	948		341,102	301,218		33.9

457,569,959 1,009,726 6,064,437 2,811 1.3%

COVID-19 Epi curve among ASEAN Countries:

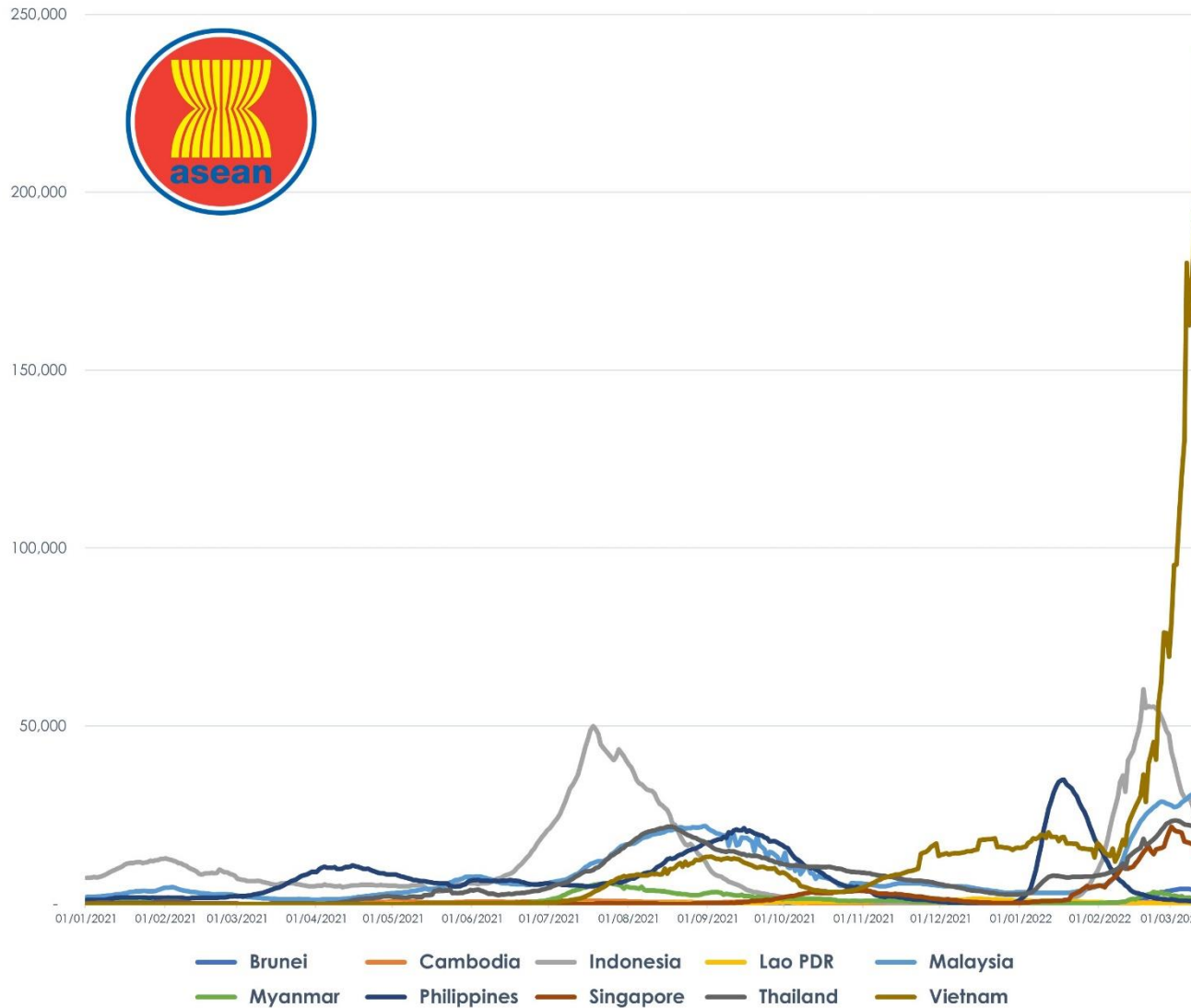
From January 1, 2021 to March 13, 2022



Cumulative cases of COVID-19 in the ASEAN Region as of March 13, 2022 (Report generated by ASEAN Biodiaspora Virtual Center)

7-Day Rolling Average of COVID-19 new cases

From January 1, 2021 to March 13, 2022

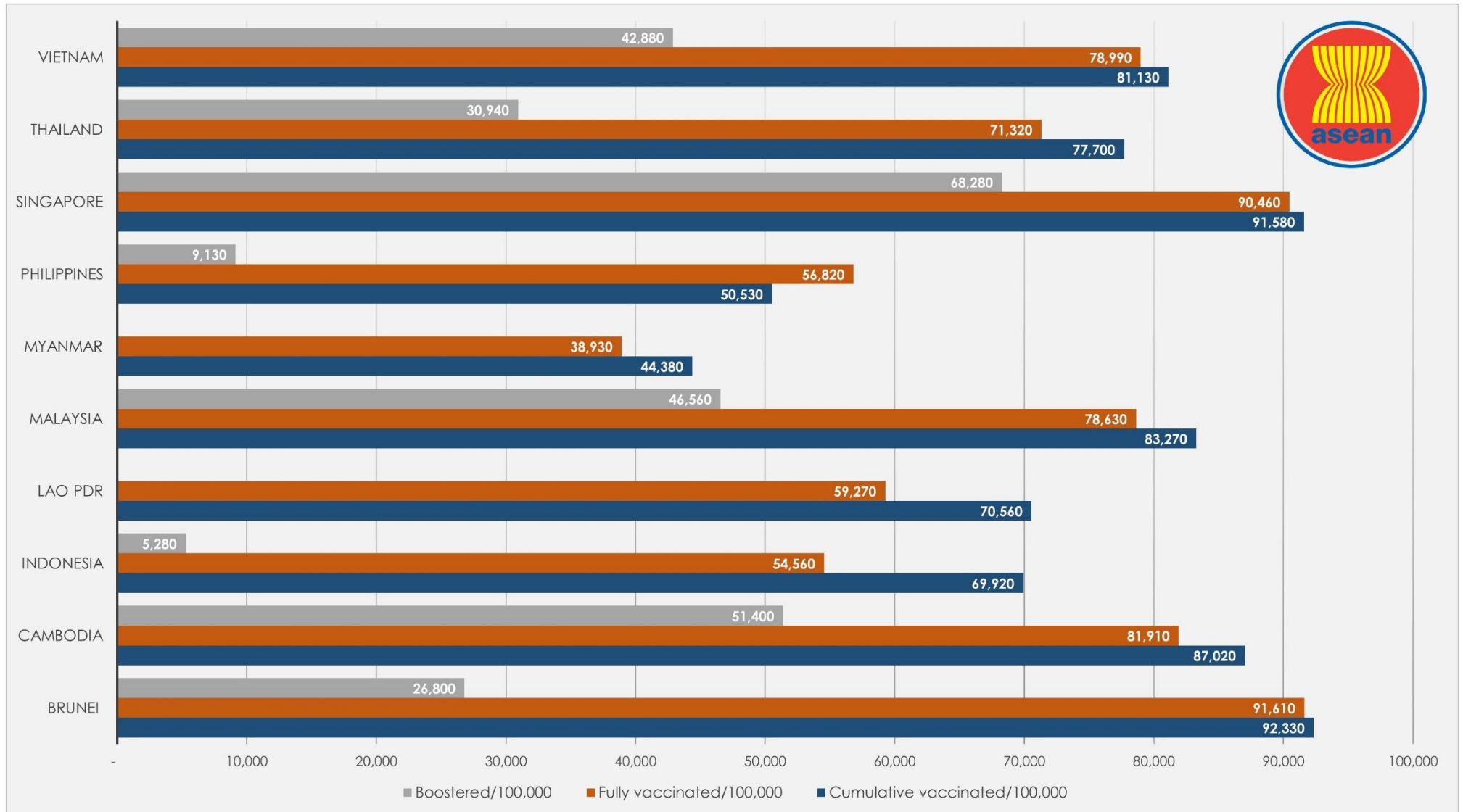


ASEAN Country	New Cases Rate of Change 7-Day Window*	P-value
Brunei	-154.11	0
Cambodia	-19.22	0
Indonesia	-1683.14	0
Lao PDR	14.43	0.007
Malaysia	-165.18	0.273
Myanmar	-141.01	0.002
Philippines	-77.11	0
Singapore	-505.9	0.005
Thailand	55.47	0.207
Vietnam	9625.21	0.015

**Beta coefficient of linear line of best fit; equal to the rate of change in the 7-day rolling average of new cases over the past 7 days (as of March 13, 2022)

COVID-19 Vaccination Status


as of 13 March 2022



Note: Philippine data on "Cumulative People Vaccinated" not updated

COVID-19 Outlook Assessment

as of 10 March 2022

 ASEAN MEMBER STATE	REQUIREMENT							
	At least 80% of the high-risk population has been vaccinated with at least one dose of a COVID-19 vaccine.		At least 65% of the total population has a level of immunity to COVID-19; either recovered from COVID-19 or have been vaccinated with at least one dose of a COVID-19 vaccine.		Case levels are generally low (a 7-day rolling average number of daily new cases that is <10 cases per 100,000, with each day's past-14-day test positivity is consistently <5%).		Government Policy on containment and health (strictness and comprehensiveness in COVID-19 related government policies)	
	% of High risk population fully vaccinated	Population vaccinated/day (7-day average)	% of Total population fully vaccinated / boosted	Population vaccinated/day (7-day average)	Daily cases/100,000	Test positivity last 14 days	Containment and health index score - Oxford COVID-19 Government Response Tracker (OxCGRT)	Change over the past 30 days
Brunei	≥90.0	Unknown	≥90.0/26.8	Unknown	863.40	Unknown	67.9/100	0.0
Cambodia	≥90.0	0%/day	88.0/50.4	0.01%/day	1.73	12.1	37.5/100	0.0
Indonesia	≥90.0	0%/day	57.4/ND	0.21%/day	9.0	14.7	61.6/100	0.0
Lao PDR	≥90.0	0%/day	64.7/ND	0.30%/day	3.58	34.0	78.3/100	+3.6
Malaysia	≥90.0	0%/day	79.1/46.1	0.01%/day	95.25	14.5	58.0/100	0.0
Myanmar	≥90.0	0%/day	40.3/ND	0.29%/day	2.22	8.1	71.2/100	+1.8
Philippines	≥90.0	0%/day	61.1/9.1	unknown	0.50	7.5	82.4/100	0.0
Singapore	≥90.0	0%/day	87.5/68.3	0.05%/day	246.39	Unknown	74.4/100	0.0
Thailand	≥90.0	0%/day	72.4/30.6	0.02%/day	31.73	34.3	53.3/100	+0.3
Vietnam	87.8	0.09%/day	83.6/42.5	0.09%/day	203.61	99.4	73.2/100	+1.8



Report generated by
ASEAN Biodiaspora Virtual Center (ABVC)
 in collaboration with **Bluedot Inc.**
 Email: support@biodiaspora.org

