

# COVID-19 Situational Report in the ASEAN Region

ASEAN BioDiaspora Virtual Center (ABVC)

as of January 14, 2022



Canada



# COVID-19: Highlights and Situation Overview

## Global Update

- Worldwide, there have been over 320 million cases and 5.5 million deaths attributed to COVID-19.
- The World Health Organization (WHO) approved two new COVID-19 treatments on Friday (January 14). WHO experts' recommendation in the research published at the British Medical Journal (BMJ) stated that Janus kinase (JAK) inhibitor *baricitinib*, which is also used to treat rheumatoid arthritis, is strongly recommended for patients with severe or critical COVID-19 in combination with corticosteroids. WHO's Guideline Development Group found moderate certainty evidence that *baricitinib* improved survival and reduced the need for ventilation, with no observed increase in adverse effects. Baricitinib has similar effects to interleukin 6 inhibitors, which are also used to treat arthritis, so when both drugs are available the expert group suggests choosing one on the basis of cost, availability, and clinician experience. It does not recommend using both drugs at the same time. The group also advises against using two other JAK inhibitors—*ruxolitinib* and *tofacitinib*—in patients with severe or critical covid-19 because evidence from small trials failed to show benefit and suggested a possible increase in serious side effects with *tofacitinib*. In addition, WHO group has also made a conditional recommendation for the use of the monoclonal antibody *sotrovimab* in patients with non-severe covid-19, but only in those at highest risk of hospital admission, reflecting fewer benefits in those at lower risk.

## Regional Update

- Indonesia's Ministry of Health authority said on January 13 (Thursday) that the peak of the third wave of COVID-19 transmissions in Indonesia triggered by the Omicron variant is expected to occur in mid-February. She added that the peak will probably happen in the second or third week of February, with daily cases up to 40,000 to 55,000. As of January 12 (Monday), the country has recorded 506 cases of the Omicron variant including 84 local transmissions. According to the ministry's spokesperson, thousands of probable Omicron cases are currently in the process of whole genome sequencing, adding that the daily number of COVID-19 cases in the country continues to rise with 793 new cases recorded on June 13 (Thursday), which has brought the total number of COVID-19 cases in the country to 4,268,890.
- The Philippines' National Capital Region (NCR) will remain under Alert Level 3 until the end of January as COVID-19 cases continue to spike in the country. Aside from NCR, 28 areas will also be under Alert Level 3 from January 16 until January 31. Under the guidelines on Alert Level 3, intrazonal and interzonal travel are subject to "reasonable restrictions" that may be imposed by local government units. Individuals aged 18 below and those belonging in the vulnerable population are likewise permitted access and travel to procure and avail essential goods and services and for work.

## Vaccine Update

- Malaysia reported that 78.6% of the country's total population, including 22,897,021 adults and 2,772,142 adolescents, are fully vaccinated status as of January 13 (Thursday). Meanwhile, 8,806,581 individuals or 27% of the total population in the country have received the booster jab since the programme rolled-out in October 2021.

### Travel Advisories (new update/s)

- Vietnam: Air passengers from Omicron-hit countries and territories will continue to undergo rapid COVID-19 testing when entering Vietnam, and they will pay the fee via ticket prices or directly to test organizers at international airports. In the latest guidance sent to relevant parties, the Civil Aviation Authority of Vietnam (CAAV) said to facilitate air passengers' entry into Vietnam and avoid congestion at international terminals.

### Cases and Deaths as of 14 January 2022

- As of 14 January 2022 (2PM, GMT+8), worldwide, there were **320,086,784** confirmed cases, including **5,543,882** deaths. Globally, Case Fatality Rate (CFR) was **1.7**.
- In **China**, there were **135,098** confirmed cases with **5,700** deaths, including deaths in Hong Kong (213) and Taiwan (851). Confirmed cases in China include confirmed cases in Hong Kong (13,016), Macau (79) and Taiwan (17,624). CFR was **4.2**.  
**15,516,636 confirmed cases** of COVID-19 have been reported in the ASEAN region with a total of **309,418 deaths**, with a CFR of **2.0**.

REGION	COUNTRY	FIRST CONFIRMED CASE(S)	LATEST REPORT ON CONFIRMED CASE(S)	TOTAL CONFIRMED CASES	NEW CASES (7-DAY ROLLING AVERAGE)	TOTAL DEATHS	NEW DEATHS (7-DAY ROLLING AVERAGE)	CASE FATALITY RATE	ESTIMATED NUMBER OF ACTIVE CASES	CUMULATIVE CASES/ 100,000	NUMBER OF TESTS LAST 14 DAYS/ 100,000	CUMULATIVE FULLY VACCINATED	FULLY VACCINATED/ 100
ASEAN REGION	Brunei	10 Mar 20	12-Jan-22	15,750	- (31)	98	-	0.6%	321	3,635		90.8	90.8
	Cambodia	27 Jan 20	13-Jan-22	120,718	34 (24)	3,015	-	2.5%	284	732	-	80.8	80.8
	Indonesia	02 Mar 20	13-Jan-22	4,268,890	793 (603)	144,155	5 (6)	3.4%	7,682	1,577	896	42.9	42.3
	Lao PDR	24 Mar 20	13-Jan-22	122,241	805 (910)	471	7 (9)	0.4%	18,905	1,705	1,151	49.4	49.4
	Malaysia	25 Jan 20	13-Jan-22	2,798,917	3,684 (3,174)	31,750	12 (17)	1.1%	67,204	8,760	3,865	78.3	78.3
	Myanmar	23 Mar 20	13-Jan-22	532,725	172 (157)	19,298	1 (2)	3.6%	3,611	986	2,519	28.4	28.4
	Philippines	30 Jan 20	13-Jan-22	3,092,409	33,775 (29,070)	52,736	82 (142)	1.7%	254,506	2,860	509	48.5	47.2
	Singapore	23 Jan 20	13-Jan-22	289,085	960 (839)	839	- (1)	0.3%	12,043	5,068	22,956	86.7	86.6
	Thailand	13 Jan 20	13-Jan-22	2,300,457	8,167 (7,887)	21,886	14 (15)	1.0%	98,456	3,304	76	64.9	64.9
Vietnam	23 Jan 20	13-Jan-22	1,975,444	16,725 (18,840)	35,170	206 (208)	1.8%	370,732	2,048	502	69.7	57.4	
				<b>15,516,636</b>	<b>65,115</b>	<b>309,418</b>	<b>327</b>	<b>2.0%</b>					

- **304,435,050 confirmed cases** of COVID-19 have been reported in **223 countries/states** (other than China, Hong Kong, Taiwan, Macau, and ASEAN countries):

REGION	COUNTRY	FIRST CONFIRMED CASE(S)	LATEST REPORT ON CONFIRMED CASE(S)	TOTAL CONFIRMED CASES	NEW CASES	TOTAL DEATHS	NEW DEATHS	CASE FATALITY RATE	CUMULATIVE CASES/ 100,000	NUMBER OF TESTS LAST 14 DAYS/ 100,000	CUMULATIVE IMMUNIZED	CUMULATIVE FULLY VACCINATED	FULLY VACCINATED/ 100
ASIA PACIFIC	Japan	16 Jan 2020	13-Jan-22	1,811,477	18,859	18,320	3	1.0%	1,435	597	101,156,840	99,470,000	78.9
	South Korea	20 Jan 2020	13-Jan-22	679,030	4,162	6,210	44	0.9%	1,313	4,221	44,429,466	43,303,358	84.4
	Nepal	24 Jan 2020	13-Jan-22	841,297	2,922	11,610	1	1.4%	2,941	338	14,564,533	10,710,721	36.1
	Australia	25 Jan 2020	13-Jan-22	1,195,158	71,020	2,522	57	0.2%	4,659	13,317	20,714,403	19,967,401	77.4

<b>Sri Lanka</b>	27 Jan 2020	13-Jan-22	594,319	594	15,174	11	2.6%	2,726	422	16,020,257	13,862,165	64.5
<b>India</b>	30 Jan 2020	13-Jan-22	36,317,927	247,417	485,035	380	1.3%	2,658	1,378	898,710,263	643,070,555	46.2
<b>Afghanistan</b>	24 Feb 2020	13-Jan-22	158,602	91	7,376	-	4.7%	417		4,378,818	3,814,837	9.6
<b>Pakistan</b>	26 Feb 2020	13-Jan-22	1,312,267	3,019	28,992	5	2.2%	606	282	100,797,079	75,686,387	33.6
<b>New Zealand</b>	28 Feb 2020	13-Jan-22	14,887	39	52	-	0.3%	303	3,408	3,985,095	3,886,724	75.9
<b>Bhutan</b>	05 Mar 2020	13-Jan-22	2,873	36	3	-	0.1%	376	16,347	591,662	567,977	72.8
<b>Maldives</b>	07 Mar 2020	13-Jan-22	100,451	816	264	-	0.3%	18,919	8,377	397,033	368,351	67.8
<b>Bangladesh</b>	08 Mar 2020	13-Jan-22	1,604,664	3,359	28,123	12	1.8%	984	155	82,052,930	55,525,322	33.4
<b>Mongolia</b>	10 Mar 2020	13-Jan-22	400,434	2,279	2,079	3	0.5%	12,416	2,677	2,267,296	2,166,817	65.1
<b>Turkey</b>	10 Mar 2020	13-Jan-22	10,271,240	75,564	84,278	153	0.8%	12,311	6,182	57,182,206	52,016,406	61.2
<b>French Polynesia</b>	12 Mar 2020	13-Jan-22	47,235	241	636	-	1.3%	16,913		173,773	159,100	56.3
<b>Guam</b>	15 Mar 2020	12-Jan-22	22,056	-	273	-	1.2%	13,184		142,139	128,105	76.0
<b>New Caledonia</b>	17 Mar 2020	13-Jan-22	13,364	43	281	-	2.1%	4,644		184,033	175,339	60.8
<b>Fiji</b>	18 Mar 2020	12-Jan-22	58,491	-	721	-	1.2%	6,572	-	663,598	611,574	67.7
<b>Papua New Guinea</b>	21 Mar 2020	12-Jan-22	36,432	-	595	-	1.6%	415	-	288,879	226,580	2.5
<b>Timor Leste</b>	21 Mar 2020	11-Jan-22	19,860	-	122	-	0.6%	1,536	-	665,588	544,482	40.5
<b>Northern Mariana Islands</b>	28 Mar 2020	12-Jan-22	3,751	-	20	-	0.5%	6,556		44,001	41,329	79.7
<b>North Korea</b>	24 Jul 2020	25-Jul-20	1	-	-	-	0.0%	0				
<b>Solomon Islands</b>	03 Oct 2020	07-Jan-22	25	-	-	-	0.0%	4		185,485	60,639	8.6
<b>Wallis et Futuna</b>	17 Oct 2020	03-Dec-21	454	-	7	-	1.5%	2,833		6,130	6,117	55.1
<b>Marshall Islands</b>	26 Oct 2020	06-Jan-22	7	-	-	-	0.0%	12		26,346	23,121	29.7
<b>Vanuatu</b>	11 Nov 2020	14-Dec-21	7	-	1	-	14.3%	2		102,308	50,403	16.0
<b>Samoa</b>	18 Nov 2020	17-Dec-21	3	-	-	-	0.0%	2		141,724	122,714	61.3
<b>Micronesia</b>	11 Jan 2021	11-Jan-21	1	-	-	-	0.0%	1		49,602	43,334	42.4
<b>Palau</b>	31 May 2021	13-Jan-22	39	7	-	-	0.0%	217		18,834	16,805	78.1
<b>Tonga</b>	05 Nov 2021	05-Nov-21	1	-				1		73,956	64,192	60.1

AMERICAS													
	<b>USA</b>	21 Jan 2020	13-Jan-22	64,806,483	447,074	868,144	1,253	1.3%	19,744	4,508	247,695,845	206,561,449	62.2
	<b>Canada</b>	25 Jan 2020	13-Jan-22	2,679,456	22,085	31,175	93	1.2%	7,050	5,296	31,977,786	29,590,157	77.7
	<b>Brazil</b>	26 Feb 2020	12-Jan-22	22,724,232	-	620,641	-	2.7%	10,731	285	166,772,188	145,005,051	67.8
	<b>Mexico</b>	28 Feb 2020	12-Jan-22	4,214,253	-	300,764	-	7.1%	3,303	326	81,916,351	72,846,741	55.9
	<b>Saint Martin</b>	01 Mar 2020	06-Jan-22	5,148	-	59	-	1.1%	13,547				
	<b>Ecuador</b>	01 Mar 2020	11-Jan-22	578,525	-	34,122	-	5.9%	3,330	247	14,402,651	12,951,049	72.4
	<b>Dominican Republic</b>	01 Mar 2020	13-Jan-22	482,457	5,953	4,259	-	0.9%	4,493	-	6,960,926	5,732,824	52.3
	<b>Chile</b>	03 Mar 2020	13-Jan-22	1,849,465	7,247	39,331	41	2.1%	9,759	4,048	17,428,775	16,691,856	86.9
	<b>Argentina</b>	03 Mar 2020	12-Jan-22	6,664,717	-	117,670	-	1.8%	14,831	2,416	38,844,737	33,551,417	73.6
	<b>Peru</b>	05 Mar 2020	12-Jan-22	2,440,349	-	203,193	-	8.3%	7,506	-	24,707,462	22,088,234	66.2
	<b>Costa Rica</b>	06 Mar 2020	12-Jan-22	599,965	-	7,394	-	1.2%	11,886	1,183	3,965,650	3,590,471	69.9
	<b>Colombia</b>	06 Mar 2020	12-Jan-22	5,410,698	-	130,529	-	2.4%	10,748	2,288	38,922,281	29,407,178	57.4
	<b>French Guiana</b>	06 Mar 2020	12-Jan-22	64,109	-	344	-	0.5%	32,791				
	<b>Martinique</b>	06 Mar 2020	11-Jan-22	59,583	-	795	-	1.3%	13,764				
	<b>Paraguay</b>	07 Mar 2020	12-Jan-22	486,523	-	16,697	-	3.4%	6,906	535	3,489,018	3,002,843	41.6
	<b>Panama</b>	10 Mar 2020	12-Jan-22	540,072	-	7,486	-	1.4%	12,718	3,301	3,045,485	2,479,896	56.6
	<b>Bolivia</b>	10 Mar 2020	12-Jan-22	711,299	-	20,103	-	2.8%	6,178	1,844	6,211,414	4,813,048	40.7
	<b>Honduras</b>	11 Mar 2020	12-Jan-22	382,815	-	10,450	-	2.7%	3,928		5,016,061	4,349,744	43.2
	<b>Cuba</b>	11 Mar 2020	13-Jan-22	988,789	3,387	8,331	1	0.8%	8,724	-	10,504,040	9,745,230	86.1
	<b>Guyana</b>	11 Mar 2020	12-Jan-22	47,005	-	1,075	-	2.3%	6,005		411,081	295,325	37.4
	<b>Jamaica</b>	12 Mar 2020	13-Jan-22	107,721	1,342	2,514	8	2.3%	3,654	839	727,082	589,580	19.8
	<b>St Vincent and the Grenadines</b>	12 Mar 2020	11-Jan-22	6,562	-	85	-	1.3%	5,934	-	33,494	26,244	23.6
	<b>Saint Lucia</b>	13 Mar 2020	12-Jan-22	15,937	-	310	-	1.9%	8,719		56,162	50,022	27.1
	<b>Trinidad and Tobago</b>	13 Mar 2020	13-Jan-22	98,927	453	3,134	15	3.2%	7,092	-	724,052	677,025	48.2
	<b>Venezuela</b>	13 Mar 2020	12-Jan-22	449,730	-	5,370	-	1.2%	1,577		18,393,519	11,608,305	40.4
	<b>Guatemala</b>	13 Mar 2020	13-Jan-22	646,319	2,872	16,145	17	2.5%	3,893	391	6,660,202	4,895,028	26.8
	<b>Uruguay</b>	13 Mar 2020	12-Jan-22	473,180	-	6,205	-	1.3%	13,669	8,017	2,789,381	2,681,078	76.9
	<b>Curacao</b>	13 Mar 2020	12-Jan-22	30,864	-	199	-	0.6%	19,591		105,421	97,119	58.9
	<b>Puerto Rico</b>	13 Mar 2020	12-Jan-22	373,671	-	3,421	-	0.9%	11,700		2,880,370	2,482,541	77.7
	<b>Suriname</b>	13 Mar 2020	12-Jan-22	60,823	-	1,201	-	2.0%	10,462		263,048	230,607	39.0

<b>Antigua and Barbuda</b>	13 Mar 2020	12-Jan-22	5,214	-	120	-	2.3%	5,369	-	62,361	59,054	59.8
<b>Guadeloupe</b>	13 Mar 2020	06-Jan-22	59,355	-	751	-	1.3%	13,398				
<b>Cayman Islands</b>	13 Mar 2020	11-Jan-22	11,666	-	14	-	0.1%	17,962		58,939	57,377	86.3
<b>Aruba</b>	14 Mar 2020	13-Jan-22	29,694	518	184	2	0.6%	27,930		85,168	79,326	74.0
<b>Bahamas</b>	15 Mar 2020	12-Jan-22	29,908	-	719	-	2.4%	7,679	1,330	158,965	150,372	37.9
<b>US Virgin Islands</b>	16 Mar 2020	12-Jan-22	13,110	-	90	-	0.7%	12,295		64,473	54,326	51.1
<b>Sint Maarten</b>	17 Mar 2020	13-Jan-22	7,899	515	75	-	0.9%	19,392		27,247	25,284	58.2
<b>Montserrat</b>	17 Mar 2020	11-Jan-22	118	-	1	-	0.8%	1,263		1,612	1,479	29.7
<b>Barbados</b>	17 Mar 2020	12-Jan-22	33,311	-	267	-	0.8%	11,606		157,038	145,217	50.5
<b>El Salvador</b>	18 Mar 2020	12-Jan-22	123,025	-	3,829	-	3.1%	1,906	-	4,486,892	4,164,802	63.9
<b>Nicaragua</b>	18 Mar 2020	11-Jan-22	17,563	-	214	-	1.2%	268		4,995,870	3,140,060	46.9
<b>Bermuda</b>	18 Mar 2020	10-Jan-22	7,880	-	110	-	1.4%	12,328		46,400	45,487	73.3
<b>Haiti</b>	19 Mar 2020	10-Jan-22	26,807	-	780	-	2.9%	238		125,187	75,028	0.7
<b>Dominica</b>	22 Mar 2020	11-Jan-22	7,667	-	47	-	0.6%	10,677		30,917	28,630	39.7
<b>Grenada</b>	22 Mar 2020	13-Jan-22	8,966	365	201	1	2.2%	8,005		41,767	36,056	31.9
<b>Belize</b>	23 Mar 2020	12-Jan-22	38,950	-	607	-	1.6%	9,978	7,146	230,789	200,254	49.5
<b>Turks and Caicos Islands</b>	23 Mar 2020	12-Jan-22	4,636	-	28	-	0.6%	12,139		29,210	27,133	69.2
<b>Saint Kitts and Nevis</b>	24 Mar 2020	11-Jan-22	4,484	-	28	-	0.6%	8,489	7,529	27,781	25,830	48.2
<b>British Virgin Islands</b>	25 Mar 2020	12-Jan-22	4,947	-	40	-	0.8%	16,474		18,536	17,072	56.1
<b>Anguilla</b>	26 Mar 2020	10-Jan-22	1,942	-	6	-	0.3%	14,652		10,079	9,223	61.0
<b>Caribbean Netherlands</b>	01 Apr 2020	12-Jan-22	4,908	-	25	-	0.5%	27,249		19,109	16,736	63.3
<b>Falkland Islands</b>	03 Apr 2020	06-Jan-22	85	-	-	-	0.0%	3,222		2,632	1,775	50.3
<b>Saint Pierre and Miquelon</b>	05 Apr 2020	13-Jan-22	354	38	-	-	0.0%	5,048				
<b>Saint Barthelemy</b>	25 Jul 2020	06-Jan-22	2,363	-	6	-	0.3%	27,964				
<b>EUROPE</b>												
<b>France</b>	24 Jan 2020	13-Jan-22	13,240,304	305,322	126,530	225	1.0%	19,744	18,405	53,216,563	50,291,769	74.6
<b>Germany</b>	27 Jan 2020	13-Jan-22	7,820,722	94,557	115,866	263	1.5%	9,408	1,140	62,225,649	60,141,697	71.7
<b>Finland</b>	29 Jan 2020	12-Jan-22	361,553	-	1,700	-	0.5%	6,550	5,111	4,365,075	4,166,256	75.1
<b>Italy</b>	30 Jan 2020	13-Jan-22	8,155,645	184,577	140,188	316	1.7%	13,526	20,605	49,140,781	45,201,102	74.9

<b>Russian Federation</b>	31 Jan 2020	13-Jan-22	10,723,305	21,155	319,172	740	3.0%	7,427	3,079	74,503,838	68,017,120	46.6
<b>Spain</b>	31 Jan 2020	13-Jan-22	7,930,528	159,161	90,620	112	1.1%	16,846	4,394	40,181,430	38,108,556	81.5
<b>Sweden</b>	31 Jan 2020	12-Jan-22	1,534,797	-	15,440	-	1.0%	14,922		7,780,680	7,445,741	73.3
<b>United Kingdom of Great Britain</b>	31 Jan 2020	13-Jan-22	14,967,817	105,679	151,342	335	1.0%	22,395	30,950	52,031,355	47,804,588	70.1
<b>Belgium</b>	05 Feb 2020	13-Jan-22	2,347,164	39,321	28,566	27	1.2%	20,438	8,334	8,960,176	8,826,598	75.9
<b>Switzerland</b>	25 Feb 2020	13-Jan-22	1,627,209	29,944	12,536	17	0.8%	18,977	11,231	6,014,285	5,871,839	67.4
<b>Austria</b>	25 Feb 2020	13-Jan-22	1,394,599	15,852	13,898	16	1.0%	15,710	68,302	6,668,194	6,612,869	73.1
<b>Croatia</b>	25 Feb 2020	13-Jan-22	794,190	9,157	13,006	23	1.6%	19,525	3,758	2,275,075	2,175,425	53.3
<b>Norway</b>	26 Feb 2020	13-Jan-22	476,749	4,394	1,381	9	0.3%	8,915	4,755	4,296,975	3,950,280	72.3
<b>Romania</b>	26 Feb 2020	13-Jan-22	1,875,887	9,785	59,150	36	3.2%	9,691	2,781	7,983,877	7,900,632	41.3
<b>Estonia</b>	26 Feb 2020	13-Jan-22	260,396	2,438	1,967	4	0.8%	19,629	7,715	848,049	822,192	62.0
<b>Georgia</b>	26 Feb 2020	13-Jan-22	979,235	5,326	14,359	48	1.5%	26,321	11,081	1,404,616	1,183,683	29.7
<b>North Macedonia</b>	26 Feb 2020	13-Jan-22	239,920	1,859	8,070	8	3.4%	11,515	5,715	842,871	816,777	39.2
<b>Greece</b>	26 Feb 2020	13-Jan-22	1,612,869	20,409	21,732	95	1.3%	15,051	44,285	7,576,749	7,136,779	68.8
<b>Denmark</b>	27 Feb 2020	13-Jan-22	1,023,938	23,929	3,453	20	0.3%	17,598	33,987	4,831,751	4,686,232	80.6
<b>San Marino</b>	27 Feb 2020	09-Jan-22	9,518	-	103	-	1.1%	28,110		24,369	21,685	63.8
<b>Lithuania</b>	27 Feb 2020	13-Jan-22	555,971	4,164	7,603	24	1.4%	19,950	8,605	1,931,492	1,846,695	68.7
<b>Netherlands</b>	27 Feb 2020	13-Jan-22	3,465,463	33,344	21,127	13	0.6%	19,994	4,696	13,338,035	12,273,181	71.5
<b>Azerbaijan</b>	27 Feb 2020	13-Jan-22	623,555	674	8,490	10	1.4%	6,221	1,042	5,190,347	4,703,255	46.0
<b>Belarus</b>	28 Feb 2020	13-Jan-22	711,723	1,091	5,774	17	0.8%	7,518	2,359	4,905,934	3,570,521	37.8
<b>Iceland</b>	28 Feb 2020	13-Jan-22	43,768	1,238	43	-	0.1%	12,114	8,893	291,973	284,827	77.2
<b>Ireland</b>	28 Feb 2020	13-Jan-22	1,061,116	18,904	6,035	-	0.6%	21,474	11,162	3,947,890	3,850,923	77.3
<b>Monaco</b>	29 Feb 2020	13-Jan-22	6,362	96	44	-	0.7%	16,328		26,672	23,308	59.0
<b>Czech Republic</b>	01 Mar 2020	13-Jan-22	2,562,235	11,524	36,765	43	1.4%	24,014	8,407	6,872,205	6,719,787	62.7
<b>Luxembourg</b>	01 Mar 2020	12-Jan-22	121,237	-	931	-	0.8%	19,558	8,590	468,360	429,705	67.7
<b>Armenia</b>	01 Mar 2020	13-Jan-22	346,811	298	8,014	4	2.3%	11,726	1,798	952,813	740,489	25.0
<b>Latvia</b>	02 Mar 2020	13-Jan-22	295,961	2,566	4,700	10	1.6%	15,473	6,166	1,324,586	1,274,909	68.3
<b>Portugal</b>	02 Mar 2020	13-Jan-22	1,774,477	40,134	19,203	22	1.1%	17,279	26,624	9,526,676	9,152,373	90.0
<b>Andorra</b>	02 Mar 2020	12-Jan-22	28,899	-	141	-	0.5%	37,462	18,524	57,085	51,392	66.4

	<b>Liechtenstein</b>	03 Mar 2020	13-Jan-22	6,915	57	72	1	1.0%	18,188	5,871	26,417	25,802	67.5
	<b>Ukraine</b>	03 Mar 2020	13-Jan-22	3,727,034	10,046	97,928	191	2.6%	8,397	625	14,909,166	14,170,014	32.6
	<b>Slovenia</b>	04 Mar 2020	13-Jan-22	512,793	6,867	5,685	7	1.1%	24,560	5,271	1,255,109	1,198,889	57.7
	<b>Hungary</b>	04 Mar 2020	13-Jan-22	1,318,093	9,216	40,164	81	3.0%	13,491	2,391	6,299,590	6,045,893	62.8
	<b>Poland</b>	04 Mar 2020	13-Jan-22	4,265,433	16,874	101,419	481	2.4%	11,233	2,443	21,946,463	21,371,753	56.5
	<b>Faroe Islands</b>	04 Mar 2020	13-Jan-22	8,959	380	15	-	0.2%	18,405	78,869	41,529	40,695	83.0
	<b>Bosnia and Herzegovina</b>	05 Mar 2020	13-Jan-22	310,023	2,590	13,722	26	4.4%	9,392	614	882,641	720,631	22.1
	<b>Gibraltar</b>	05 Mar 2020	13-Jan-22	10,400	152	100	-	1.0%	30,860		41,232	40,117	119.1
	<b>Slovakia</b>	06 Mar 2020	13-Jan-22	872,511	2,848	17,128	47	2.0%	15,997	8,658	2,761,192	2,615,692	47.9
	<b>Serbia</b>	06 Mar 2020	13-Jan-22	1,399,867	13,753	13,003	19	0.9%	20,157	4,227	3,317,049	3,222,809	46.9
	<b>Vatican City</b>	06 Mar 2020	17-Oct-20	27	-	-	-	0.0%	2,932				
	<b>Malta</b>	07 Mar 2020	13-Jan-22	62,390	462	496	-	0.8%	12,412	15,965	453,310	438,922	85.1
	<b>Moldova</b>	07 Mar 2020	13-Jan-22	385,047	1,503	10,416	10	2.7%	14,488	-	989,897	995,778	24.8
	<b>Bulgaria</b>	08 Mar 2020	12-Jan-22	799,943	-	31,838	-	4.0%	11,467	5,687	1,904,143	1,954,380	28.3
	<b>Albania</b>	09 Mar 2020	13-Jan-22	226,598	2,029	3,255	2	1.4%	7,939	-	1,183,130	1,067,328	37.2
	<b>Cyprus</b>	09 Mar 2020	13-Jan-22	218,374	3,103	672	3	0.3%	18,219	131,857	652,302	619,487	69.1
	<b>Channel Islands</b>	09 Mar 2020	13-Jan-22	10,199	65	30	-	0.3%	15,636		54,146	51,351	81.0
	<b>Jersey</b>	10 Mar 2020	13-Jan-22	25,333	341	92	-	0.4%	27,896		81,762	77,494	76.7
	<b>Kazakhstan</b>	13 Mar 2020	13-Jan-22	1,013,586	9,122	13,062	3	1.3%	5,475	-	9,026,131	8,568,324	45.1
	<b>Kosovo</b>	13 Mar 2020	13-Jan-22	163,693	424	2,992	1	1.8%	9,123				
	<b>Uzbekistan</b>	15 Mar 2020	13-Jan-22	202,473	714	1,508	3	0.7%	603		18,959,162	12,441,333	36.7
	<b>Greenland</b>	16 Mar 2020	13-Jan-22	7,083	630	2	-	0.0%	12,598		40,469	38,089	67.0
	<b>Montenegro</b>	17 Mar 2020	13-Jan-22	198,857	2,217	2,460	3	1.2%	31,964		285,152	274,906	43.8
	<b>Kyrgyzstan</b>	18 Mar 2020	13-Jan-22	187,620	742	2,826	3	1.5%	2,906		1,258,484	1,018,952	15.4
	<b>Isle of Man</b>	19 Mar 2020	13-Jan-22	14,126	21	68	-	0.5%	16,701		68,974	65,808	77.1
	<b>Tajikistan</b>	30 Apr 2020	20-Nov-21	17,095	-	124	-	0.7%	183		3,709,690	2,895,535	29.7
<b>MIDDLE EAST</b>	<b>UAE</b>	29 Jan 2020	13-Jan-22	795,997	2,683	2,182	1	0.3%	8,147	52,253	9,890,581	9,178,459	91.9
	<b>Iran</b>	19 Feb 2020	13-Jan-22	6,214,781	2,394	132,002	30	2.1%	7,495	1,426	60,062,247	52,530,978	61.8
	<b>Israel</b>	21 Feb 2020	13-Jan-22	1,687,904	51,725	8,293	3	0.5%	18,644	40,016	6,657,395	5,997,011	64.6
	<b>Lebanon</b>	21 Feb 2020	13-Jan-22	801,801	7,057	9,338	13	1.2%	11,695	-	2,382,882	1,901,614	28.1
	<b>Kuwait</b>	24 Feb 2020	13-Jan-22	451,430	4,883	2,474	1	0.5%	10,730	7,797	3,345,561	3,230,155	74.6
	<b>Oman</b>	24 Feb 2020	13-Jan-22	310,338	750	4,119	-	1.3%	6,238		3,121,894	2,902,254	55.6

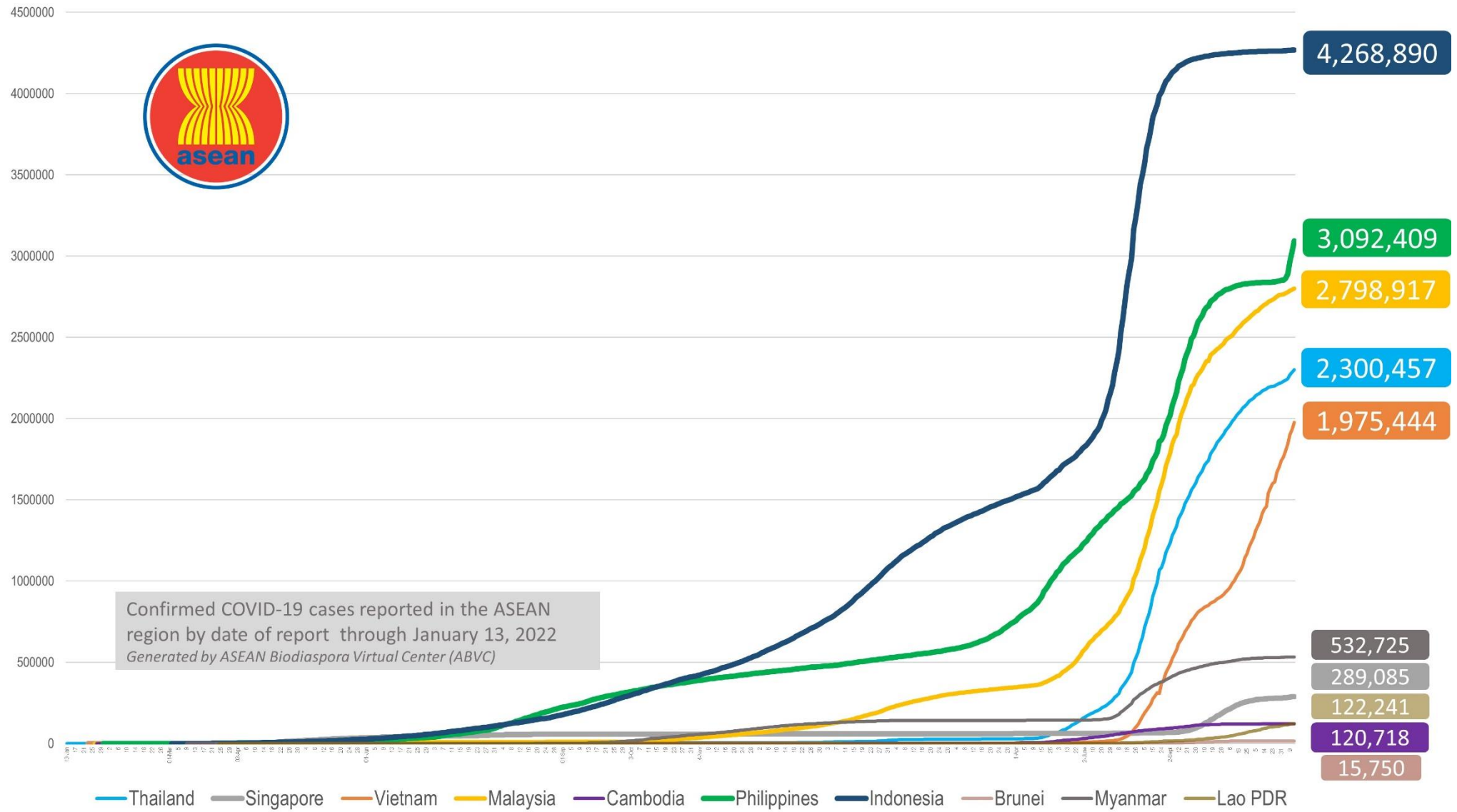


	<b>Bahrain</b>	24 Feb 2020	13-Jan-22	300,631	2,089	1,397	-	0.5%	18,318	16,581	1,208,688	1,185,685	67.8
	<b>Iraq</b>	24 Feb 2020	13-Jan-22	2,104,940	2,385	24,229	4	1.2%	5,355	307	8,735,048	5,945,854	14.4
	<b>Qatar</b>	29 Feb 2020	13-Jan-22	287,091	4,187	623	2	0.2%	10,137	-	2,360,308	2,218,292	75.7
	<b>Saudi Arabia</b>	02 Mar 2020	13-Jan-22	599,044	5,499	8,901	2	1.5%	1,748	4,832	25,165,017	23,410,643	66.2
	<b>Jordan</b>	02 Mar 2020	13-Jan-22	1,091,691	3,362	12,945	13	1.2%	10,807	6,424	4,331,942	3,933,851	38.3
	<b>Palestine</b>	05 Mar 2020	13-Jan-22	474,762	528	5,007	2	1.1%	10,133		2,066,723	1,515,699	29.0
	<b>Syria</b>	22 Mar 2020	12-Jan-22	50,580	-	2,936	-	5.8%	296		2,277,523	883,478	4.8
	<b>Yemen</b>	10 Apr 2020	13-Jan-22	10,233	13	1,987	1	19.4%	35		556,652	366,587	1.2
<b>AFRICA</b>	<b>Egypt</b>	14 Feb 2020	12-Jan-22	395,688	-	22,042	-	5.6%	394		35,914,913	23,557,717	22.6
	<b>Algeria</b>	25 Feb 2020	13-Jan-22	224,383	577	6,383	11	2.8%	521		7,221,896	5,763,106	12.9
	<b>Nigeria</b>	28 Feb 2020	12-Jan-22	249,586	-	3,092	-	1.2%	124	55	12,068,803	4,866,103	2.3
	<b>Tunisia</b>	02 Mar 2020	12-Jan-22	756,155	-	25,731	-	3.4%	6,466	1,617	7,018,208	6,078,905	50.9
	<b>Morocco</b>	02 Mar 2020	13-Jan-22	1,025,898	8,338	14,945	10	1.5%	2,813	567	24,695,000	23,079,874	61.8
	<b>Senegal</b>	02 Mar 2020	13-Jan-22	81,366	608	1,903	2	2.3%	499	169	1,365,479	994,643	5.8
	<b>South Africa</b>	05 Mar 2020	13-Jan-22	3,546,808	5,917	92,989	159	2.6%	6,057	1,093	19,318,516	16,231,689	27.0
	<b>Cameroon</b>	06 Mar 2020	10-Jan-22	109,666	-	1,853	-	1.7%	424		837,860	663,317	2.4
	<b>Togo</b>	06 Mar 2020	12-Jan-22	35,097	-	260	-	0.7%	434	171	1,399,760	1,040,674	12.3
	<b>Burkina Faso</b>	09 Mar 2020	13-Jan-22	19,972	86	339	-	1.7%	98		1,108,731	725,952	3.4
	<b>Democratic Republic of Congo</b>	10 Mar 2020	11-Jan-22	81,719	-	1,225	-	1.5%	94		270,263	131,316	0.1
	<b>Ivory Coast</b>	11 Mar 2020	12-Jan-22	78,258	-	745	-	1.0%	304	254	4,950,775	2,162,458	8.0
	<b>Reunion</b>	11 Mar 2020	11-Jan-22	102,216	-	435	-	0.4%	13,156				
	<b>Ghana</b>	13 Mar 2020	08-Jan-22	152,729	-	1,336	-	0.9%	502	116	6,682,196	2,918,596	9.2
	<b>Guinea</b>	13 Mar 2020	12-Jan-22	35,033	-	403	-	1.2%	274		2,469,757	1,293,373	9.6
	<b>Gabon</b>	13 Mar 2020	12-Jan-22	44,806	-	297	-	0.7%	2,062	5,024	392,898	173,123	7.6
	<b>Sudan</b>	13 Mar 2020	12-Jan-22	49,096	-	3,358	-	6.8%	115		4,016,849	1,234,386	2.8
	<b>Kenya</b>	13 Mar 2020	13-Jan-22	315,665	1,175	5,472	3	1.7%	600	-	7,278,811	4,644,213	8.5
	<b>Ethiopia</b>	13 Mar 2020	13-Jan-22	453,128	2,131	7,109	19	1.6%	404	156	9,363,375	1,595,221	1.4
	<b>Central African Republic</b>	14 Mar 2020	11-Jan-22	12,650	-	106	-	0.8%	267		556,077	346,270	7.0
<b>Seychelles</b>	14 Mar 2020	11-Jan-22	29,030	-	134	-	0.5%	29,736		82,348	78,263	79.1	
<b>Rwanda</b>	14 Mar 2020	12-Jan-22	123,166	-	1,391	-	1.1%	975	2,030	7,804,111	5,680,013	42.8	
<b>Namibia</b>	14 Mar 2020	13-Jan-22	153,611	321	3,783	22	2.5%	6,158	864	411,163	348,522	13.5	
<b>Swaziland</b>	14 Mar 2020	13-Jan-22	67,676	112	1,352	3	2.0%	5,894		341,756	311,782	26.6	
<b>Mauritania</b>	14 Mar 2020	13-Jan-22	52,772	977	895	2	1.7%	1,166	-	1,450,549	968,079	20.3	
<b>Mayotte</b>	14 Mar 2020	12-Jan-22	32,522	-	186	-	0.6%	20,449					
<b>Equatorial Guinea</b>	15 Mar 2020	10-Jan-22	14,871	-	177	-	1.2%	1,097	296	249,840	203,662	14.1	
<b>Republic of Congo</b>	15 Mar 2020	09-Jan-22	22,418	-	370	-	1.7%	417		734,721	560,880	9.9	
<b>Benin</b>	16 Mar 2020	12-Jan-22	26,036	-	162	-	0.6%	221	-	1,815,764	1,421,442	11.4	

<b>Liberia</b>	16 Mar 2020	11-Jan-22	7,054	-	287	-	4.1%	143		1,017,128	984,421	19.0
<b>Tanzania</b>	16 Mar 2020	05-Jan-22	30,564	-	740	-	2.4%	53		2,079,930	1,359,225	2.2
<b>Somalia</b>	16 Mar 2020	01-Jan-22	24,261	-	1,335	-	5.5%	157		1,203,131	810,010	5.0
<b>Gambia</b>	17 Mar 2020	11-Jan-22	11,122	-	344	-	3.1%	474	-	263,056	249,515	10.0
<b>Zambia</b>	17 Mar 2020	13-Jan-22	291,582	2,167	3,834	4	1.3%	1,633	666	806,611	1,408,599	7.4
<b>Mauritius</b>	18 Mar 2020	13-Jan-22	24,498	73	762	-	3.1%	1,936		954,272	915,442	71.9
<b>Djibouti</b>	18 Mar 2020	13-Jan-22	14,680	139	189	-	1.3%	1,508		108,945	99,007	9.9
<b>Niger</b>	19 Mar 2020	13-Jan-22	8,306	46	286	-	3.4%	36		1,424,863	1,010,152	4.0
<b>Chad</b>	19 Mar 2020	10-Jan-22	6,556	-	185	-	2.8%	41		285,922	95,267	0.6
<b>Zimbabwe</b>	20 Mar 2020	12-Jan-22	224,433	-	5,215	-	2.3%	1,532	318	4,183,671	3,207,302	21.3
<b>Cape Verde</b>	20 Mar 2020	12-Jan-22	52,729	-	364	-	0.7%	9,588		317,299	260,515	46.4
<b>Madagascar</b>	20 Mar 2020	08-Jan-22	54,101	-	1,117	-	2.1%	201	76	817,386	767,113	2.7
<b>Uganda</b>	21 Mar 2020	11-Jan-22	156,637	-	3,378	-	2.2%	354	85	10,410,479	1,809,627	3.8
<b>Eritrea</b>	21 Mar 2020	13-Jan-22	8,755	102	85	1	1.0%	247				
<b>Angola</b>	21 Mar 2020	12-Jan-22	91,907	-	1,842	-	2.0%	289		8,178,286	4,198,940	12.4
<b>Mozambique</b>	22 Mar 2020	13-Jan-22	216,559	1,752	2,109	4	1.0%	713	-	9,921,960	7,788,546	24.2
<b>Libya</b>	24 Mar 2020	12-Jan-22	395,687	-	5,822	-	1.5%	5,838		1,941,926	922,275	13.3
<b>Guinea-Bissau</b>	25 Mar 2020	12-Jan-22	6,808	-	150	-	2.2%	354		391,320	23,145	1.2
<b>Mali</b>	25 Mar 2020	13-Jan-22	27,653	504	678	1	2.5%	141		942,853	545,403	2.6
<b>Botswana</b>	30 Mar 2020	10-Jan-22	232,432	-	2,497	-	1.1%	10,090	-	1,171,577	1,039,113	43.4
<b>Sierra Leone</b>	31 Mar 2020	13-Jan-22	7,500	7	125	-	1.7%	96		747,044	385,232	4.7
<b>Burundi</b>	31 Mar 2020	11-Jan-22	35,755	-	14	-	0.0%	310		5,474	3,533	0.0
<b>Malawi</b>	02 Apr 2020	13-Jan-22	81,890	476	2,445	8	3.0%	440	-	1,498,902	748,097	3.8
<b>South Sudan</b>	05 Apr 2020	11-Jan-22	16,337	-	136	-	0.8%	148	-	245,004	199,740	1.8
<b>Sao Tome and Principe</b>	06 Apr 2020	13-Jan-22	5,404	169	65	-	1.2%	2,513		86,396	51,216	22.9
<b>Comoros</b>	30 Apr 2020	12-Jan-22	7,715	-	159	-	2.1%	907		335,408	246,139	27.7
<b>Lesotho</b>	13May 2020	13-Jan-22	31,604	232	687	1	2.2%	1,487		648,817	641,007	29.7
			<b>304,435,050</b>	<b>2,266,835</b>	<b>5,228,764</b>	<b>5,740</b>	<b>1.7%</b>					

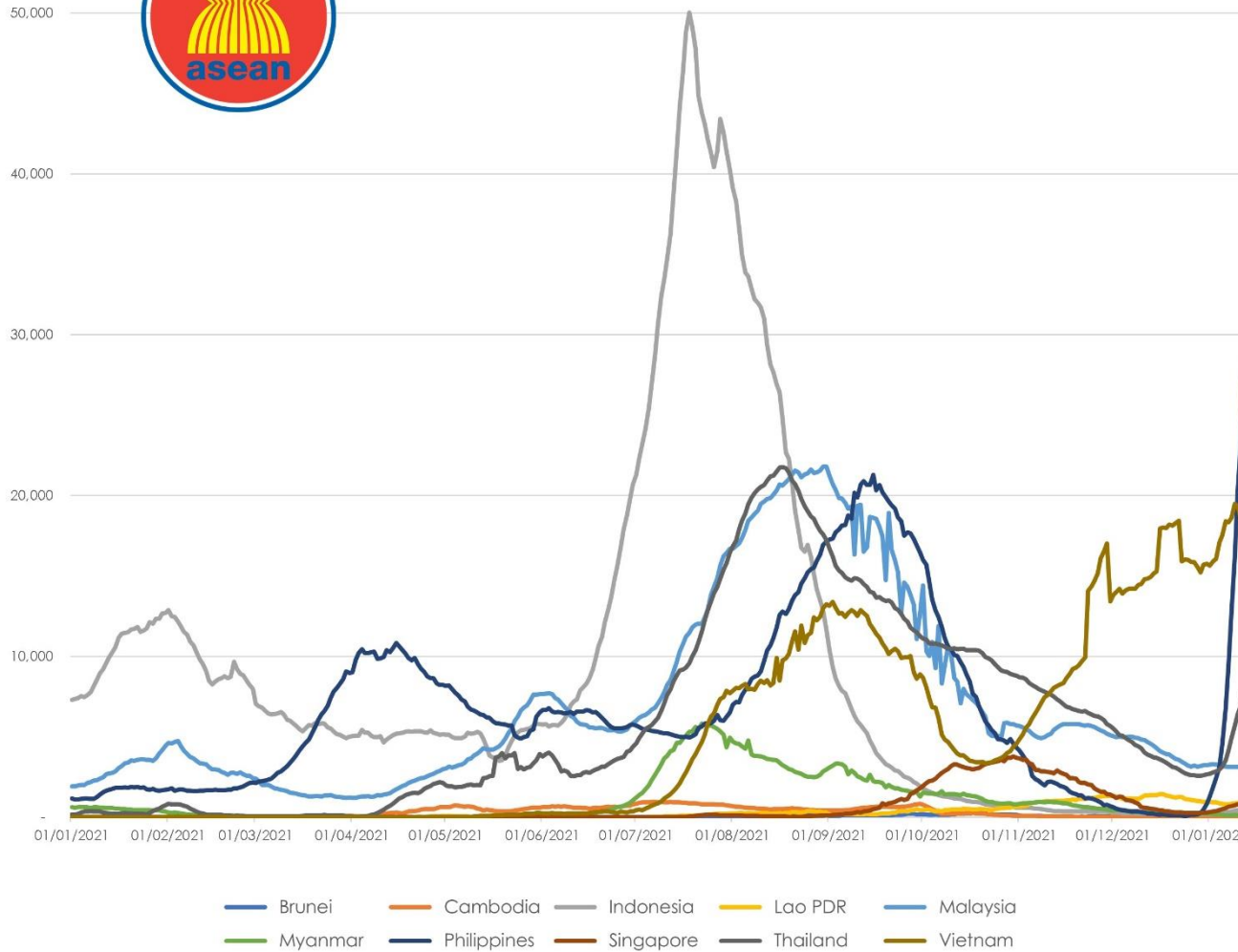
# COVID-19 Epi curve among ASEAN Countries

as of 13 January 2022



# 7-Day Rolling Average of COVID-19 new cases

as of 13 January 2022

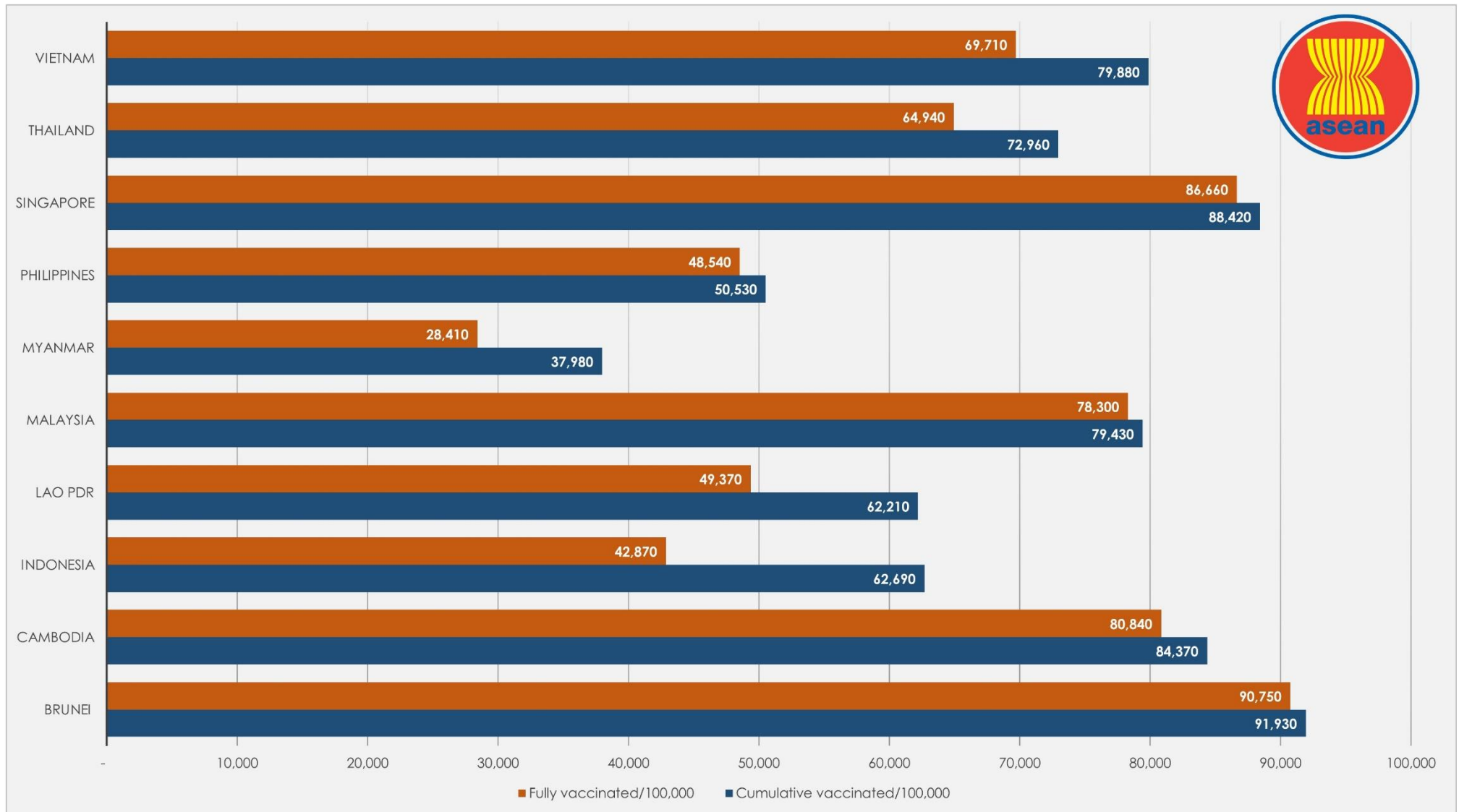


ASEAN Country	New Cases Rate of Change 7-Day Window*	P-value
Brunei	3.15	0
Cambodia	2.27	0
Indonesia	43.53	0
Lao PDR	18.53	0.012
Malaysia	7.1	0.09
Myanmar	3.84	0.003
Philippines	3353.36	0
Singapore	29.14	0.002
Thailand	627.97	0
Vietnam	124.86	0.346

\*\*Beta coefficient of linear line of best fit; equal to the rate of change in the 7-day rolling average of new cases over the past 7 days (as of January 13, 2022)


# COVID-19 Vaccination Status

as of 13 January 2022



# Outlook Assessment

as of 11 January 2022

 <b>ASEAN MEMBER STATE</b>	REQUIREMENT							
	At least <b>80% of the high-risk population has been vaccinated</b> with at least one dose of a COVID-19 vaccine.		At least <b>65% of the total population has a level of immunity</b> to COVID-19; either recovered from COVID-19 or have been vaccinated with at least one dose of a COVID-19 vaccine.		<b>Case levels are generally low</b> (a 7-day rolling average number of daily new cases that is <10 cases per 100,000, with each day's past-14-day test positivity is consistently <5%).		<b>Government Policy</b> on containment and health (strictness and comprehensiveness in COVID-19 related government policies)	
	% of High risk population fully vaccinated	Population vaccinated/day (7-day average)	% of Total population fully vaccinated	Population vaccinated/day (7-day average)	Daily cases/100,000	Test positivity last 14 days	Containment and health index score - Oxford COVID-19 Government Response Tracker (OxCGRT)	Change over the past 30 days
Brunei	≥90.0	Unknown	≥ 90.0	Unknown	7.19	Unknown	67.9/100	-5.9
Cambodia	≥90.0	0%/day	86.9	0.02%/day	0.13	Unknown	55.4/100	0.0
Indonesia	≥90.0	0%/day	44.9	0.17%/day	0.21	0.2	63.4/100	+3.2
Lao PDR	≥90.0	0%/day	53.9	Unknown	13.25	33.5	68.2/100	0.0
Malaysia	≥90.0	0%/day	78.8	0.01%/day	8.44	2.8	55.7/100	-1.8
Myanmar	82.5	unknown-	29.4	Unknown	0.29	1.0	78.9/100	+7.7
Philippines	≥90.0	0%/day	51.7	0.56%/day	24.69	18.9	80.1/100	0.0
Singapore	≥90.0	0%/day	83.8	0.02%/day	12.13	1.8	64.3/100	0.0
Thailand	≥90.0	0%/day	66.0	unknown	10.84	7.3	55.4/100	0.0
Vietnam	65.0	unknown	60.8	unknown	16.70	17.1	74.4/100	0.0



Report generated by  
**ASEAN Biodiaspora Virtual Center (ABVC)**  
 in collaboration with **Bluedot Inc.**  
 Email: [support@biodiaspora.org](mailto:support@biodiaspora.org)

