

COVID-19 Situational Report in the ASEAN Region

ASEAN Biodiaspora Virtual Center (ABVC)

as of October 1, 2021



Canada



COVID-19: Highlights and Situation Overview

Global Update

- Worldwide, there have been over 234 million cases and over 4 million deaths attributed to COVID-19.

Regional Update

- Vietnam's commercial hub Ho Chi Minh City will start relaxing its coronavirus curbs from later on September 30 (Thursday), allowing more business and social activities after four months of measures aimed at arresting a spiraling death rate. Starting October 1, Ho Chi Minh City's industrial parks, construction projects, malls, barber shops, hospitality facilities and restaurants for takeaways can resume operations.
- Philippines further loosened COVID-19 restrictions in the national capital region on Friday (October 1), allowing restaurants to accept more guests and gyms to reopen after recording a decline in daily COVID-19 cases. An alert level system first and small-scale lockdown system imposed on the capital region on September 16 to allow for greater mobility and more businesses to reopen will remain in place until October 15. Restaurants and personal care services were permitted to double their allowable operating capacity to 20%, while fitness studios and gyms were allowed to reopen, but only to fully vaccinated clients.
- Laos government has announced an extension of COVID-19 restriction measures for a further two weeks. Government Spokesperson and Minister to the Prime Minister's Office, made an announcement evening of September 30 extending COVID-19 restriction measures at the national level for the 11th time since the nation began experiencing its second wave. Entertainment venues, cinemas, spas, karaoke bars, pubs, internet cafes, snooker halls, and casinos will remain closed across the country. Massage parlors, beauty salons, night markets, food gardens, and tourist sites across the country in areas that have community spread of COVID-19 will also remain closed. In addition, factories and industrial plants in areas with community spread within the factory or the community except for factories that have been authorized by the COVID Taskforce to continue operations, factories that produce consumer goods, medicines or medical equipment. Factories that remain open must do so in strict compliance with COVID-19 prevention measures. Any factory that does not comply with all regulations and measures will be temporarily closed.

Vaccine Update

- Malaysia reported a total of 20,202,624 individuals or 86.3% of the adult population in the country have completed their COVID-19 vaccination as of September 30. Based on the Ministry of Health (MoH) data on the COVIDNOW portal, about 3.7% more is required to achieve 90% of adult vaccination. As of yesterday, 94.2% or 22,042,703 individuals of the adult population have received at least one dose of the COVID-19 vaccine, while 52,774 or 1.7% of adolescents, aged between 12 and 17 completed their vaccination. A total of 329,163 doses of the vaccine were dispensed yesterday with 167,443 as the first dose and 161,720 the second, raising the cumulative total dispensed under the National COVID-19 Immunization Programme (PICK) to 43,696,743 doses. Malaysian authority said on Thursday (September 30) that it would now be mandatory for all federal government employees to be vaccinated against COVID-19, with exceptions only to be allowed on health grounds. The announcement comes as the country looks to boost vaccination rates with the aim of inoculating 80% of the population by the end of the year. Unvaccinated employees have been given until Nov 1 to complete their inoculations, while those who are unable to be vaccinated must submit health information verified by a government medical officer.

Those who fail to get vaccinated in time will face disciplinary action according to the Public Service Department. Meanwhile, COVID-19 vaccine development in Malaysia is still in the proof-of-concept stage before pre-clinical trial phases can start. Science, Technology and Innovation Minister said it has allocated RM15 million for COVID-19 vaccine research and development (R&D) at Universiti Malaya's TIDREC and scientists at University of Putra Malaysia (UPM). Apart from that, the Health Ministry (MOH) has also provided an allocation to develop COVID-19 vaccines at its Institute of Medical Research (IMR), which has been planned since April 2020. R&D under IMR involves the development of two COVID-19 vaccine technologies, namely, mRNA, which is currently undergoing in-vitro transcription process, and deactivated virus. The minister added that the said vaccines at IMR would be developed through strategic collaboration with researchers from UPM and the Veterinary Research Institute (VRI). The Health Ministry has announced that the CoronaVac COVID-19 vaccine from Chinese manufacturer Sinovac has been given conditional approval for those aged 12 and above. In a statement, the Health Ministry said the use of CoronaVac COVID-19 vaccine from Sinovac Life Sciences Co. Ltd., China and Pharmaniaga Lifesciences Sdn Bhd, Malaysia, was approved in a Drug Control Authority (DCA) meeting on October 1. The DCA, however, recommends that the use of the vaccine is prioritized for adolescents aged 12 to 17 without comorbidities and those who have allergies and are not suitable to receive the Cominarty vaccine.

- Brunei's Minister of Health said that COVID-19 booster shot programme will be eventually made available to the public in stages. The shot will be given at least six months after the administration of the recipient's second dose. According to the minister, everyone is advised to get a third dose, however, frontliners will be prioritized first.

Travel Advisories (new update/s)

- Thailand: The country has agreed to open a new border crossing with Cambodia to boost trade. The crossing at the newly constructed Nong Ian-Stung Bot-Ban Friendship Bridge in Sa Kaeo province will be opened early as Thailand has yet to complete construction of its checkpoint. In the meantime, goods will be transported through the Ning Ian checkpoint by container only.
- Laos: Borders and checkpoints will remain closed for another 2 weeks. Tourist and visitor visas will not be issued to foreigners, however diplomatic personnel, employees of international organizations, experts, and investors with an urgent requirement to enter the country will be granted entry but must comply with all COVID-19 prevention measures issued by the government. Ambassadors and heads of international organizations are authorized to use their residence for a 14-day quarantine, while employees at all lower levels must quarantine at an authorized quarantine hotel.

Cases and Deaths as of 01 October 2021

- As of 01 October 2021 (2PM, GMT+8), worldwide, there were **234,804,492** confirmed cases, including **4,799,377** deaths. Globally, Case Fatality Rate (CFR) was **2.0**.
- In **China**, there were **124,640** confirmed cases with **5,691** deaths, including deaths in Hong Kong (213) and Taiwan (842). Confirmed cases in China include confirmed cases in Hong Kong (12,218), Macau (71), and Taiwan (16,223). CFR was **4.6**.
- **12,105,158 confirmed cases** of COVID-19 have been reported in the ASEAN region with a total of **262,558 deaths**, with a CFR of **2.2**.

REGION	COUNTRY	FIRST CONFIRMED CASE(S)	LATEST REPORT ON CONFIRMED CASE(S)	TOTAL CONFIRMED CASES	NEW CASES (7-DAY ROLLING AVERAGE)	TOTAL DEATHS	NEW DEATHS (7-DAY ROLLING AVERAGE)	CASE FATALITY RATE	CUMULATIVE CASES/ 100,000	NUMBER OF TESTS LAST 14 DAYS/ 100,000	CUMULATIVE VACCINATED	CUMULATIVE FULLY VACCINATED	FULLY VACCINATED / 100
ASEAN REGION	Brunei	10-Mar-20	30-Sep-21	7,116	166 (203)	42	2 (2)	0.6%	1,642		285,987	188,420	42.7
	Cambodia	27-Jan-20	30-Sep-21	112,651	978 *862	2,319	17 (20)	2.1%	683	-	13,273,263	10,985,231	64.8
	Indonesia	02-Mar-20	30-Sep-21	4,215,104	1,690 (1,935)	141,939	113 (118)	3.4%	1,558	818	89,822,987	50,412,993	18.2
	Lao PDR	24-Mar-20	30-Sep-21	23,846	358 (457)	18	1 (0)	0.1%	333	986	2,799,549	1,909,360	25.9
	Malaysia	25-Jan-20	30-Sep-21	2,245,594	25,068 (12,702)	26,143	208 (209)	1.2%	7,029	-	23,371,182	20,093,678	61.3
	Myanmar	23-Mar-20	29-Sep-21	462,608	- (1,314)	17,682	- (48)	3.8%	856	466	7,205,913	3,729,758	6.8
	Philippines	30-Jan-20	30-Sep-21	2,549,966	14,234 (16,459)	38,294	130 (127)	1.5%	2,359	828	25,195,827	24,044,260	21.7
	Singapore	23-Jan-20	30-Sep-21	94,043	2,268 (1,812)	93	8 (4)	0.1%	1,649	16,160	4,692,489	4,526,872	76.8
	Thailand	13-Jan-20	30-Sep-21	1,603,475	11,646 (11,266)	16,727	107 (120)	1.0%	2,303	128	29,501,110	15,899,158	22.7
	Vietnam	23-Jan-20	30-Sep-21	790,755	11,357 (8,903)	19,301	203 (183)	2.4%	820	1,693	32,171,641	8,981,400	9.2
				12,105,158	67,765	262,558	789	2.2%					

- **222,574,694 confirmed cases** of COVID-19 have been reported in **222 countries/states** (other than China, Hong Kong, Taiwan, Macau, and ASEAN countries):

REGION	COUNTRY	FIRST CONFIRMED CASE(S)	LATEST REPORT ON CONFIRMED CASE(S)	TOTAL CONFIRMED CASES	NEW CASES	TOTAL DEATHS	NEW DEATHS	CASE FATALITY RATE	CUMULATIVE CASES/ 100,000	NUMBER OF TESTS LAST 14 DAYS/ 100,000	CUMULATIVE IMMUNIZED	CUMULATIVE FULLY VACCINATED	FULLY VACCINATED/ 100
ASIA PACIFIC	Japan	16 Jan 2020	30-Sep-21	1,702,249	1,987	17,584	66	1.0%	1,348	777	88,693,855	75,044,365	59.5
	South Korea	20 Jan 2020	30-Sep-21	311,289	2,564	2,481	7	0.8%	602	730	39,002,427	25,170,260	49.1
	Nepal	24 Jan 2020	30-Sep-21	795,061	898	11,135	12	1.4%	2,779	448	7,214,742	6,238,001	21.0
	Australia	25 Jan 2020	30-Sep-21	105,131	2,402	1,290	12	1.2%	410	10,602	16,402,080	11,039,616	42.8
	Sri Lanka	27 Jan 2020	30-Sep-21	517,377	912	12,906	59	2.5%	2,373	504	14,471,052	11,700,763	54.4
	India	30 Jan 2020	30-Sep-21	33,765,477	27,295	448,372	282	1.3%	2,471	1,445	645,293,313	234,399,152	16.8
	Afghanistan	24 Feb 2020	30-Sep-21	155,191	17	7,206	2	4.6%	408		773,002	430,744	1.1
	Pakistan	26 Feb 2020	30-Sep-21	1,245,127	1,742	27,729	39	2.2%	575	300	58,405,873	27,405,873	12.2
	New Zealand	28 Feb 2020	30-Sep-21	4,273	25	27	-	0.6%	87	3,478	3,266,796	1,865,831	38.4
	Bhutan	05 Mar 2020	29-Sep-21	2,601	-	3	-	0.1%	341	2,952	584,605	496,481	63.7
	Maldives	07 Mar 2020	30-Sep-21	84,809	230	231	-	0.3%	15,973	10,473	391,960	337,293	62.1
	Bangladesh	08 Mar 2020	30-Sep-21	1,555,911	860	27,510	23	1.8%	954	210	31,502,515	16,722,932	10.1
	Mongolia	10 Mar 2020	30-Sep-21	304,084	2,650	1,277	19	0.4%	9,428	3,834	2,251,069	2,129,106	64.0

	Turkey	10 Mar 2020	30-Sep-21	7,154,070	29,104	64,054	216	0.9%	8,575	5,429	53,658,331	44,059,772	51.8
	French Polynesia	12 Mar 2020	29-Sep-21	46,121	-	620	-	1.3%	16,514		152,157	138,619	49.1
	Guam	15 Mar 2020	29-Sep-21	14,897	-	196	-	1.3%	8,905		127,254	112,681	68.0
	New Caledonia	17 Mar 2020	30-Sep-21	7,428	252	119	5	1.6%	2,581		141,094	82,641	28.7
	Fiji	18 Mar 2020	30-Sep-21	51,023	70	624	-	1.2%	5,733	-	591,293	425,902	47.2
	Papua New Guinea	21 Mar 2020	30-Sep-21	20,221	318	229	-	1.1%	230	-	119,996	45,074	0.5
	Timor Leste	21 Mar 2020	30-Sep-21	19,498	43	117	2	0.6%	1,508	-	441,510	270,369	20.1
	Northern Mariana Islands	28 Mar 2020	28-May-21	183	-	2	-	1.1%	320		35,718	34,076	59.9
	North Korea	24 Jul 2020	25-Jul-20	1	-	-	-	0.0%	0				
	Solomon Islands	03 Oct 2020	16-Apr-21	20	-	-	-	0.0%	3		74,573	23,171	3.3
	Wallis et Futuna	17 Oct 2020	6-May-21	445	-	7	-	1.6%	2,777		5,366	5,072	45.7
	Marshall Islands	26 Oct 2020	17-Nov-20	4	-	-	-	0.0%	7		22,593	19,633	33.6
	Vanuatu	11 Nov 2020	21-Apr-21	4	-	1	-	25.0%	1		42,840	14,344	4.6
	Samoa	18 Nov 2020	12-Feb-21	3	-	-	-	0.0%	2		114,698	57,618	28.8
	Micronesia	11 Jan 2021	11-Jan-21	1	-	-	-	0.0%	1		44,633	38,581	37.2
	Palau	31 May 2021	16-Sep-21	5	-	-	-	0.0%	28		17,715	15,517	86.7
AMERICAS	USA	21 Jan 2020	30-Sep-21	44,215,598	16,102	714,110	157	1.6%	13,471	4,399	214,043,376	184,335,263	54.8
	Canada	25 Jan 2020	30-Sep-21	1,621,534	1,410	27,833	44	1.7%	4,267	3,562	29,209,690	26,930,171	70.7
	Brazil	26 Feb 2020	29-Sep-21	21,409,992	-	596,413	-	2.8%	10,111	-	150,269,515	88,983,740	41.6
	Mexico	28 Feb 2020	29-Sep-21	3,655,395	-	276,972	-	7.6%	2,865	182	63,719,420	45,284,037	34.8
	Saint Martin	01 Mar 2020	24-Sep-21	3,727	-	55	-	1.5%	9,807				
	Ecuador	01 Mar 2020	28-Sep-21	509,238	-	32,762	-	6.4%	2,931	154	11,244,528	9,893,962	55.3
	Dominican Republic	01 Mar 2020	29-Sep-21	358,455	-	4,046	-	1.1%	3,338	267	6,052,230	4,887,765	44.6
	Chile	03 Mar 2020	30-Sep-21	1,654,264	858	37,468	13	2.3%	8,729	3,486	15,169,125	14,127,898	73.5
	Argentina	03 Mar 2020	30-Sep-21	5,256,902	1,641	115,179	49	2.2%	11,698	452	29,620,243	21,878,609	48.0
	Peru	05 Mar 2020	29-Sep-21	2,175,305	-	199,367	-	9.2%	6,691	66	15,202,804	9,993,674	30.0
	Costa Rica	06 Mar 2020	29-Sep-21	530,113	-	6,349	-	1.2%	10,502	1,314	3,274,461	2,003,946	39.0

Colombia	06 Mar 2020	30-Sep-21	4,957,277	1,429	126,299	38	2.5%	9,848	1,051	26,048,698	16,684,339	32.5
French Guiana	06 Mar 2020	29-Sep-21	40,845	-	262	-	0.6%	20,892				
Martinique	06 Mar 2020	29-Sep-21	41,129	-	608	-	1.5%	9,501				
Paraguay	07 Mar 2020	29-Sep-21	459,948	-	16,195	-	3.5%	6,529	300	2,621,847	1,866,306	25.9
Panama	10 Mar 2020	29-Sep-21	466,851	-	7,223	-	1.5%	10,994	1,866	2,920,193	2,218,103	50.6
Bolivia	10 Mar 2020	29-Sep-21	500,090	-	18,726	-	3.7%	4,344	524	4,252,426	3,258,388	27.5
Honduras	11 Mar 2020	29-Sep-21	365,994	-	9,777	-	2.7%	3,755		3,207,579	1,988,868	19.8
Cuba	11 Mar 2020	30-Sep-21	877,428	5,003	7,436	58	0.8%	7,742	-	9,153,935	4,990,546	44.1
Guyana	11 Mar 2020	29-Sep-21	31,638	-	783	-	2.5%	4,042		357,208	185,972	23.5
Jamaica	12 Mar 2020	29-Sep-21	83,486	-	1,860	-	2.2%	2,832	696	528,907	253,566	8.5
St Vincent and the Grenadines	12 Mar 2020	30-Sep-21	3,508	85	21	2	0.6%	3,172		20,414	13,411	12.1
Saint Lucia	13 Mar 2020	29-Sep-21	11,459	-	201	-	1.8%	6,269		45,551	31,161	16.9
Trinidad and Tobago	13 Mar 2020	29-Sep-21	50,459	-	1,474	-	2.9%	3,617	856	572,957	493,367	35.2
Venezuela	13 Mar 2020	29-Sep-21	367,672	-	4,454	-	1.2%	1,289		9,731,808	5,983,049	20.8
Guatemala	13 Mar 2020	30-Sep-21	560,315	3,071	13,564	39	2.4%	3,375	157	4,455,369	2,378,790	13.0
Uruguay	13 Mar 2020	29-Sep-21	388,822	-	6,054	-	1.6%	11,232	2,976	2,733,717	2,568,752	73.7
Curacao	13 Mar 2020	29-Sep-21	16,465	-	162	-	1.0%	10,451		97,897	89,355	54.2
Puerto Rico	13 Mar 2020	29-Sep-21	181,002	-	3,148	-	1.7%	5,667		2,530,039	2,245,080	70.3
Suriname	13 Mar 2020	29-Sep-21	41,419	-	879	-	2.1%	7,124		227,418	170,188	28.8
Antigua and Barbuda	13 Mar 2020	30-Sep-21	3,231	43	79	3	2.4%	3,327	-	48,580	40,672	41.2
Guadeloupe	13 Mar 2020	29-Sep-21	53,585	-	708	-	1.3%	12,096				
Cayman Islands	13 Mar 2020	29-Sep-21	835	-	2	-	0.2%	1,286		55,129	51,481	77.4
Aruba	14 Mar 2020	29-Sep-21	15,472	-	166	-	1.1%	14,553		81,319	74,742	69.7
Bahamas	15 Mar 2020	28-Sep-21	20,984	-	531	-	2.5%	5,388		114,333	70,128	17.7
US Virgin Islands	16 Mar 2020	29-Sep-21	6,721	-	71	-	1.1%	6,303		53,624	46,444	44.4
Sint Maarten	17 Mar 2020	29-Sep-21	4,283	-	66	-	1.5%	10,515		25,721	23,589	54.3
Montserrat	17 Mar 2020	19-Sep-21	33	-	1	-	3.0%	353		1,483	1,388	27.9
Barbados	17 Mar 2020	30-Sep-21	8,381	201	74	5	0.9%	2,920		133,446	103,143	35.9
El Salvador	18 Mar 2020	29-Sep-21	104,348	-	3,234	-	3.1%	1,617	-	4,088,016	3,396,764	52.1

	Nicaragua	18 Mar 2020	28-Sep-21	14,448	-	204	-	1.4%	221		502,324	286,178	4.3
	Bermuda	18 Mar 2020	29-Sep-21	5,244	-	72	-	1.4%	8,204		43,855	42,821	69.0
	Haiti	19 Mar 2020	27-Sep-21	21,647	-	610	-	2.8%	192		42,899	18,987	0.2
	Dominica	22 Mar 2020	24-Sep-21	3,293	-	15	-	0.5%	4,586		23,615	21,009	29.1
	Grenada	22 Mar 2020	30-Sep-21	5,140	101	139	4	2.7%	4,589		33,132	22,531	19.9
	Belize	23 Mar 2020	29-Sep-21	20,568	-	409	-	2.0%	5,269	4,486	192,332	123,475	30.5
	Turks and Caicos Islands	23 Mar 2020	28-Sep-21	2,836	-	23	-	0.8%	7,426		27,446	24,928	63.6
	Saint Kitts and Nevis	24 Mar 2020	28-Sep-21	1,918	-	13	-	0.7%	3,631	8,797	25,394	22,021	41.1
	British Virgin Islands	25 Mar 2020	8-Sep-21	2,642	-	37	-	1.4%	8,798		17,439	14,959	49.2
	Anguilla	26 Mar 2020	29-Sep-21	409	-	1	-	0.2%	3,086		9,498	9,086	60.1
	Caribbean Netherlands	01 Apr 2020	29-Sep-21	2,083	-	19	-	0.9%	11,565		19,109	16,736	63.3
	Falkland Islands	03 Apr 2020	1-Sep-21	67	-	-	-	0.0%	2,540		2,632	1,775	50.3
	Saint Pierre and Miquelon	05 Apr 2020	2-Sep-21	31	-	-	-	0.0%	442				
	Saint Barthelemy	25 Jul 2020	24-Sep-21	1,565	-	3	-	0.2%	18,521				
EUROPE	France	24 Jan 2020	30-Sep-21	7,013,432	5,204	116,713	56	1.7%	10,458		50,239,233	44,308,223	65.6
	Germany	27 Jan 2020	30-Sep-21	4,256,632	10,656	94,250	59	2.2%	5,120	2,305	56,467,517	53,449,211	63.7
	Finland	29 Jan 2020	30-Sep-21	141,552	663	1,062	-	0.8%	2,564	2,253	4,130,015	3,426,110	61.8
	Italy	30 Jan 2020	30-Sep-21	4,669,355	1,094	130,921	51	2.8%	7,744	6,037	45,096,805	40,857,182	67.7
	Russian Federation	31 Jan 2020	30-Sep-21	7,511,026	23,888	207,255	867	2.8%	5,202	4,110	47,967,752	42,047,947	28.8
	Spain	31 Jan 2020	30-Sep-21	4,959,091	2,400	86,417	20	1.7%	10,534	-	37,657,732	36,566,753	78.2
	Sweden	31 Jan 2020	30-Sep-21	1,152,886	859	14,822	8	1.3%	11,209		7,147,833	6,555,719	64.5
	United Kingdom of Great Britain	31 Jan 2020	30-Sep-21	7,807,036	35,742	136,662	137	1.8%	11,681	18,442	48,797,579	44,833,280	65.7
	Belgium	05 Feb 2020	30-Sep-21	1,242,821	2,589	25,595	14	2.1%	10,822	4,821	8,574,807	8,393,069	72.2
	Switzerland	25 Feb 2020	30-Sep-21	840,359	1,141	11,099	12	1.3%	9,800	5,361	5,504,964	4,995,638	57.3
	Austria	25 Feb 2020	30-Sep-21	743,095	2,049	11,009	11	1.5%	8,371	51,081	5,728,613	5,410,849	59.8
	Croatia	25 Feb 2020	30-Sep-21	404,790	1,710	8,640	12	2.1%	9,952	2,901	1,817,444	1,705,090	41.8
	Norway	26 Feb 2020	29-Sep-21	188,850	-	861	-	0.5%	3,531	3,312	4,143,069	3,626,158	66.3

	Romania	26 Feb 2020	30-Sep-21	1,233,668	12,032	37,041	176	3.0%	6,373	2,907	5,518,653	5,352,245	28.0
	Estonia	26 Feb 2020	30-Sep-21	156,257	788	1,357	5	0.9%	11,779	5,839	758,042	609,667	46.0
	Georgia	26 Feb 2020	30-Sep-21	613,012	1,743	8,946	29	1.5%	16,477	5,376	978,640	796,129	20.0
	North Macedonia	26 Feb 2020	30-Sep-21	191,408	493	6,668	22	3.5%	9,187	1,684	785,830	724,835	34.8
	Greece	26 Feb 2020	30-Sep-21	655,767	2,232	14,828	33	2.3%	6,119	24,090	6,439,087	6,107,955	58.9
	Denmark	27 Feb 2020	30-Sep-21	358,796	427	2,656	2	0.7%	6,166	7,461	4,453,321	4,366,235	75.1
	San Marino	27 Feb 2020	27-Sep-21	5,428	-	91	-	1.7%	16,031		24,437	24,437	71.9
	Lithuania	27 Feb 2020	30-Sep-21	331,683	1,814	4,993	28	1.5%	11,902	8,251	1,744,818	1,611,973	59.9
	Netherlands	27 Feb 2020	30-Sep-21	2,003,050	1,703	18,170	2	0.9%	11,556	1,088	12,811,287	11,527,688	67.1
	Azerbaijan	27 Feb 2020	30-Sep-21	483,902	774	6,525	12	1.3%	4,828	1,366	4,745,715	3,740,237	36.6
	Belarus	28 Feb 2020	30-Sep-21	538,086	1,989	4,143	29	0.8%	5,684	3,124	1,877,399	1,512,121	16.0
	Iceland	28 Feb 2020	29-Sep-21	11,781	-	33	-	0.3%	3,261	5,058	281,440	275,493	80.2
	Ireland	28 Feb 2020	30-Sep-21	389,932	1,267	5,249	-	1.3%	7,891	6,179	3,770,362	3,678,325	73.8
	Monaco	29 Feb 2020	30-Sep-21	3,314	1	33	-	1.0%	8,505		26,672	23,308	59.0
	Czech Republic	01 Mar 2020	30-Sep-21	1,691,489	731	30,459	4	1.8%	15,853		6,077,785	5,952,551	55.5
	Luxembourg	01 Mar 2020	28-Sep-21	78,130	-	835	-	1.1%	12,604	3,836	417,935	399,522	62.9
	Armenia	01 Mar 2020	30-Sep-21	261,697	1,022	5,319	20	2.0%	8,848	2,422	264,695	143,840	4.9
	Latvia	02 Mar 2020	30-Sep-21	158,291	1,208	2,717	11	1.7%	8,275	-	918,318	846,715	45.4
	Portugal	02 Mar 2020	30-Sep-21	1,069,279	749	17,975	7	1.7%	10,412	5,879	8,930,596	8,663,808	85.2
	Andorra	02 Mar 2020	30-Sep-21	15,222	13	130	-	0.9%	19,732	2,866	52,910	43,008	55.6
	Liechtenstein	03 Mar 2020	29-Sep-21	3,447	-	60	-	1.7%	9,067	6,336	24,495	22,916	59.9
	Ukraine	03 Mar 2020	30-Sep-21	2,423,379	11,757	56,274	194	2.3%	5,460	915	7,000,533	5,617,457	12.9
	Slovenia	04 Mar 2020	30-Sep-21	293,364	1,031	4,561	5	1.6%	14,050	2,851	1,124,289	998,804	48.1
	Hungary	04 Mar 2020	30-Sep-21	822,705	633	30,190	5	3.7%	8,421	1,649	5,887,540	5,645,518	58.6
	Poland	04 Mar 2020	30-Sep-21	2,907,071	1,205	75,650	27	2.6%	7,656	1,031	19,813,605	19,404,212	51.3
	Faroe Islands	04 Mar 2020	30-Sep-21	1,178	17	2	-	0.2%	2,420		38,109	36,182	73.8
	Bosnia and Herzegovina	05 Mar 2020	30-Sep-21	234,775	1,000	10,606	32	4.5%	7,112	1,143	634,063	426,082	13.1
	Gibraltar	05 Mar 2020	29-Sep-21	5,541	-	97	-	1.8%	16,442		39,938	39,589	117.5
	Slovakia	06 Mar 2020	30-Sep-21	412,507	1,427	12,637	17	3.1%	7,563	7,363	2,448,010	2,252,158	41.2
	Serbia	06 Mar 2020	30-Sep-21	941,989	7,549	8,234	47	0.9%	13,564	4,087	3,032,496	2,893,605	42.5
	Vatican City	06 Mar 2020	17-Oct-20	27	-	-	-	0.0%	2,932				

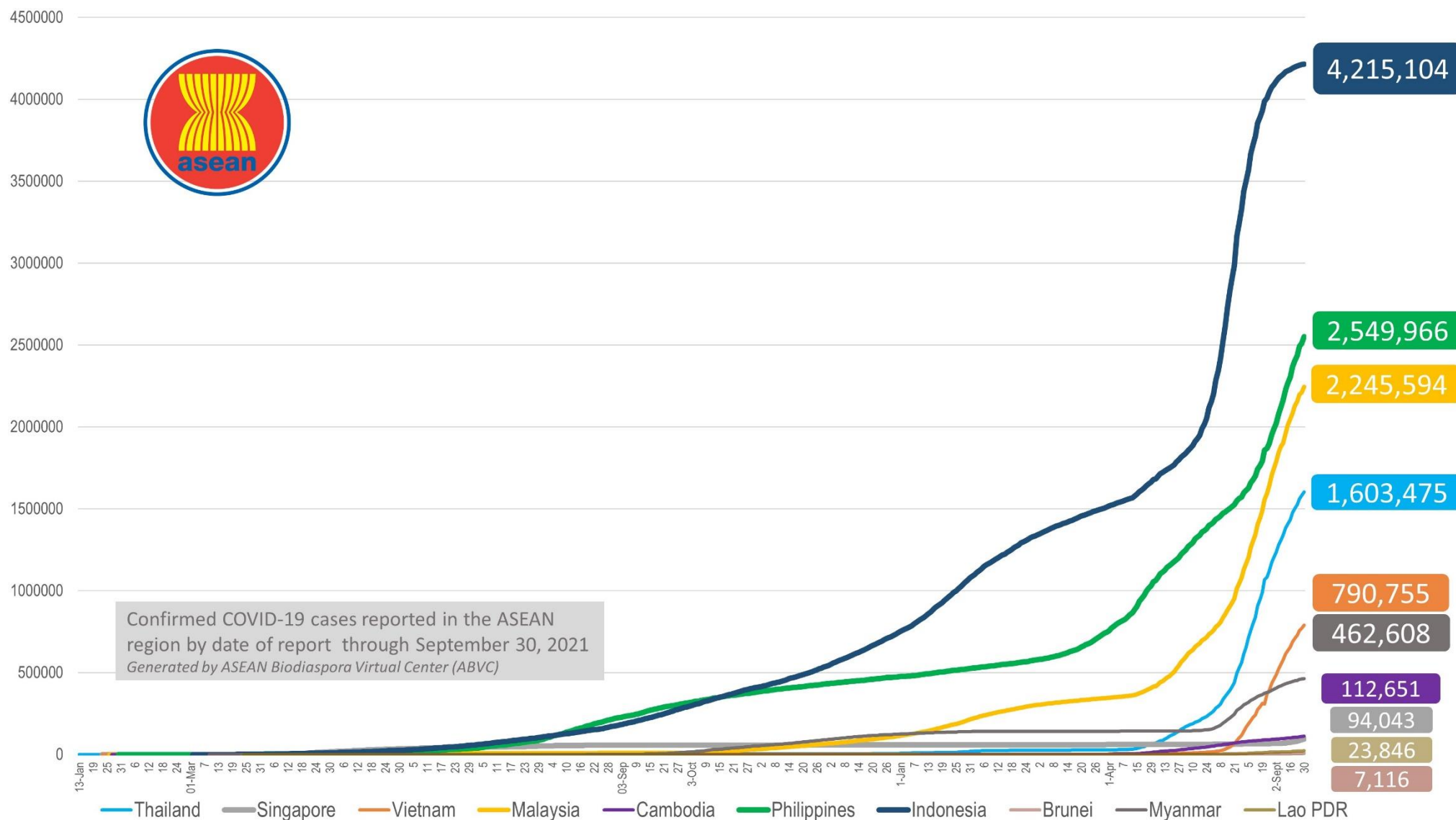
	Malta	07 Mar 2020	30-Sep-21	37,149	22	457	-	1.2%	7,391	7,554	420,499	420,429	81.7
	Moldova	07 Mar 2020	29-Sep-21	292,839	-	6,753	-	2.3%	11,019	3,517	561,055	777,944	19.3
	Bulgaria	08 Mar 2020	30-Sep-21	502,162	2,050	20,882	70	4.2%	7,199	3,242	1,089,066	1,324,137	19.2
	Albania	09 Mar 2020	30-Sep-21	170,131	669	2,698	13	1.6%	5,961	-	941,418	782,578	27.2
	Cyprus	09 Mar 2020	29-Sep-21	118,421	-	553	-	0.5%	9,880	58,568	594,999	554,686	62.5
	Channel Islands	09 Mar 2020	30-Sep-21	1,603	6	21	-	1.3%	2,458		32,969	13,618	20.3
	Jersey	10 Mar 2020	30-Sep-21	10,033	25	78	-	0.8%	11,048		77,089	73,970	73.2
	Kazakhstan	13 Mar 2020	30-Sep-21	884,886	2,252	11,178	36	1.3%	4,780	-	7,594,542	6,500,573	34.2
	Kosovo	13 Mar 2020	30-Sep-21	159,984	66	2,939	2	1.8%	8,916				
	Uzbekistan	15 Mar 2020	30-Sep-21	173,895	486	1,239	5	0.7%	518		9,787,973	4,283,645	12.6
	Greenland	16 Mar 2020	30-Sep-21	576	3	-	-	0.0%	1,024		41,280	36,991	65.1
	Montenegro	17 Mar 2020	30-Sep-21	131,499	479	1,923	4	1.5%	21,137		241,982	210,848	33.6
	Kyrgyzstan	18 Mar 2020	30-Sep-21	178,532	88	2,607	2	1.5%	2,765		826,560	616,944	9.3
	Isle of Man	19 Mar 2020	29-Sep-21	7,544	-	51	-	0.7%	8,919		65,461	63,858	74.8
	Tajikistan	30 Apr 2020	13-Sep-21	17,084	-	124	-	0.7%	183		2,307,140	1,565,281	16.1
MIDDLE EAST	UAE	29 Jan 2020	30-Sep-21	735,992	265	2,097	2	0.3%	7,533	41,905	9,287,023	8,238,647	82.5
	Iran	19 Feb 2020	30-Sep-21	5,587,040	14,078	120,428	268	2.2%	6,738	1,706	36,303,822	15,646,961	18.4
	Israel	21 Feb 2020	30-Sep-21	1,281,776	4,506	7,761	29	0.6%	14,158	16,794	6,108,788	5,632,684	64.1
	Lebanon	21 Feb 2020	29-Sep-21	623,609	-	8,316	-	1.3%	9,096	-	1,598,253	1,295,536	19.1
	Kuwait	24 Feb 2020	30-Sep-21	411,655	50	2,449	1	0.6%	9,785	5,438	2,668,082	923,307	21.3
	Oman	24 Feb 2020	30-Sep-21	303,769	31	4,096	-	1.3%	6,106		3,777,079	2,597,476	49.7
	Bahrain	24 Feb 2020	30-Sep-21	275,057	76	1,389	-	0.5%	16,760	12,692	1,164,760	1,117,524	63.9
	Iraq	24 Feb 2020	30-Sep-21	2,003,303	2,434	22,260	39	1.1%	5,096	752	4,676,216	2,932,292	7.1
	Qatar	29 Feb 2020	30-Sep-21	236,643	85	606	1	0.3%	8,356	2,458	2,360,308	2,218,292	75.7
	Saudi Arabia	02 Mar 2020	30-Sep-21	547,134	44	8,716	3	1.6%	1,597	1,752	23,357,711	18,632,491	52.7
	Jordan	02 Mar 2020	30-Sep-21	823,919	1,027	10,718	8	1.3%	8,156	3,331	3,705,613	3,270,677	31.9
	Palestine	05 Mar 2020	30-Sep-21	434,072	1,461	4,366	18	1.0%	9,265		1,392,986	736,870	14.1
	Syria	22 Mar 2020	30-Sep-21	34,205	272	2,247	9	6.6%	200		285,087	248,862	1.4
	Yemen	10 Apr 2020	30-Sep-21	9,067	28	1,721	6	19.0%	31		308,025	48,148	0.2
AFRICA	Egypt	14 Feb 2020	29-Sep-21	303,783	-	17,294	-	5.7%	303		10,524,707	5,698,602	5.5
	Algeria	25 Feb 2020	30-Sep-21	203,359	161	5,812	7	2.9%	472		6,017,036	4,032,942	9.0
	Nigeria	28 Feb 2020	29-Sep-21	205,484	-	2,701	-	1.3%	102	50	4,685,526	1,867,453	0.9
	Tunisia	02 Mar 2020	29-Sep-21	706,314	-	24,842	-	3.5%	6,040	772	5,033,603	3,806,236	31.9
	Morocco	02 Mar 2020	30-Sep-21	933,071	1,098	14,267	19	1.5%	2,558	616	22,309,639	18,790,222	50.3
	Senegal	02 Mar 2020	30-Sep-21	73,775	11	1,858	-	2.5%	453	135	1,219,834	564,998	3.3
	South Africa	05 Mar 2020	30-Sep-21	2,902,672	1,678	87,626	101	3.0%	4,957	600	12,268,498	8,501,712	14.2

Cameroon	06 Mar 2020	29-Sep-21	92,303	-	1,459	-	1.6%	357		377,791	83,410	0.3
Togo	06 Mar 2020	29-Sep-21	25,368	-	228	-	0.9%	314	207	595,491	402,141	4.7
Burkina Faso	09 Mar 2020	30-Sep-21	14,243	30	184	1	1.3%	70		234,490	168,141	0.8
Democratic Republic of Congo	10 Mar 2020	26-Sep-21	56,862	-	1,084	-	1.9%	66		89,522	40,264	0.0
Ivory Coast	11 Mar 2020	29-Sep-21	60,138	-	621	-	1.0%	234	181	1,193,877	273,400	1.0
Reunion	11 Mar 2020	28-Sep-21	53,682	-	366	-	0.7%	6,909				
Ghana	13 Mar 2020	26-Sep-21	127,342	-	1,152	-	0.9%	419	-	865,422	758,160	2.4
Guinea	13 Mar 2020	29-Sep-21	30,392	-	378	-	1.2%	238		1,184,455	548,143	4.1
Gabon	13 Mar 2020	27-Sep-21	29,515	-	183	-	0.6%	1,359	2,822	100,884	76,508	3.4
Sudan	13 Mar 2020	29-Sep-21	38,256	-	2,901	-	7.6%	89		649,062	581,846	1.3
Kenya	13 Mar 2020	30-Sep-21	249,434	260	5,123	4	2.1%	474	-	2,813,477	898,553	1.6
Ethiopia	13 Mar 2020	30-Sep-21	345,674	1,352	5,582	48	1.6%	308	79	2,827,455	833,177	0.7
Central African Republic	14 Mar 2020	24-Sep-21	11,371	-	100	-	0.9%	240		140,492	9,901	0.2
Seychelles	14 Mar 2020	28-Sep-21	21,347	-	115	-	0.5%	21,866		77,311	71,091	71.9
Rwanda	14 Mar 2020	30-Sep-21	97,517	159	1,273	9	1.3%	772	1,314	2,107,695	1,652,475	12.5
Namibia	14 Mar 2020	29-Sep-21	127,589	-	3,511	-	2.8%	5,115	760	248,269	159,233	6.2
Swaziland	14 Mar 2020	28-Sep-21	45,870	-	1,216	-	2.7%	3,995		208,925	201,803	17.2
Mauritania	14 Mar 2020	29-Sep-21	35,989	-	774	-	2.2%	795	-	311,544	569,587	11.9
Mayotte	14 Mar 2020	30-Sep-21	20,306	32	179	1	0.9%	12,768				
Equatorial Guinea	15 Mar 2020	29-Sep-21	12,214	-	146	-	1.2%	901	939	219,233	162,602	11.2
Republic of Congo	15 Mar 2020	27-Sep-21	14,244	-	193	-	1.4%	265		215,561	114,344	2.0
Benin	16 Mar 2020	29-Sep-21	23,890	-	159	-	0.7%	202	-	152,699	21,405	0.2
Liberia	16 Mar 2020	29-Sep-21	5,797	-	285	-	4.9%	117		104,545	27,392	0.5
Tanzania	16 Mar 2020	10-Aug-21	1,367	-	50	-	3.7%	2		350,000	350,000	0.6
Somalia	16 Mar 2020	27-Sep-21	19,980	-	1,111	-	5.6%	129		251,458	225,617	1.4
Gambia	17 Mar 2020	29-Sep-21	9,934	-	338	-	3.4%	423	109	183,739	170,920	6.9
Zambia	17 Mar 2020	30-Sep-21	209,046	44	3,648	-	1.7%	1,170	343	311,049	400,688	2.1
Mauritius	18 Mar 2020	30-Sep-21	15,695	304	84	5	0.5%	1,240		846,158	787,794	61.9
Djibouti	18 Mar 2020	29-Sep-21	12,705	-	167	-	1.3%	1,305		41,142	26,087	2.6
Niger	19 Mar 2020	29-Sep-21	6,008	-	201	-	3.3%	26		405,918	106,376	0.4
Chad	19 Mar 2020	30-Sep-21	5,038	1	174	-	3.5%	32		113,135	29,413	0.2
Zimbabwe	20 Mar 2020	30-Sep-21	130,485	213	4,616	1	3.5%	891	296	3,071,643	2,248,922	14.9
Cape Verde	20 Mar 2020	30-Sep-21	37,576	41	339	2	0.9%	6,833		284,115	130,185	23.2
Madagascar	20 Mar 2020	13-Sep-21	42,898	-	958	-	2.2%	159	-	197,001	184,632	0.7
Uganda	21 Mar 2020	28-Sep-21	123,572	-	3,156	-	2.6%	279	71	1,643,067	415,486	0.9
Eritrea	21 Mar 2020	30-Sep-21	6,722	13	42	-	0.6%	190				

Angola	21 Mar 2020	29-Sep-21	56,583	-	1,537	-	2.7%	178		2,127,405	1,006,732	3.0
Mozambique	22 Mar 2020	29-Sep-21	150,662	-	1,915	-	1.3%	496	57	1,903,730	1,740,693	5.4
Libya	24 Mar 2020	29-Sep-21	340,084	-	4,651	-	1.4%	5,018		1,381,925	204,130	2.9
Guinea-Bissau	25 Mar 2020	25-Sep-21	6,103	-	135	-	2.2%	318		87,231	7,484	0.4
Mali	25 Mar 2020	29-Sep-21	15,194	-	548	-	3.6%	77		316,293	231,811	1.1
Botswana	30 Mar 2020	24-Sep-21	178,050	-	2,367	-	1.3%	7,729	662	380,093	226,606	9.5
Sierra Leone	31 Mar 2020	21-Sep-21	6,393	-	121	-	1.9%	82		189,641	42,734	0.5
Burundi	31 Mar 2020	29-Sep-21	17,979	-	14	-	0.1%	156				
Malawi	02 Apr 2020	29-Sep-21	61,552	-	2,281	-	3.7%	330	-	804,725	496,366	2.5
South Sudan	05 Apr 2020	29-Sep-21	11,995	-	128	-	1.1%	108	-	74,198	29,553	0.3
Sao Tome and Principe	06 Apr 2020	30-Sep-21	3,459	6	50	-	1.4%	1,608		60,559	22,120	9.9
Comoros	30 Apr 2020	29-Sep-21	4,141	-	147	-	3.5%	487		174,765	162,098	18.2
Lesotho	13May 2020	26-Aug-21	14,395	-	403	-	2.8%	677		249,173	238,727	11.1
			222,574,694	278,819	4,531,128	3,824	2.0%					

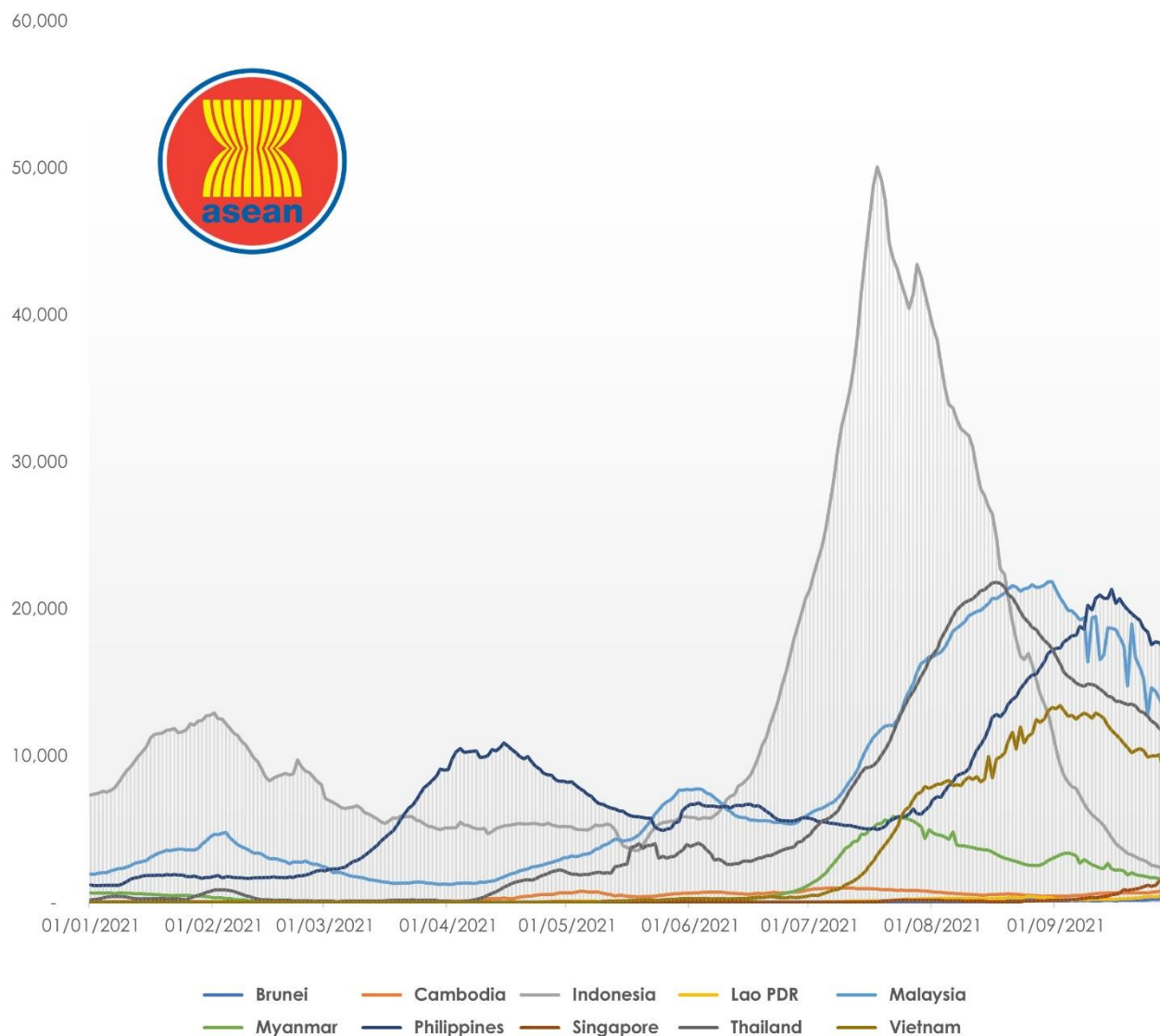
COVID-19 Epi curve among ASEAN Countries

as of 30 September 2021



7-Day Rolling Average of COVID-19 new cases

as of 30 September 2021

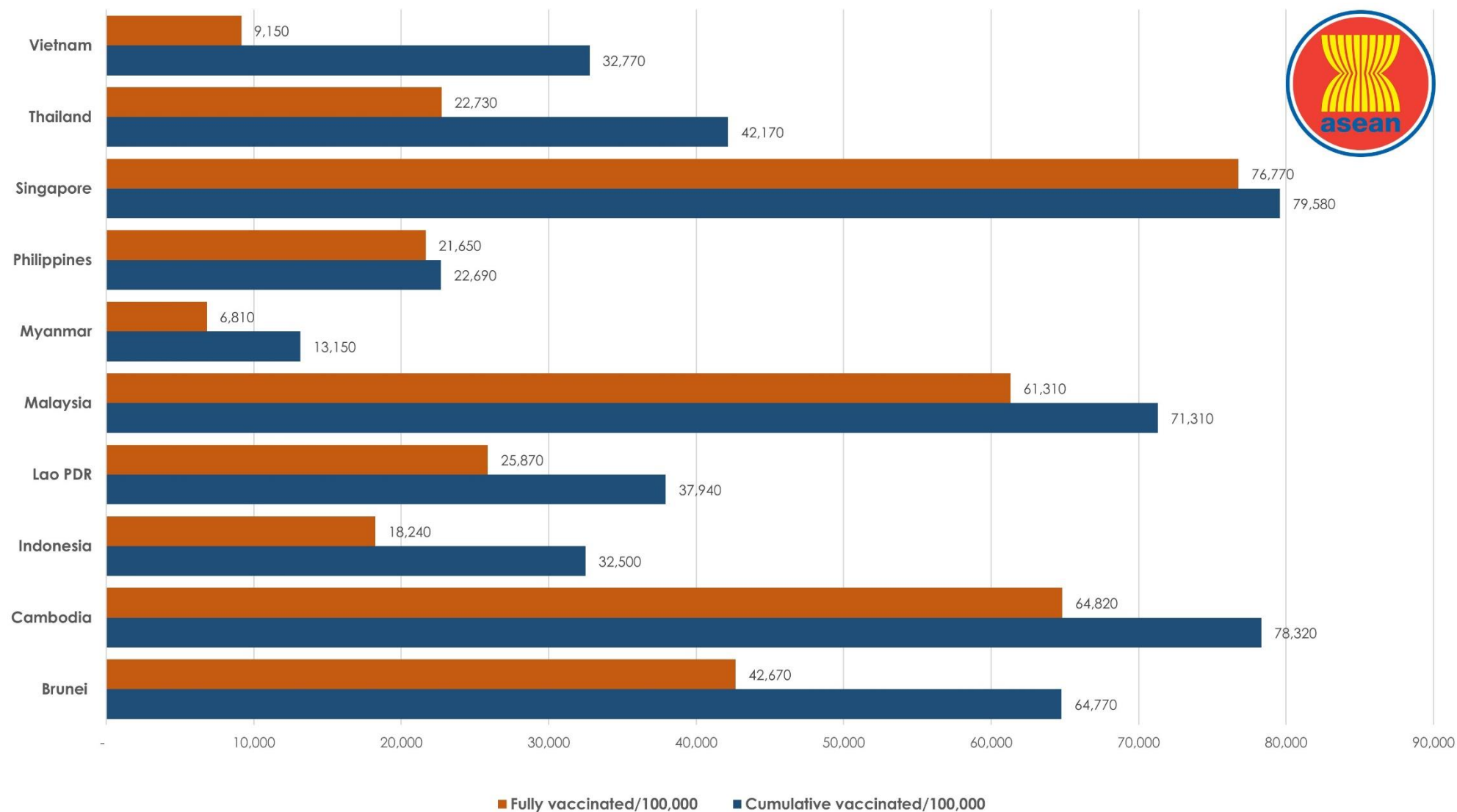


ASEAN Country	New Cases Rate of Change 7-Day Window*	P-value
Brunei	4.204	0.191
Cambodia	33.49	0
Indonesia	-122.474	0
Lao PDR	21.23	0.008
Malaysia	-298.082	0.214
Myanmar	-55.117	0.009
Philippines	-269	0.002
Singapore	127.602	0
Thailand	-227.77	0
Vietnam	-234.02	0.019

*Beta coefficient of linear line of best fit; equal to the rate of change in the 7-day rolling average of new cases over the past 7 days (as of September 30, 2021)

COVID-19 Vaccination Status

as of 30 September 2021



Outlook Assessment

as of 29 September 2021

ASEAN MEMBER STATE	REQUIREMENT					
	At least 80% of the high-risk population has been vaccinated with at least one dose of a COVID-19 vaccine.		At least 65% of the total population has a level of immunity to COVID-19; either recovered from COVID-19 or have been vaccinated with at least one dose of a COVID-19 vaccine.		Case levels are generally low (a 7-day rolling average number of daily new cases that is <10 cases per 100,000, with each day's past-14-day test positivity is consistently <5%).	
	% of High risk population with one dose	Projected Completion Date <i>(moderate case scenario)</i>	% of Total population with one dose	Projected Completion Date <i>(moderate case scenario)</i>	Daily cases/100,000	Test positivity last 14 days
Brunei	>80.0	Aug 2021	65.1	Sept 2021	44.972	
Cambodia	>80.0	Jun 2021	>80.1	Aug 2021	4.932	4.1
Indonesia	>80.0	Aug 2021	35.4	Jan 2022	0.778	1.7
Lao PDR	> 80.0	Aug 2021	41.6	Dec 2021	7.046	5.9
Malaysia	>80.0	Jul 2021	73.6	Sep 2021	34.698	
Myanmar	27.9	-	14.3	Sept 2022	2.893	9.1
Philippines	>80.0	Sept 2021	26.0		15.633	25.9
Singapore	>80.0	May 2021	>80.3	Jul 2021	29.746	1.0
Thailand	>80.0	Sept 2021	44.0	Nov 2021	16.511	27.6
Vietnam	76.0	Oct 2021	35.2	Nov 2021	8.950	4.9



Report generated by
ASEAN Biodiaspora Virtual Center (ABVC)
in collaboration with Bluedot Inc.
Email: support@biodiaspora.org

