

# Risk Assessment for potential travel-related COVID-19 exposure

Report by the ASEAN Biodiaspora Virtual Center (ABVC)  
as of March 21, 2022



## Risk Assessment for potential travel-related COVID-19 exposure in the Philippines (April – May 2022)

To better understand the risks involved around mass, family and religious gatherings before, during and after the Holy Week, it is important to see where people are arriving from, and the volume of passengers arriving. Below are maps showing movement of global travelers into the Philippines (Figure 1) and local travel within the Philippines (Figure 2).



Figure 1. Map showing global travel movement to the Philippines from April to May 2022

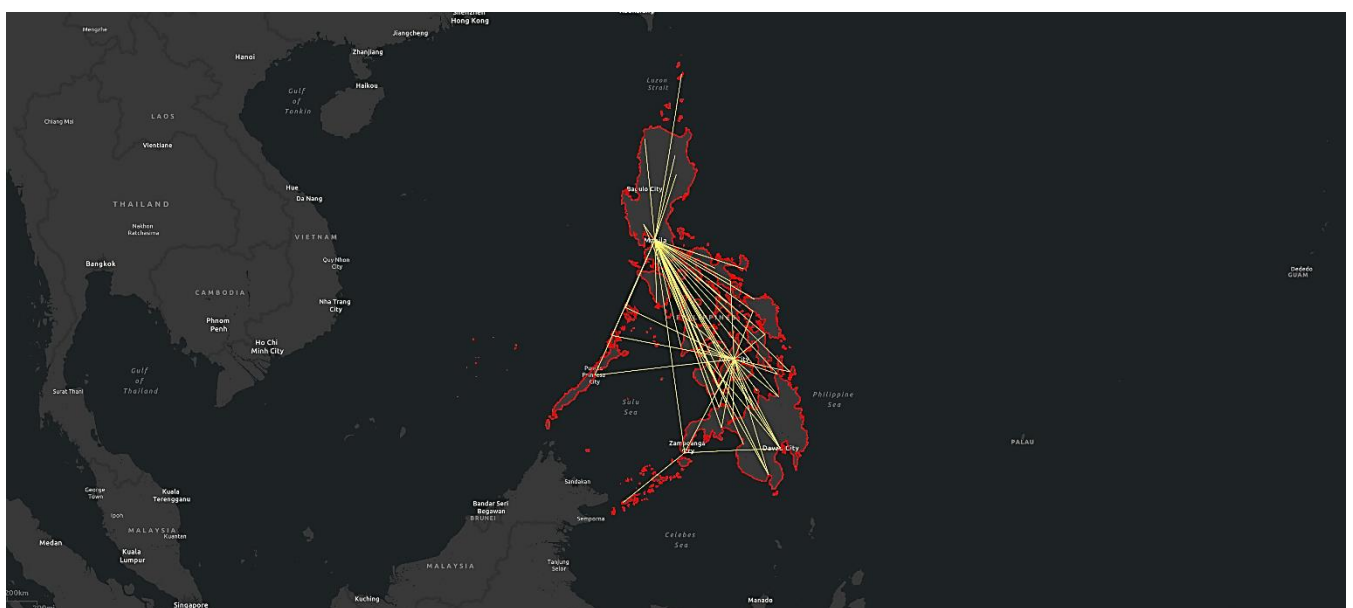


Figure 2. Map showing domestic travel movement from April to May 2022

## International and Domestic Travel Data for April and May 2022

During the month of April, the top five countries with international travelers bound for Philippines (Table 1) are Singapore, United Arab Emirates, Japan, Hong Kong, South Korea, and Qatar. Meanwhile, for the month of May, the top five countries with high volume of passengers are South Korea, Singapore, United Arab Emirates, Japan, and Taiwan. While for domestic travel within Philippines on April and May 2022 (Table 2), the highest expected number of travelers will arrive in the province of Metro Manila, Cebu, Davao Del Sur, Aklan, and Misamis Oriental. The density of domestic arrivals is shown in Figure 3. The weekly domestic travel volume (Figure 4) was found higher in the week of April 11-17 (for the month of April) and week of May 9-15 (for the month of May).

Table 1. Number of international flights and booked seats bound for Philippines on April and May 2022

Number of international flights and booked seats bound for Philippines on April 2022			Number of international flights and booked seats bound for Philippines on May 2022		
Origin Country	Flights	Seats	Origin Country	Flights	Seats
Singapore	451	95,630	Korea (South)	572	119,611
United Arab Emirates	228	85,086	Singapore	464	98,408
Japan	344	74,284	United Arab Emirates	234	87,335
Hong Kong (SAR)	186	53,070	Japan	410	86,490
Korea (South)	206	49,808	Taiwan	333	70,815
Qatar	147	46,194	Hong Kong (SAR)	192	50,967
United States	107	38,098	United States	136	47,322
Thailand	103	30,665	Qatar	131	42,464
Australia	102	30,419	Malaysia	226	40,360
Taiwan	110	28,145	Thailand	137	37,400
Malaysia	155	27,797	Saudi Arabia	109	36,349
Turkey	56	18,424	Australia	92	27,768
Saudi Arabia	52	17,362	Canada	62	20,615
Canada	32	11,465	Turkey	57	18,753
Viet Nam	49	10,391	Indonesia	84	15,686
Indonesia	52	10,014	Viet Nam	62	12,847
Guam	57	9,845	Guam	63	10,935
Bahrain	30	8,460	Netherlands	23	9,108
Netherlands	21	8,200	Bahrain	31	8,742
China	30	6,899	China	31	7,000
Oman	17	4,424	Macao (SAR)	31	5,487
Kuwait	12	4,008	Oman	18	5,040
Papua New Guinea	17	3,100	Kuwait	14	4,676
Cambodia	13	2,405	Papua New Guinea	18	3,285
Brunei Darussalam	8	1,200	Cambodia	13	2,405
Palau	5	825	Brunei Darussalam	9	1,350
-	-	-	Palau	5	825
<b>Total</b>	<b>2,590</b>	<b>676,218</b>	<b>Total</b>	<b>3,557</b>	<b>872,043</b>

Table 2. Number of arrivals per provinces within Philippines on April and May 2022

Provinces in the Philippines	Arrivals in April 2022	Arrivals in May 2022
Metro Manila	1,348,823	1,376,125
Cebu	441,379	380,793
Davao del Sur	201,074	182,297
Aklan	153,693	185,893
Misamis Oriental	130,967	128,861
Iloilo	126,862	120,744
Palawan	114,676	103,652
Leyte	95,567	90,139
Negros Occidental	87,958	91,892
Zamboanga del Sur	62,483	78,044
Bohol	69,298	68,743

South Cotabato	58,593	53,777
Agusan del Norte	42,866	42,000
Pampanga	42,648	40,349
Negros Oriental	40,200	39,890
Albay	33,746	29,018
Surigao del Norte	23,432	18,040
Osamis Occidental	20,942	15,810
Capiz	17,820	18,336
Maguindanao	15,792	16,464
Zamboanga del Norte	12,630	11,784
Cagayan	10,800	11,160
Tawitawi	5,400	7,608
Ilocos Norte	6,864	4,836
Isabela	5,400	5,580
Camarines Sur	5,852	3,724
Camiguin	3,512	1,368
Masbate	2,280	2,356
Catanduanes	2,280	2,356
Occidental Mindoro	1,596	1,748
Samar	684	2,016
Romblon	988	988
Antique	-	962
Batanes	-	296
<b>TOTAL</b>	<b>3,187,105</b>	<b>3,137,649</b>

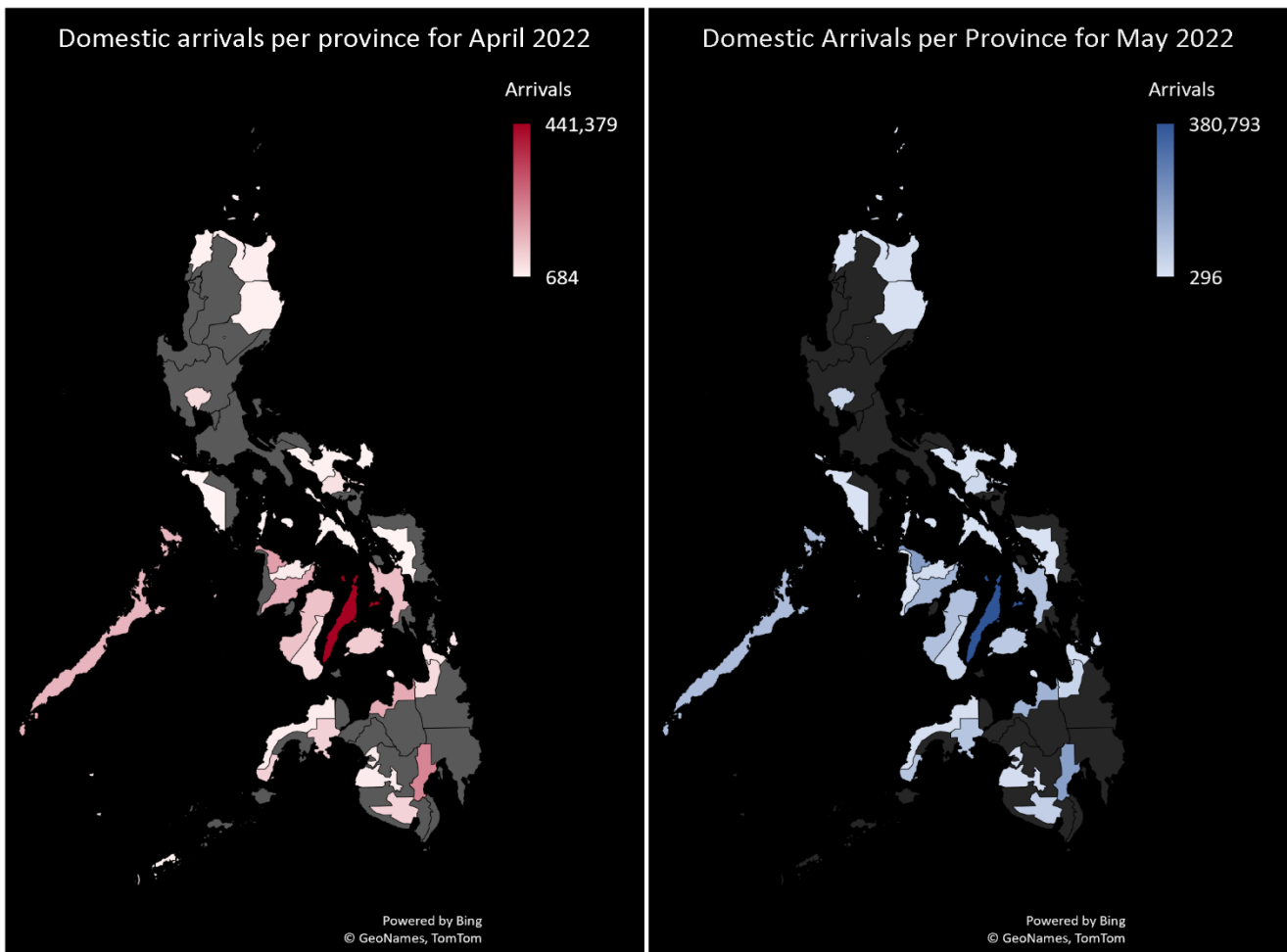


Figure 3. Domestic arrivals per province in April and May 2022

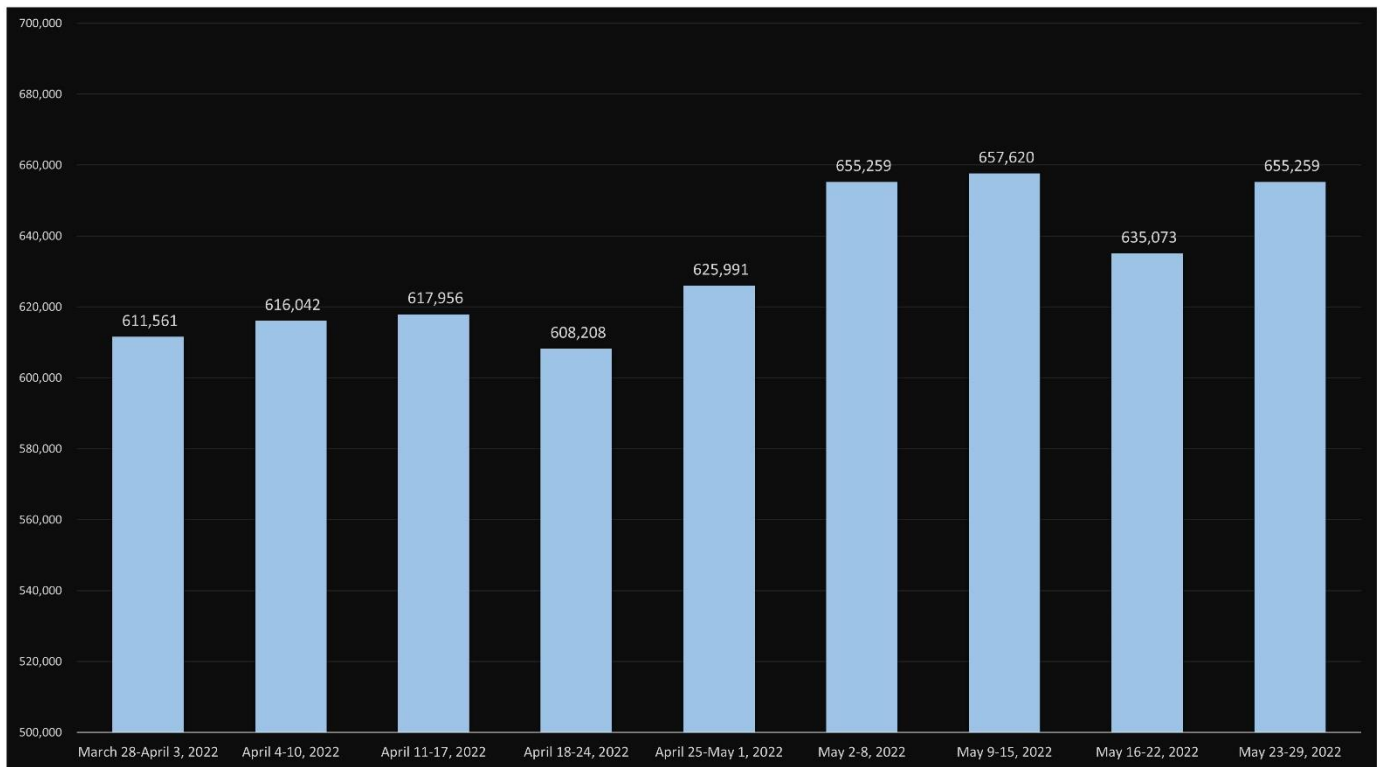


Figure 4. Weekly domestic travel data in from March 28 to May 29, 2022

## Focus Report for the Holy Week

During the week of April 10 to 16, 2022, the top ten countries with international travelers bound for Philippines (Table 3) are Singapore, United Arab Emirates, Japan, Hong Kong, South Korea, Qatar, United States, Australia, Thailand, and Taiwan. Meanwhile, the top ten destinations for domestic travel in the Philippines (Table 4) are Manila (290,450), Cebu (70,738), Davao (34,769), Caticlan (32,287), Ilolilo (25,502), Cagayan De Oro (24,095), Bacolod (20,203), Tacloban (18,442), Tagbilaran (14,994), and Zamboanga (13,506).

Table 3. Number of international flights and booked seats bound for Philippines on April 10 to 16, 2022

Origin Country	Flights	Seats
Singapore	105	22,264
United Arab Emirates	53	19,780
Japan	79	17,075
Hong Kong (SAR)	45	12,949
Korea (South)	50	12,183
Qatar	33	10,386
United States	25	8,923
Australia	24	7,198
Thailand	24	7,149
Taiwan	26	6,588
Malaysia	36	6,455
Turkey	13	4,277
Saudi Arabia	12	4,007
Canada	7	2,515
Viet Nam	11	2,341
Indonesia	12	2,307
Guam	13	2,245
Bahrain	7	1,974
Netherlands	5	1,948
China	7	1,653
Oman	4	1,036
Kuwait	3	1,002
Papua New Guinea	4	730
Cambodia	3	555
Brunei Darussalam	2	300
Palau	1	165
<b>Total</b>	<b>604</b>	<b>158,005</b>

Table 4. Number of domestic flights and booked seats per city in the Philippines on April 10 to 16, 2022

Destination City	Origin City	Flights	Seats
Angeles/Mabalacat	Cebu	10	1,482
Angeles/Mabalacat	Caticlan	4	708
Antique	Manila	3	222
Bacolod	Manila	99	18,647
Bacolod	Cebu	11	1,556
Basco	Manila	1	74
Busuanga	Manila	42	3,164
Busuanga	Cebu	11	828
Butuan	Manila	49	7,910
Butuan	Cebu	21	1,574
Cagayan de Oro	Manila	112	21,481
Cagayan de Oro	Cebu	25	2,614
Calbayog	Cebu	2	152
Calbayog	Manila	2	148
Camiguin	Cebu	4	304
Catarman	Manila	2	148
Caticlan	Manila	188	29,269
Caticlan	Cebu	21	2,310
Caticlan	Angeles/Mabalacat	4	708
Cauayan	Manila	7	1,260
Cebu	Manila	230	44,564

Cebu	Davao	21	3,038
Cebu	Cagayan de Oro	25	2,614
Cebu	Caticlan	21	2,310
Cebu	Zamboanga	14	2,202
Cebu	Iloilo	22	1,762
Cebu	Del Carmen	21	1,582
Cebu	Tacloban	21	1,582
Cebu	Bacolod	11	1,556
Cebu	Angeles/Mabalacat	10	1,482
Cebu	Puerto Princesa	9	1,350
Cebu	Butuan	17	1,278
Cebu	General Santos	7	1,260
Cebu	Dumaguete	14	1,064
Cebu	Busuanga	11	828
Cebu	Ozamis	7	532
Cebu	Pagadian	7	532
Cebu	Camiguin	4	304
Cebu	Dipolog	4	304
Cebu	Calbayog	2	152
Cebu	Legaspi	2	152
Cebu	Surigao	2	152
Cebu	El Nido	2	138
Cotabato	Manila	22	3,696
Davao	Manila	133	29,953
Davao	Cebu	21	3,038
Davao	Iloilo	6	868
Davao	Zamboanga	3	540
Davao	Tagbilaran	5	370
Del Carmen	Manila	30	2,262
Del Carmen	Cebu	21	1,582
Dipolog	Manila	14	2,352
Dipolog	Cebu	4	304
Dumaguete	Manila	46	7,932
Dumaguete	Cebu	14	1,064
El Nido	Manila	35	2,415
El Nido	Cebu	2	138
General Santos	Manila	38	10,149
General Santos	Cebu	7	1,260
General Santos	Iloilo	6	762
Iloilo	Manila	116	22,290
Iloilo	Cebu	21	1,582
Iloilo	Davao	6	868
Iloilo	General Santos	6	762
Kalibo	Manila	39	6,224
Laoag	Manila	7	1,092
Legaspi	Manila	56	6,398
Legaspi	Cebu	2	152
Manila	Cebu	233	45,128
Manila	Davao	133	29,953
Manila	Caticlan	188	29,269
Manila	Iloilo	116	22,290
Manila	Cagayan de Oro	112	21,481
Manila	Bacolod	99	18,647
Manila	Tacloban	103	17,952
Manila	Tagbilaran	81	14,624
Manila	Puerto Princesa	61	10,566
Manila	General Santos	38	10,149
Manila	Zamboanga	52	9,036
Manila	Dumaguete	46	7,932
Manila	Butuan	49	7,910
Manila	Legaspi	56	6,398
Manila	Kalibo	39	6,224
Manila	Roxas	24	4,152
Manila	Cotabato	22	3,696
Manila	Pagadian	21	3,612
Manila	Busuanga	42	3,164
Manila	Ozamis	21	3,038
Manila	Tuguegarao	14	2,520
Manila	El Nido	35	2,415
Manila	Dipolog	14	2,352
Manila	Del Carmen	30	2,262
Manila	Cauayan	7	1,260
Manila	Laoag	7	1,092
Manila	Naga	11	836
Manila	Masbate	7	532
Manila	Virac	7	532

Manila	San Jose	5	380
Manila	Surigao	3	228
Manila	Tablas	3	228
Manila	Antique	3	222
Manila	Catarman	2	148
Manila	Calbayog	2	148
Manila	Basco	1	74
Masbate	Manila	7	532
Naga	Manila	11	836
Ozamis	Manila	21	3,038
Ozamis	Cebu	7	532
Pagadian	Manila	21	3,612
Pagadian	Cebu	7	532
Puerto Princesa	Manila	61	10,566
Puerto Princesa	Cebu	9	1,350
Roxas	Manila	24	4,152
San Jose	Manila	5	380
Surigao	Manila	3	228
Surigao	Cebu	2	152
Tablas	Manila	3	228
Tacloban	Manila	96	16,860
Tacloban	Cebu	21	1,582
Tagbilaran	Manila	81	14,624
Tagbilaran	Davao	5	370
Tawitawi	Zamboanga	10	1,728
Tuguegarao	Manila	14	2,520
Virac	Manila	7	532
Zamboanga	Manila	52	9,036
Zamboanga	Cebu	14	2,202
Zamboanga	Tawitawi	10	1,728
Zamboanga	Davao	3	540
<b>TOTAL</b>		<b>3,943</b>	<b>641,660</b>

Individuals who will travel during the Holy Week may be at risk for exposure to SARS-CoV-2 pre-travel, during, or post-travel. This could result in travelers spreading COVID-19 to others at their destinations or upon returning home. As part of a broader strategy to limit continued new introduction of SARS-CoV-2 and the emergence of new SARS-CoV-2 variants in the Philippines, ABVC advises that all travelers should remain vigilant for signs and symptoms of COVID-19 and observe minimum health standards to protect themselves and others from exposure during the travel period. Travelers should also take precautions to limit community spread after traveling.





Report generated by  
**ASEAN Biodiaspora Virtual Center (ABVC)**  
 in collaboration with **Bluedot Inc.**  
 Email: [support@biodiaspora.org](mailto:support@biodiaspora.org)

