

COVID-19: Highlights and Situation Overview

- According to World Health Organization's latest situational reports, there's no new country that has reported cases of COVID-19 in the past 48 hours
- As of April 20, no new case/s of COVID-19 have been confirmed in Laos for seven days, with the total number of confirmed infections remaining at 19
- As of April 20, no new case/s of COVID-19 have been confirmed in Cambodia for seven days, with the total number of confirmed infections remaining at 122

Travel Advisories (new updates)

- Thailand: Thai authorities reopened the Thai-Malaysia border posts to allow Thai workers to return in batches beginning April 18. Returnees should undergo quarantine procedures, however, Thai authorities had to limit the number of returnees to only 300 per day to ensure effective COVID-19 screening and prevention based on the facilities available.
- Others:
 - Jetstar Asia will resume partial operations to three key cities in Southeast Asia this week, with minimal onboard services and crew members decked out in masks and personal protective equipment. From Tuesday (Apr 21), Jetstar Asia will operate five return services a week between Singapore and Manila, Bangkok and Kuala Lumpur. Services on the "temporary network" are available only to citizens and permanent residents who are returning home or those with prior written approval for travel. Passenger flights to Manila will operate on Tuesdays, while those for Kuala Lumpur will be on Thursdays and Sundays. Cargo flights to Bangkok will operate on Wednesdays and Saturdays.
 - AirAsia is set to resume its scheduled domestic flights commencing with Malaysia on 29 April 2020, followed by Thailand (1 May 2020), the Philippines (1 May 2020), India (4 May 2020) and Indonesia (7 May 2020), subject to approval from the authorities.

Cases and Deaths as of 20 April 2020

- As of April 20 (2PM, GMT+8), worldwide, there were **2,384,744** confirmed cases, including **163,653** deaths. Globally, Case Fatality Ratio (CFR)* is **6.86**.
- In **China**, there were **84,226** confirmed cases with **4,642**** deaths, including deaths in Hong Kong (4) and Taiwan (6). Confirmed cases in China include confirmed cases in Hong Kong (1,026), Macau (45), and Taiwan (420).
- **2,300,518 confirmed cases** of COVID-19 have been reported in **210 countries/states** (other than China, Hong Kong, Taiwan and Macau):

REGION	COUNTRY	FIRST CONFIRMED CASE(S)	LATEST CONFIRMED CASE(S)	CONFIRMED CASES/(Deaths)	CASE FATALITY RATIO*
ASIA PACIFIC	Thailand	13 Jan 2020	19 Apr 2020	2,765 (47)	1.70
	Vietnam	23 Jan 2020	16 Apr 2020	268	
	Singapore	23 Jan 2020	19 Apr 2020	6,588 (11)	0.17
	Malaysia	25 Jan 2020	19 Apr 2020	5,389 (89)	1.65

Cambodia	27 Jan 2020	12 Apr 2020	122	
Philippines	30 Jan 2020	19 Apr 2020	6,259 (409)	6.53
Indonesia	02 Mar 2020	19 Apr 2020	6,575 (582)	8.85
Brunei	10 Mar 2020	19 Apr 2020	138(1)	0.72
Myanmar	23 Mar 2020	19 Apr 2020	107 (5)	4.67
Lao PDR	24 Mar 2020	13 Apr 2020	19	
Japan	16 Jan 2020	17 Apr 2020	11,008 (235)	2.13
South Korea	20 Jan 2020	19 Apr 2020	10,661 (234)	0.32
Nepal	24 Jan 2020	19 Apr 2020	31	
Australia	25 Jan 2020	19 Apr 2020	6,6060 (70)	1.06
Sri Lanka	27 Jan 2020	19 Apr 2020	269 (7)	2.60
India	30 Jan 2020	19 Apr 2020	16,365 (521)	3.18
Afghanistan	24 Feb 2020	19 Apr 2020	993 (32)	3.22
Pakistan	26 Feb 2020	19 Apr 2020	7,993 (159)	1.99
New Zealand	28 Feb 2020	19 Apr 2020	1,431 (12)	0.84
Bhutan	05 Mar 2020	02 Apr 2020	5	
Maldives	07 Mar 2020	19 Apr 2020	51	
Bangladesh	08 Mar 2020	19 Apr 2020	2,456 (91)	3.71
Mongolia	10 Mar 2020	19 Apr 2020	32	
Turkey	10 Mar 2020	19 Apr 2020	82,329 (1,890)	2.30
French Polynesia	12 Mar 2020	14 Apr 2020	55	
Guam	15 Mar 2020	17 Apr 2020	136 (5)	3.68
New Caledonia	17 Mar 2020	02 Apr 2020	18	
Fiji	18 Mar 2020	16 Apr 2020	17	
Papua New Guinea	21 Mar 2020	16 Apr 2020	7	
Timor Leste	21 Mar 2020	19 Apr 2020	19	
Northern Mariana Islands	28 Mar 2020	17 Apr 2020	14 (2)	14.29
USA	21 Jan 2020	19 Apr 2020	759,134 (40,265)	5.30
Canada	25 Jan 2020	19 Apr 2020	35,056 (1,647)	4.70
Brazil	26 Feb 2020	19 Apr 2020	36,925 (2,372)	6.42
Mexico	28 Feb 2020	19 Apr 2020	7,497 (650)	8.67
Saint Martin	01 Mar 2020	18 Apr 2020	37 (2)	5.41
Ecuador	01 Mar 2020	19 Apr 2020	9,022 (456)	5.05
Dominican Republic	01 Mar 2020	19 Apr 2020	4,335 (217)	5.01
Chile	03 Mar 2020	19 Apr 2020	10,088 (133)	1.32
Argentina	03 Mar 2020	19 Apr 2020	2,839 (132)	4.65
Peru	05 Mar 2020	19 Apr 2020	14,420 (348)	2.41
Costa Rica	06 Mar 2020	19 Apr 2020	655 (4)	0.61
Colombia	06 Mar 2020	19 Apr 2020	3,621 (166)	4.58
French Guiana	06 Mar 2020	17 Apr 2020	96	
Martinique	06 Mar 2020	19 Apr 2020	163 (12)	7.36
Paraguay	07 Mar 2020	19 Apr 2020	206 (8)	3.88

AMERICAS

Panama	10 Mar 2020	19 Apr 2020	4,273 (120)	2.81
Bolivia	10 Mar 2020	19 Apr 2020	520 (32)	6.15
Honduras	11 Mar 2020	19 Apr 2020	474 (47)	9.92
Cuba	11 Mar 2020	19 Apr 2020	986 (32)	3.25
Guyana	11 Mar 2020	18 Apr 2020	63 (6)	9.52
Jamaica	12 Mar 2020	19 Apr 2020	173 (5)	2.89
St Vincent and the Grenadines	12 Mar 2020	09 Apr 2020	12	
Saint Lucia	13 Mar 2020	11 Apr 2020	15	
Trinidad and Tobago	13 Mar 2020	16 Apr 2020	114 (8)	7.02
Venezuela	13 Mar 2020	18 Apr 2020	227 (9)	3.96
Guatemala	13 Mar 2020	19 Apr 2020	257 (7)	2.72
Uruguay	13 Mar 2020	19 Apr 2020	517 (12)	2.32
Curacao	13 Mar 2020	09 Apr 2020	14 (1)	7.14
Puerto Rico	13 Mar 2020	19 Apr 2020	1,213 (62)	5.11
Suriname	13 Mar 2020	08 Apr 2020	10 (1)	10.00
Antigua and Barbuda	13 Mar 2020	16 Apr 2020	23 (3)	13.04
Guadeloupe	13 Mar 2020	19 Apr 2020	148 (8)	5.41
Cayman Islands	13 Mar 2020	17 Apr 2020	61 (1)	1.64
Aruba	14 Mar 2020	18 Apr 2020	96 (2)	2.08
Bahamas	15 Mar 2020	19 Apr 2020	55 (9)	16.36
US Virgin Islands	16 Mar 2020	18 Apr 2020	53	0.00
Sint Maarten	17 Mar 2020	18 Apr 2020	64 (9)	14.06
Montserrat	17 Mar 2020	13 Apr 2020	11	
Barbados	17 Mar 2020	16 Apr 2020	75 (5)	6.67
El Salvador	18 Mar 2020	19 Apr 2020	201 (7)	3.48
Nicaragua	18 Mar 2020	19 Apr 2020	9 (2)	22.22
Bermuda	18 Mar 2020	19 Apr 2020	86 (5)	5.81
Haiti	19 Mar 2020	18 Apr 2020	44 (3)	6.82
Dominica	22 Mar 2020	11 Apr 2020	16	
Grenada	22 Mar 2020	11 Apr 2020	14	
Belize	23 Mar 2020	14 Apr 2020	18 (2)	11.11
Turks and Caicos Islands	23 Mar 2020	17 Apr 2020	11 (1)	9.09
Saint Kitts and Nevis	24 Mar 2020	15 Apr 2020	14	
British Virgin Islands	25 Mar 2020	19 Apr 2020	4	
Anguilla	26 Mar 2020	03 Apr 2020	3	
Caribbean Netherlands	01 Apr 2020	19 Apr 2020	5	
Falkland Islands	03 Apr 2020	15 Apr 2020	11	
Saint Pierre and Miquelon	05 Apr 2020	05 Apr 2020	1	
EUROPE				
France	24 Jan 2020	18 Apr 2020	151,793** (19,323)	12.73
Germany	27 Jan 2020	19 Apr 2020	144,348 (4,547)	3.15
Finland	29 Jan 2020	19 Apr 2020	3,783 (94)	2.48

Italy	30 Jan 2020	19 Apr 2020	178,922 (23,660)	13.22
Russian Federation	31 Jan 2020	19 Apr 2020	42,853 (361)	0.84
Spain	31 Jan 2020	19 Apr 2020	195,944 (20453)	10.44
Sweden	31 Jan 2020	19 Apr 2020	14,385 (1,540)	10.71
United Kingdom of Great Britain	31 Jan 2020	19 Apr 2020	120,067 (16,060)	13.38
Belgium	05 Feb 2020	19 Apr 2020	38,496 (5,683)	14.76
Switzerland	25 Feb 2020	19 Apr 2020	27,740 (1,381)	4.98
Austria	25 Feb 2020	19 Apr 2020	14,689 (443)	3.02
Croatia	25 Feb 2020	19 Apr 2020	1,871 (47)	2.51
Norway	26 Feb 2020	19 Apr 2020	7,078 (165)	2.33
Romania	26 Feb 2020	19 Apr 2020	8,746 (434)	4.96
Estonia	26 Feb 2020	19 Apr 2020	1,528 (40)	2.62
Georgia	26 Feb 2020	19 Apr 2020	394 (4)	1.02
North Macedonia	26 Feb 2020	19 Apr 2020	1,207 (51)	4.23
Greece	26 Feb 2020	17 Apr 2020	2,235 (110)	4.92
Denmark	27 Feb 2020	19 Apr 2020	7,383 (355)	4.81
San Marino	27 Feb 2020	19 Apr 2020	461 (39)	8.46
Lithuania	27 Feb 2020	19 Apr 2020	1,298 (35)	2.70
Netherlands	27 Feb 2020	18 Apr 2020	32,655 (3,684)	11.28
Azerbaijan	27 Feb 2020	19 Apr 2020	1,373 (18)	1.31
Belarus	28 Feb 2020	17 Apr 2020	4,779 (42)	0.88
Iceland	28 Feb 2020	19 Apr 2020	1,771 (9)	0.51
Ireland	28 Feb 2020	19 Apr 2020	15,251 (610)	4.00
Monaco	29 Feb 2020	17 Apr 2020	94 (3)	3.19
Czech Republic	01 Mar 2020	19 Apr 2020	6,657 (181)	2.72
Luxembourg	01 Mar 2020	19 Apr 2020	3,537 (72)	2.04
Armenia	01 Mar 2020	19 Apr 2020	1,291 (20)	1.55
Latvia	02 Mar 2020	19 Apr 2020	727 (5)	0.69
Portugal	02 Mar 2020	19 Apr 2020	20,206 (714)	3.53
Andorra	02 Mar 2020	18 Apr 2020	704 (35)	4.97
Liechtenstein	03 Mar 2020	11 Apr 2020	79 (1)	1.27
Ukraine	03 Mar 2020	19 Apr 2020	5,449 (141)	2.59
Slovenia	04 Mar 2020	19 Apr 2020	1,330 (74)	5.56
Hungary	04 Mar 2020	19 Apr 2020	1,916 (189)	9.86
Poland	04 Mar 2020	19 Apr 2020	9,082 (350)	3.85
Faroe Islands	04 Mar 2020	19 Apr 2020	185	
Bosnia and Herzegovina	05 Mar 2020	18 Apr 2020	1,285 (48)	3.74
Gibraltar	05 Mar 2020	17 Apr 2020	132	0.00
Slovakia	06 Mar 2020	19 Apr 2020	1,161 (12)	1.03
Serbia	06 Mar 2020	19 Apr 2020	6,318 (122)	1.93
Vatican City	06 Mar 2020	09 Apr 2020	8	
Malta	07 Mar 2020	19 Apr 2020	427 (3)	0.70

	Moldova	07 Mar 2020	18 Apr 2020	2,378 (57)	2.40
	Bulgaria	08 Mar 2020	19 Apr 2020	884 (42)	4.75
	Albania	09 Mar 2020	19 Apr 2020	562 (26)	4.63
	Cyprus	09 Mar 2020	18 Apr 2020	761 (12)	1.58
	Channel Islands	09 Mar 2020	19 Apr 2020	484 (21)	4.34
	Jersey	10 Mar 2020	05 Apr 2020	126 (3)	2.38
	Kazakhstan	13 Mar 2020	19 Apr 2020	1,661 (17)	1.02
	Kosovo	13 Mar 2020	19 Apr 2020	510 (12)	2.35
	Uzbekistan	15 Mar 2020	19 Apr 2020	1,495 (5)	0.33
	Greenland	16 Mar 2020	05 Apr 2020	11	
	Montenegro	17 Mar 2020	19 Apr 2020	308 (5)	1.62
	Kyrgyzstan	18 Mar 2020	19 Apr 2020	554 (5)	0.90
	Isle of Man	19 Mar 2020	19 Apr 2020	298 (6)	2.01
MIDDLE EAST	UAE	29 Jan 2020	19 Apr 2020	6,781 (41)	0.60
	Iran	19 Feb 2020	19 Apr 2020	82,329 (5,118)	6.22
	Israel	21 Feb 2020	19 Apr 2020	13,362 (171)	1.28
	Lebanon	21 Feb 2020	19 Apr 2020	673 (21)	3.12
	Kuwait	24 Feb 2020	19 Apr 2020	1,915 (7)	0.37
	Oman	24 Feb 2020	19 Apr 2020	1,266 (6)	0.47
	Bahrain	24 Feb 2020	19 Apr 2020	1,773 (7)	0.39
	Iraq	24 Feb 2020	19 Apr 2020	1,513 (82)	5.42
	Qatar	29 Feb 2020	19 Apr 2020	5,448 (8)	0.15
	Saudi Arabia	02 Mar 2020	19 Apr 2020	8,274 (92)	1.11
	Jordan	02 Mar 2020	18 Apr 2020	413 (7)	1.69
	Palestine	05 Mar 2020	19 Apr 2020	431 (2)	0.46
	Syria	22 Mar 2020	18 Apr 2020	38 (2)	5.26
	Yemen	10 Apr 2020	10 Apr 2020	1	
AFRICA	Egypt	14 Feb 2020	19 Apr 2020	3,032 (224)	7.39
	Algeria	25 Feb 2020	19 Apr 2020	2,534 (367)	14.48
	Nigeria	28 Feb 2020	19 Apr 2020	542 (19)	3.51
	Tunisia	02 Mar 2020	19 Apr 2020	866 (37)	4.27
	Morocco	02 Mar 2020	19 Apr 2020	2,820 (138)	4.89
	Senegal	02 Mar 2020	18 Apr 2020	350 (3)	0.86
	South Africa	05 Mar 2020	19 Apr 2020	3,034 (52)	1.71
	Cameroon	06 Mar 2020	18 Apr 2020	1,017 (22)	2.16
	Togo	06 Mar 2020	19 Apr 2020	84 (5)	5.95
	Burkina Faso	09 Mar 2020	19 Apr 2020	565 (36)	6.37
	Democratic Republic of Congo	10 Mar 2020	19 Apr 2020	327 (25)	7.65
	Ivory Coast	11 Mar 2020	19 Apr 2020	801 (8)	1.00
	Reunion	11 Mar 2020	19 Apr 2020	407	
	Ghana	13 Mar 2020	18 Apr 2020	834 (9)	1.08
	Guinea	13 Mar 2020	19 Apr 2020	518 (3)	0.58
	Gabon	13 Mar 2020	18 Apr 2020	108 (1)	0.93
	Sudan	13 Mar 2020	18 Apr 2020	66 (10)	15.15
	Kenya	13 Mar 2020	19 Apr 2020	270(14)	5.19
	Ethiopia	13 Mar 2020	19 Apr 2020	108 (3)	2.78
	Central African Republic	14 Mar 2020	16 Apr 2020	12	
	Seychelles	14 Mar 2020	06 Apr 2020	11	
	Rwanda	14 Mar 2020	19 Apr 2020	144	
	Namibia	14 Mar 2020	05 Apr 2020	16	

Swaziland	14 Mar 2020	19 Apr 2020	22 (1)	4.55
Mauritania	14 Mar 2020	14 Apr 2020	7 (1)	14.29
Mayotte	14 Mar 2020	18 Apr 2020	254 (4)	1.57
Equatorial Guinea	15 Mar 2020	17 Apr 2020	79	
Republic of Congo	15 Mar 2020	17 Apr 2020	143 (6)	4.20
Benin	16 Mar 2020	11 Apr 2020	35 (1)	2.86
Liberia	16 Mar 2020	17 Apr 2020	76 (7)	9.21
Tanzania	16 Mar 2020	18 Apr 2020	147 (5)	3.40
Somalia	16 Mar 2020	19 Apr 2020	135 (7)	5.19
Gambia	17 Mar 2020	12 Apr 2020	9 (1)	11.11
Zambia	17 Mar 2020	19 Apr 2020	61 (2)	3.28
Mauritius	18 Mar 2020	19 Apr 2020	328 (9)	2.74
Djibouti	18 Mar 2020	17 Apr 2020	732 (2)	0.27
Niger	19 Mar 2020	19 Apr 2020	639 (19)	2.97
Chad	19 Mar 2020	18 Apr 2020	33	
Zimbabwe	20 Mar 2020	19 Apr 2020	25 (3)	12.00
Cape Verde	20 Mar 2020	19 Apr 2020	61 (1)	1.64
Madagascar	20 Mar 2020	19 Apr 2020	120	
Uganda	21 Mar 2020	15 Apr 2020	55	
Eritrea	21 Mar 2020	19 Apr 2020	39	
Angola	21 Mar 2020	19 Apr 2020	24 (2)	8.33
Mozambique	22 Mar 2020	19 Apr 2020	39	
Libya	24 Mar 2020	17 Apr 2020	49 (1)	2.04
Guinea-Bissau	25 Mar 2020	18 Apr 2020	46	
Mali	25 Mar 2020	18 Apr 2020	216 (13)	6.02
Botswana	30 Mar 2020	19 Apr 2020	20 (1)	5.00
Sierra Leone	31 Mar 2020	19 Apr 2020	30	
Burundi	31 Mar 2020	15 Apr 2020	5 (1)	20.00
Malawi	02 Apr 2020	17 Apr 2020	17 (2)	11.76
South Sudan	05 Apr 2020	10 Apr 2020	4	
Sao Tome and Principe	06 Apr 2020	06 Apr 2020	4	
			2,300,518	
			(159,011)	

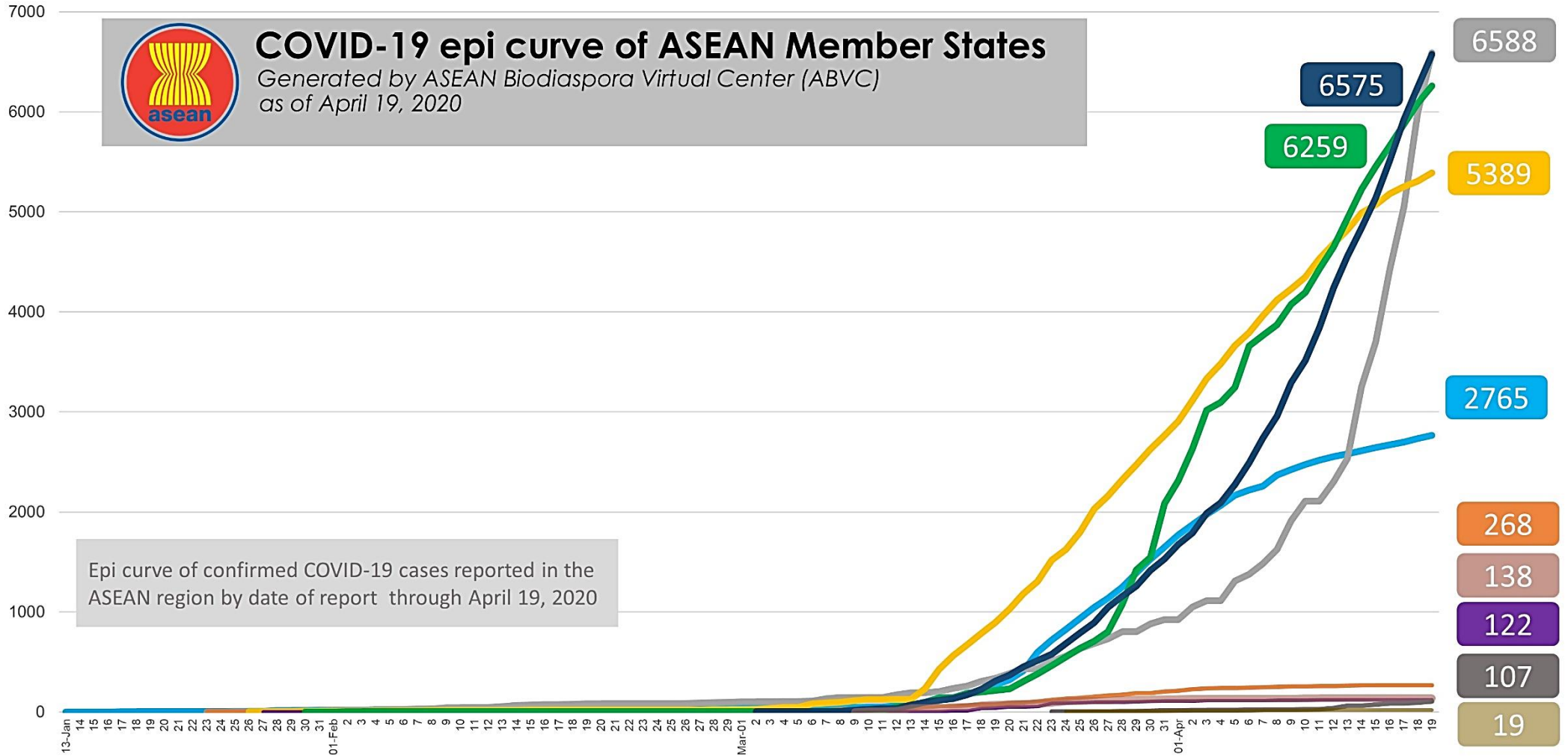
*The calculated CFR is based on reported deaths and reported case counts, and does not account for recovered cases over time or rate of testing in a particular region.

**adjusted cumulative count from last report



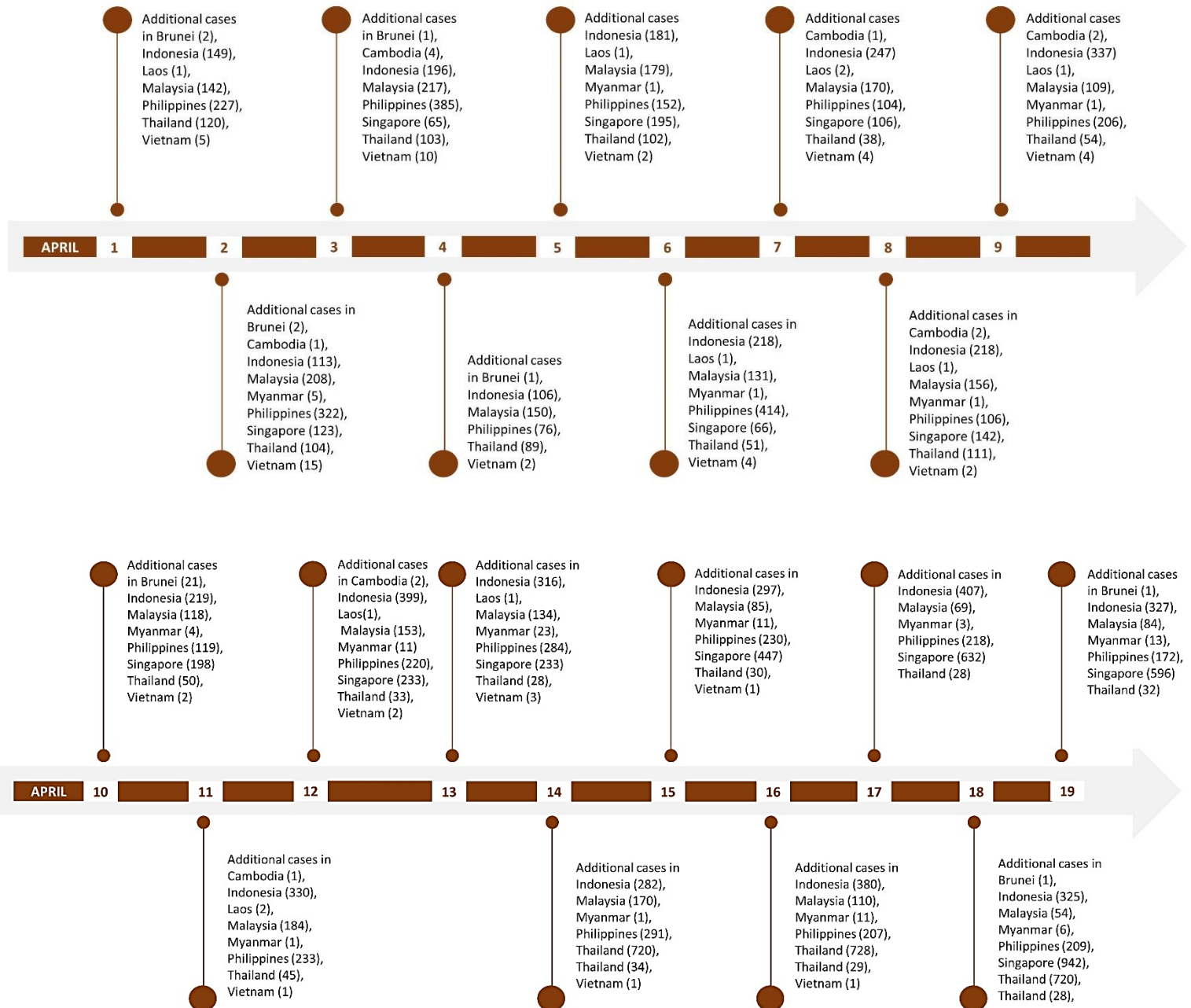
COVID-19 epi curve of ASEAN Member States

Generated by ASEAN Biodiaspora Virtual Center (ABVC)
as of April 19, 2020



- Thailand
- Singapore
- Vietnam
- Malaysia
- Cambodia
- Philippines
- Indonesia
- Brunei
- Myanmar
- Lao PDR

Timeline of COVID-19: ASEAN



Transmission Category of COVID-19 Affected Countries

BlueDot has classified countries worldwide into categories based on the observed rate of COVID-19 transmission using data generated by BlueDot's global epidemic surveillance system, as of 11:00AM EST on April 17. To contextualize each country's current situation, BlueDot calculated: (1) each country's rate of change for COVID-19 case reports over 7 days, (2) case fatality ratios (CFR) for each country, (3) each country's COVID-19 case burden, per 1,000 population and (4) each country's case doubling time (in days). We also utilized the Infectious Disease Vulnerability Index as a measure of each country's public health capacity to detect, respond, and/or control a COVID-19 outbreak.

The following report includes the following figures and table:

Map 1: Map depicting countries by the corresponding COVID-19 transmission category, as defined below.

Map 2: Map depicting the total number of COVID-19 cases reported per 1,000 population at a national level since the beginning of the pandemic. This case count includes active cases, resolved cases, and fatalities.

Table: Summary of country categorizations, IDVI value, and COVID-19 cases per 1,000 population

Note: on April 9, the categorization scheme changed. Those countries that would have formerly been in category E (formerly purple) will now be included in category A (light blue). The IDVI value is now represented by hatched lines on the map. Category E (grey) now represents countries where insufficient information is available on COVID-19 transmission.

- A** **Countries reporting <100 cases and a slowly increasing rate of COVID-19 transmission**
 - These countries have reported <100 cases of COVID-19, a CFR $\leq 4\%$, and have a favorable IDVI suggesting adequate capacity to detect, respond, and/or control an epidemic.
 - Interpretation: These countries may be in an early phase of the epidemic, with limited community-based transmission.
- B** **Countries reporting a steadily increasing OR stabilizing rate of COVID-19 transmission**
 - These countries have reported ≥ 100 cases of COVID-19 and have a steadily increasing OR stabilizing rate of COVID-19 transmission (i.e. the number of new cases reported each day is consistent, or increasing at a low rate).
 - Interpretation: These countries may be in an early stage of the epidemic with either steadily increasing community-based transmission, OR demonstrating early evidence of effective epidemic control measures, OR have incomplete testing/reporting.
- C** **Countries reporting a rapidly increasing rate of COVID-19 transmission**
 - These countries have reported ≥ 100 cases of COVID-19 and have a rapidly accelerating rate of COVID-19 transmission.
 - Interpretation: These countries may be in the most aggressive stages of the epidemic and are experiencing widespread community-based transmission and likely have sufficient testing capacity.
- D** **Countries reported a negative rate of COVID-19 transmission**
 - These countries have reported ≥ 100 cases of COVID-19 and have a decelerating rate of COVID-19 transmission.
 - Interpretation: These countries may be in the mid- or later stages of the epidemic, with a negative rate of transmission (i.e. fewer new cases reported each day) due to robust and effective control measures.
- E** **Countries where insufficient information is available on COVID-19 transmission**
 - These countries have not reported imported or local cases of COVID-19

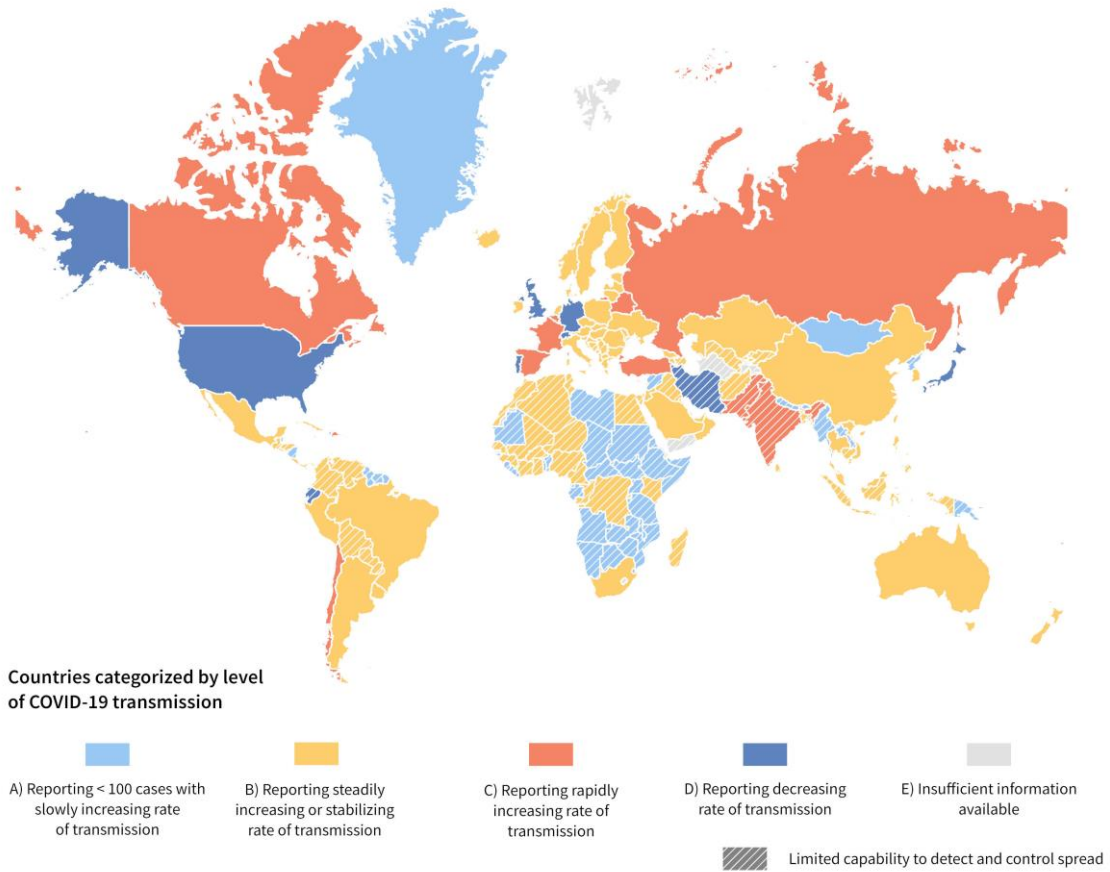


Figure 1. Map depicting countries by the corresponding COVID-19 transmission category

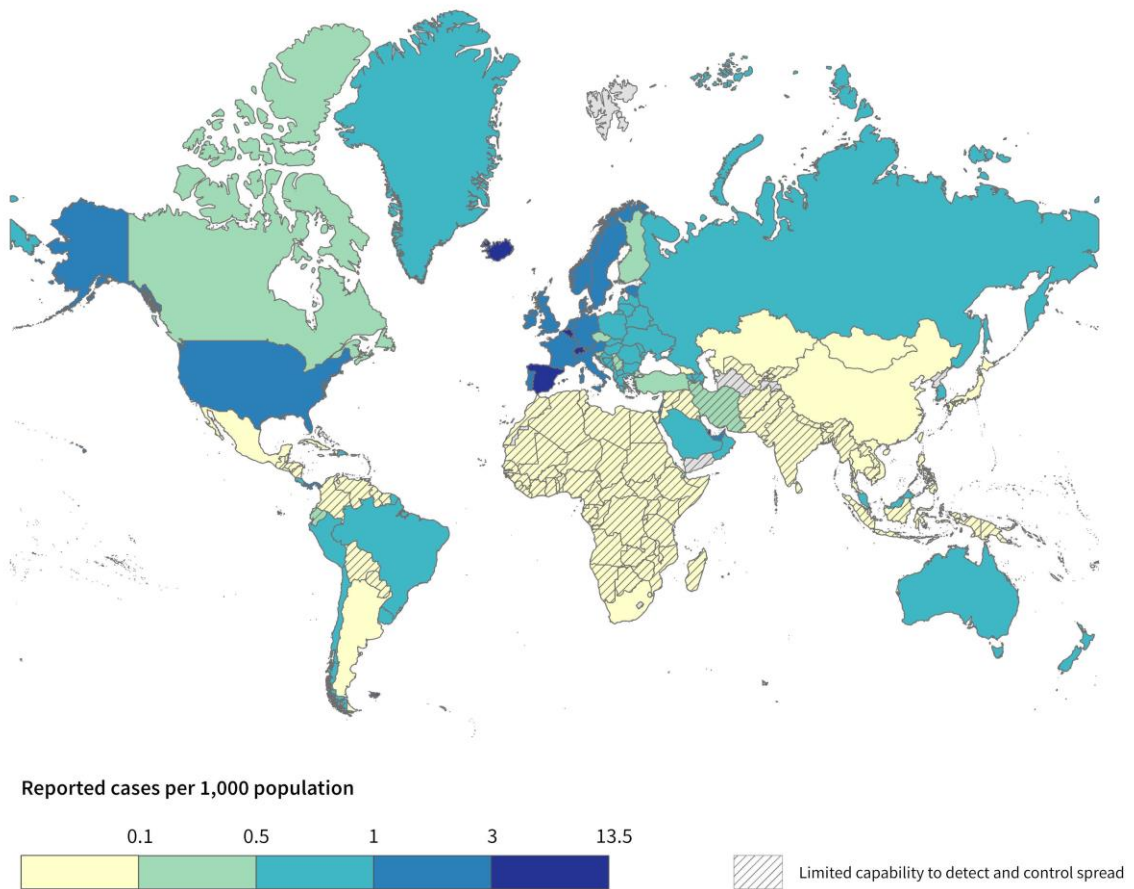


Figure 2. Map depicting the total number of COVID-19 cases reported per 1,000 population at a national level since the beginning of the pandemic. This include active cases, resolved cases, and fatalities

Table 1. Summary of ASEAN Member States' country categorization, IDVI value, and COVID-19 cases per 1,000 population

Country	COVID-19 Category As of April 3, 2020 ¹	COVID-19 Category As of April 7 ¹	COVID-19 Category As of April 9 ¹	COVID-19 Category As of April 15 ¹	COVID-19 Category As of April 17 ¹	IDVI Score	Doubling Time (days) ⁴	Confirmed COVID-19 cases per 1,000 Population
Brunei	B	B	B	B	B	0.763	25	0.344
Cambodia	B	B	B	B	B	0.355	21	0.008
Indonesia	B	B	B	B	B	0.563	9	0.024
Laos	E	E	A	A	A	0.355	13	0.003
Malaysia	B	B	B	B	B	0.761	18	0.183
Myanmar	E	E	A	A	A	0.448	4	0.002
Philippines	D	B	B	B	B	0.545	14	0.057
Singapore	B	B	B	C	C	0.878	6	1.248
Thailand	B	B	B	B	B	0.711	20	0.040
Vietnam	B	B	B	B	B	0.626	23	0.003

(refer to additional file for country categorization globally)

* Categorized based on suspected cases of COVID-19. Confirmed COVID-19 cases count & cases per 1,000 population unavailable.

¹ Categorization determined based on the 7-day rate-of-change in new case reports.

² Doubling time is calculated retrospectively based on cumulative case reports as of April 17, 2020 at 11:00AM EST.



Report generated by
ASEAN Biodiaspora Virtual Center (ABVC)
 in collaboration with **Bluedot Inc.**
 Email: support@biodiaspora.org

