

Risk Assessment for International Dissemination of COVID-19 to the ASEAN Region

ASEAN Biodiaspora Virtual Center (ABVC)

as of July 15, 2020 (2:00 PM GMT+8)



COVID-19: Highlights and Situation Overview

- Worldwide, there have been over 13.2 million cases, and over 575,000 deaths attributed to COVID-19. The World Health Organization has warned that the decision to reopen schools should be based on the situation within regions, and should be considered only under low transmission settings with broad public health measures in place. Globally, the incidence rate continues to accelerate. Africa now has more than 600,000 confirmed cases with South Africa reporting approximately 50% of the cases in the continent. The Americas continue to account for more than half the world's infections and half the deaths.
- The World Health Organization (WHO) has updated the risk assessment tools for mass gatherings, religious gatherings, and mass gatherings during sports events to guide authorities and planning and event organizers during the current COVID-19 pandemic (WHO Situation Report 175).
- Brunei reported no new cases of COVID-19 with the national tally of cases standing at 141 as of July 15. Today marks the 69th consecutive day without new cases since May 7.
- Laos reported no new cases of COVID-19 with the national tally of cases standing at 19 as of July 15. Today marks the 94th consecutive day without new cases since April 12.
- The Banten (Indonesia) Administration has decided to extend COVID-19 mobility restrictions in Greater Tangerang for the sixth time, until July 26. South Tangerang Deputy Mayor said that the administration had decided to extend PSBB because many residents were still not complying with health protocols that would prevent the further spread of COVID-19. He said South Tangerang would only prepare for a "new normal" period if 90 percent of the area's residents were complying with health protocols. Indonesia's Health Ministry announced 1,591 new confirmed COVID-19 cases as of July 14, bringing the total number of COVID-19 in the country to 78,572.
- Philippine police are being deployed to ensure people who test positive for the coronavirus and cannot self-isolate at home are taken to state-run quarantine centers. The move comes as authorities step up efforts to slow the rapid spread of the disease by increasing testing, re-imposing lockdowns, and building dozens of quarantine centers to isolate patients with mild symptoms.

Travel Advisories (new update/s)

- Vietnam: According to the country's Ministry of Transport on July 13, Vietnam has agreed to resume commercial flights to and from China after months of closure due to the coronavirus pandemic. However, the frequency and timing of flights are still being discussed. Aviation authorities in Vietnam and China would decide on when flights would resume and their frequency.
- Indonesia: Indonesia's Immigration Directorate General announced the latest regulations for travelers. KITAS (temporary stay permits) holders who have been granted an emergency stay permit may now extend their KITAS or apply for KITAP (permanent stay permits). However, emergency stay permit holders who have reached the limit of their KITAS extension are required to leave Indonesia within 30 days from July 13. Emergency stay permits will no longer be issued for foreigners as Indonesia enters 'new normal'.
- Malaysia and Singapore are expected to reopen their borders to different groups of travellers for the first time since most movements were suspended

because of COVID-19 in March. Malaysia and Singapore are expected to reopen the border to different groups of travellers beginning August 10. In a joint press statement by Foreign Minister Datuk Seri Hishammuddin Tun Hussein and his Singaporean counterpart Dr. Vivian Balakrishnan said that both governments have agreed to implement the Reciprocal Green Lane (RGL) and Periodic Commuting Arrangement (PCA). They said that the RGL would enable cross-border travel for essential business and official purposes between both countries. Eligible travellers will have to abide by the prevailing Covid-19 prevention and public health measures mutually agreed upon by both countries, which include undergoing polymerase chain reaction (PCR) swab tests.

- Thailand: Thailand's government tightened regulations for the entry of foreigners on Tuesday after two new imported COVID-19 cases with possible exposure to the public raised concern about a second wave of infections. The government acknowledged that regulations for diplomats and air crewmen, who were among a few categories of foreigners allowed to enter since March with self-isolation requirements, have been too lax. All diplomats and family members, who were previously allowed to self-isolate in their residences, must now be quarantined under government supervision. Short-term visit by businessmen and state guests who were allowed to enter as of July 1 have been suspended. According to the Prime Minister on July 14, all inbound flights are halted until the government can solve the problem. Thailand, which receives daily repatriation flights, had imposed a 14-day state quarantine on a few approved groups of foreigners allowed in -- like spouses of Thai nationals, work permit holders and foreign students.

Cases and Deaths as of 15 July 2020

- As of July 15 (2PM, GMT+8), worldwide, there were **13,322,797** confirmed cases, including **578,459** deaths. Globally, Case Fatality Ratio (CFR)* is **4.34**.
- In **China**, there were **85,672** confirmed cases with **4,649** deaths, including deaths in Hong Kong (8) and Taiwan (7). Confirmed cases in China include confirmed cases in Hong Kong (1,570), Macau (46), and Taiwan (451).
- **195,737 confirmed cases** of COVID-19 have been reported in the ASEAN region with a total of **5,529 deaths**

REGION	COUNTRY	FIRST CONFIRMED CASE(S)	LATEST REPORT ON CONFIRMED CASE(S)	TOTAL CONFIRMED CASES (NEW CASES)	TOTAL DEATHS (NEW DEATHS)	CASE FATALITY RATIO
ASEAN REGION	Brunei	10 Mar 2020	07May 2020	141	3	2.13
	Cambodia	27 Jan 2020	14 Jul 2020	165 (9)		
	Indonesia	02 Mar 2020	14 Jul 2020	78,572 (1,591)	3,710 (54)	4.72
	Lao PDR	24 Mar 2020	13 Apr 2020	19		
	Malaysia	25 Jan 2020	14 Jul 2020	8,729 (4)	122	1.40
	Myanmar	23 Mar 2020	14 Jul 2020	336 (5)	6	1.79
	Philippines	30 Jan 2020	14 Jul 2020	57,545 (539)	1,603 (4)	2.79
	Singapore	23 Jan 2020	14 Jul 2020	46,630 (347)	27 (1)	0.06
	Thailand	13 Jan 2020	14 Jul 2020	3,227 (7)	58	1.80
	Vietnam	23 Jan 2020	14 Jul 2020	373 (1)		
			Subtotal	195,737 (2,503)	5,529 (59)	

- **13,041,388 confirmed cases** of COVID-19 have been reported in **202 countries/states** (other than China, Hong Kong, Taiwan, Macau, and ASEAN countries):

REGION	COUNTRY	FIRST CONFIRMED CASE(S)	LATEST REPORT ON CONFIRMED CASE(S)	TOTAL CONFIRMED CASES (new cases)	TOTAL DEATHS (new deaths)	CASE FATALITY RATIO
ASIA PACIFIC	Japan	16 Jan 2020	14 Jul 2020	21,868 (366)	982	4.49
	South Korea	20 Jan 2020	13 Jul 2020	13,512 (33)	289	2.14
	Nepal	24 Jan 2020	14 Jul 2020	17,061 (116)	38	0.22
	Australia	25 Jan 2020	14 Jul 2020	10,251 (271)	108	1.05
	Sri Lanka	27 Jan 2020	14 Jul 2020	2,651 (20)	11	0.41
	India	30 Jan 2020	14 Jul 2020	936,628 (30,011)	24,315 (588)	2.60
	Afghanistan	24 Feb 2020	14 Jul 2020	34,740 (285)	1,048 (36)	3.02
	Pakistan	26 Feb 2020	14 Jul 2020	253,604 (1,979)	5,320 (54)	2.10
	New Zealand	28 Feb 2020	14 Jul 2020	1,545 (1)	22	1.42
	Bhutan	05 Mar 2020	13 Jul 2020	84 (2)		
	Maldives	07 Mar 2020	14 Jul 2020	2,801 (39)	14 (1)	0.50
	Bangladesh	08 Mar 2020	14 Jul 2020	190,057 (3,163)	2,424 (33)	1.28
	Mongolia	10 Mar 2020	14 Jul 2020	243 (13)		
	Turkey	10 Mar 2020	14 Jul 2020	214,001 (1,008)	5,382 (19)	2.51
	French Polynesia	12 Mar 2020	29 Jun 2020	62		
	Guam	15 Mar 2020	13 Jul 2020	312 (2)	5	1.60
	New Caledonia	17 Mar 2020	10 Jun 2020	21		
	Fiji	18 Mar 2020	10 Jul 2020	26		
	Papua New Guinea	21 Mar 2020	26 Jun 2020	11		
	Timor Leste	21 Mar 2020	25 Apr 2020	24		
Northern Mariana Islands	28 Mar 2020	14 Jul 2020	33 (2)	2	6.06	
AMERICAS	USA	21 Jan 2020	14 Jul 2020	3,522,205 (57,485)	138,897 (802)	3.94
	Canada	25 Jan 2020	14 Jul 2020	108,387 (294)	8,834 (12)	8.15
	Brazil	26 Feb 2020	14 Jul 2020	1,895,555 (29,379)	73,161 (1,010)	3.86
	Mexico	28 Feb 2020	14 Jul 2020	304,435 (4,685)	35,491 (485)	11.66
	Saint Martin	01 Mar 2020	28 Jun 2020	43	3	6.98
	Ecuador	01 Mar 2020	14 Jul 2020	68,459 (589)	5,063 (16)	7.40
	Dominican Republic	01 Mar 2020	14 Jul 2020	46,305 (799)	910 (7)	1.97
	Chile	03 Mar 2020	14 Jul 2020	319,493 (1,836)	7,069 (45)	2.21
	Argentina	03 Mar 2020	14 Jul 2020	103,265 (3,099)	1,926 (67)	1.87
	Peru	05 Mar 2020	14 Jul 2020	330,123 (3,797)	12,054 (184)	3.65
	Costa Rica	06 Mar 2020	14 Jul 2020	8,036 (440)	34 (4)	0.42

Colombia	06 Mar 2020	14 Jul 2020	154,271 (3,832)	5,455 (148)	3.54
French Guiana	06 Mar 2020	13 Jul 2020	6,170 (211)	29 (3)	0.47
Martinique	06 Mar 2020	11 Jul 2020	255	15	5.88
Paraguay	07 Mar 2020	14 Jul 2020	2,980 (32)	25 (3)	0.84
Panama	10 Mar 2020	14 Jul 2020	47,173 (1,540)	932 (23)	1.98
Bolivia	10 Mar 2020	14 Jul 2020	49,250 (1,063)	1,866 (59)	3.79
Honduras	11 Mar 2020	14 Jul 2020	28,579 (489)	789 (15)	2.76
Cuba	11 Mar 2020	14 Jul 2020	2,432 (4)	87	3.58
Guyana	11 Mar 2020	14 Jul 2020	300 (3)	17	5.67
Jamaica	12 Mar 2020	14 Jul 2020	759 (1)	10	1.32
St Vincent and the Grenadines	12 Mar 2020	13 Jul 2020	35 (6)		
Saint Lucia	13 Mar 2020	03 Jul 2020	22		
Trinidad and Tobago	13 Mar 2020	06 Jul 2020	133	8	6.02
Venezuela	13 Mar 2020	14 Jul 2020	9,707 (242)	93 (4)	0.96
Guatemala	13 Mar 2020	14 Jul 2020	29,742 (387)	1,244 (25)	4.18
Uruguay	13 Mar 2020	14 Jul 2020	989 (2)	31	3.13
Curacao	13 Mar 2020	10 Jul 2020	25	1	4.00
Puerto Rico	13 Mar 2020	14 Jul 2020	10,123 (113)	169 (2)	1.67
Suriname	13 Mar 2020	14 Jul 2020	780 (18)	18	2.31
Antigua and Barbuda	13 Mar 2020	11 Jul 2020	74	3	4.05
Guadeloupe	13 Mar 2020	11 Jul 2020	190	14	7.37
Cayman Islands	13 Mar 2020	02 Jul 2020	201	1	0.50
Aruba	14 Mar 2020	05 Jul 2020	105	3	2.86
Bahamas	15 Mar 2020	14 Jul 2020	113 (2)	11	9.73
US Virgin Islands	16 Mar 2020	13 Jul 2020	206 (25)	6	2.91
Sint Maarten	17 Mar 2020	04 Jul 2020	78	15	19.23
Montserrat	17 Mar 2020	11 Jul 2020	12	1	8.33
Barbados	17 Mar 2020	12 Jul 2020	103	7	6.80
El Salvador	18 Mar 2020	14 Jul 2020	10,303 (325)	278 (11)	2.70
Nicaragua	18 Mar 2020	08 Jul 2020	2,846	91	3.20
Bermuda	18 Mar 2020	11 Jul 2020	150	9	6.00
Haiti	19 Mar 2020	14 Jul 2020	6,727	141 (2)	2.10
Dominica	22 Mar 2020	02 Jun 2020	18		
Grenada	22 Mar 2020	26 May 020	23		
Belize	23 Mar 2020	11 Jul 2020	37	2	5.41
Turks and Caicos Islands	23 Mar 2020	12 Jul 2020	71	2	2.82
Saint Kitts and Nevis	24 Mar 2020	12 Jul 2020	17		
British Virgin Islands	25 Mar 2020	11 May 2020	8	1	12.50
Anguilla	26 Mar 2020	03 Apr 2020	3		
Caribbean Netherlands	01 Apr 2020	01 Jun 2020	7		

	Falkland Islands	03 Apr 2020	24 Apr 2020	13			
	Saint Pierre and Miquelon	05 Apr 2020	12 Jul 2020	2			
EUROPE	France	24 Jan 2020	13 Jul 2020	172,377 (1,625)	30,029 (25)	17.42	
	Germany	27 Jan 2020	14 Jul 2020	200,761 (383)	9,144 (7)	4.55	
	Finland	29 Jan 2020	14 Jul 2020	7,301 (6)	329	4.51	
	Italy	30 Jan 2020	14 Jul 2020	243,344 (114)	34,984 (17)	14.38	
	Russian Federation	31 Jan 2020	14 Jul 2020	739,947 (6,248)	11,614 (175)	1.57	
	Spain	31 Jan 2020	14 Jul 2020	256,619 (666)	28,409 (3)	11.07	
	Sweden	31 Jan 2020	14 Jul 2020	76,001 (1,103)	5,545 (19)	7.30	
		United Kingdom of Great Britain	31 Jan 2020	14 Jul 2020	291,373 (1,240)	44,968 (138)	15.43
		Belgium	05 Feb 2020	14 Jul 2020	62,781 (74)	9,787 (5)	15.59
		Switzerland	25 Feb 2020	14 Jul 2020	33,016 (70)	1,968	5.96
		Austria	25 Feb 2020	14 Jul 2020	19,021 (73)	709 (1)	3.73
		Croatia	25 Feb 2020	14 Jul 2020	3,827 (52)	120 (1)	3.14
		Norway	26 Feb 2020	14 Jul 2020	8,988 (7)	253	2.81
		Romania	26 Feb 2020	14 Jul 2020	33,585 (637)	1,931 (30)	5.75
		Estonia	26 Feb 2020	14 Jul 2020	2,015 (1)	69	3.42
		Georgia	26 Feb 2020	14 Jul 2020	999 (4)	15	1.50
		North Macedonia	26 Feb 2020	14 Jul 2020	8,332 (135)	389 (4)	4.67
		Greece	26 Feb 2020	13 Jul 2020	3,883 (57)	193	4.97
		Denmark	27 Feb 2020	14 Jul 2020	13,061 (24)	610	4.67
		San Marino	27 Feb 2020	10 Jul 2020	699	42	6.01
		Lithuania	27 Feb 2020	14 Jul 2020	1,875 (1)	79	4.21
		Netherlands	27 Feb 2020	14 Jul 2020	51,146 (53)	6,135	12.00
		Azerbaijan	27 Feb 2020	13 Jul 2020	24,570 (1,049)	313 (15)	1.27
		Belarus	28 Feb 2020	14 Jul 2020	65,269 (155)	474 (6)	0.73
		Iceland	28 Feb 2020	14 Jul 2020	1,905 (5)	10	0.52
		Ireland	28 Feb 2020	14 Jul 2020	25,670 (32)	1,746	6.80
		Monaco	29 Feb 2020	12 Jul 2020	109	4	3.67
		Czech Republic	01 Mar 2020	14 Jul 2020	13,301 (97)	355 (2)	2.67
		Luxembourg	01 Mar 2020	14 Jul 2020	5,056 (100)	111	2.20
		Armenia	01 Mar 2020	14 Jul 2020	32,490 (339)	581 (8)	1.79
		Latvia	02 Mar 2020	13 Jul 2020	1,174 (1)	31 (1)	2.64
		Portugal	02 Mar 2020	14 Jul 2020	47,051 (233)	1,668 (6)	3.55
		Andorra	02 Mar 2020	14 Jul 2020	858 (3)	52	6.06
	Liechtenstein	03 Mar 2020	06 Jul 2020	84	1	1.19	
	Ukraine	03 Mar 2020	14 Jul 2020	54,771 (638)	1,412 (14)	2.58	
	Slovenia	04 Mar 2020	14 Jul 2020	1,859 (10)	111	5.97	
	Hungary	04 Mar 2020	14 Jul 2020	4,258 (11)	595	13.97	
	Poland	04 Mar 2020	14 Jul 2020	38,457 (267)	1,588 (12)	4.13	
	Faroe Islands	04 Mar 2020	06 Jul 2020	188			

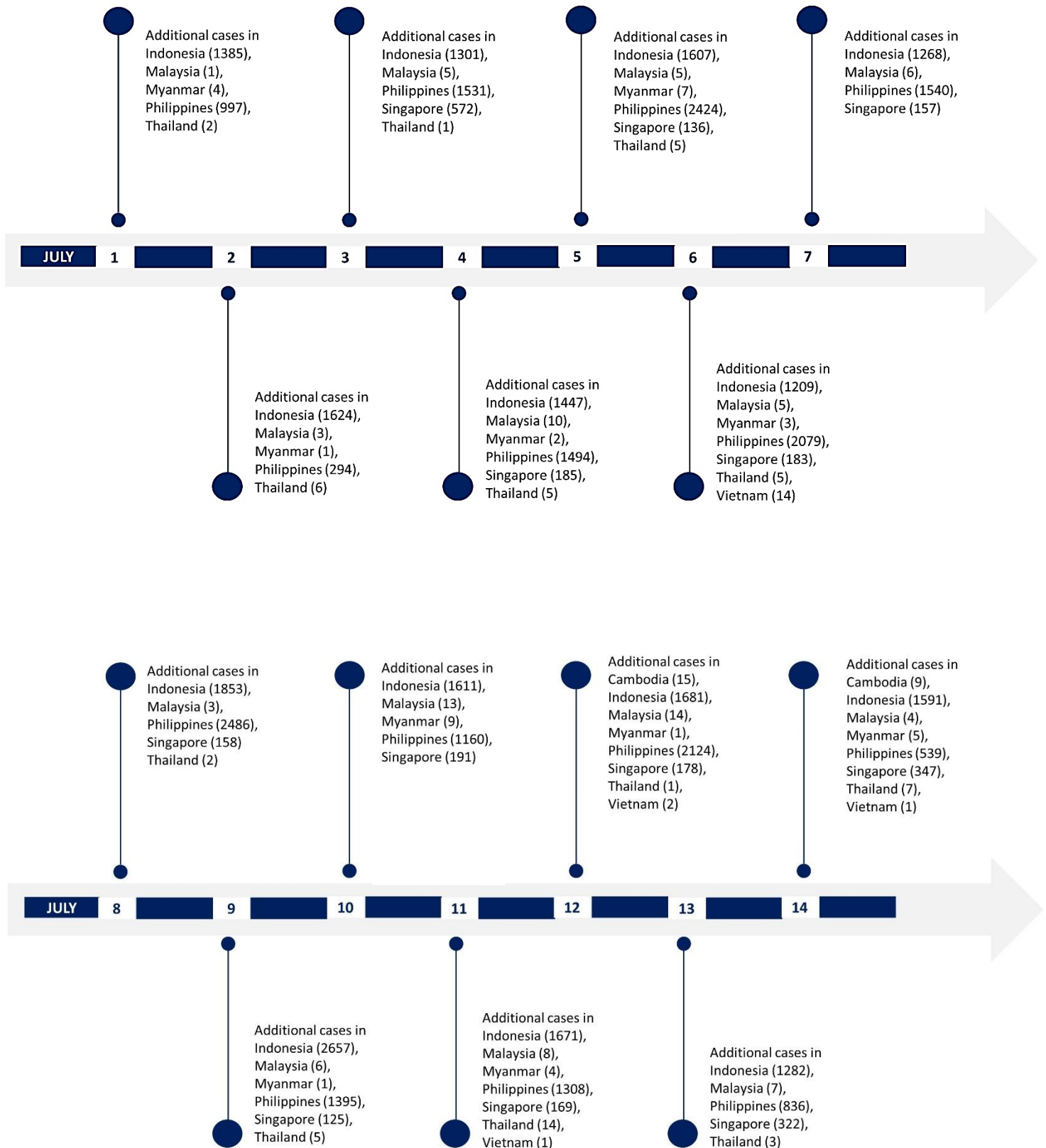
	Bosnia and Herzegovina	05 Mar 2020	13 Jul 2020	6,981 (104)	226 (5)	3.24
	Gibraltar	05 Mar 2020	09 Jul 2020	180		0.00
	Slovakia	06 Mar 2020	14 Jul 2020	1,908 (6)	28	1.47
	Serbia	06 Mar 2020	14 Jul 2020	18,983 (344)	418 (13)	2.20
	Vatican City	06 Mar 2020	08May 2020	12		
	Malta	07 Mar 2020	09 Jul 2020	674	9	1.34
	Moldova	07 Mar 2020	14 Jul 2020	19,439	652 (3)	3.35
	Bulgaria	08 Mar 2020	14 Jul 2020	7,411 (159)	276 (8)	3.72
	Albania	09 Mar 2020	14 Jul 2020	3,667 (96)	97 (2)	2.65
	Cyprus	09 Mar 2020	14 Jul 2020	1,023 (1)	19	1.86
	Channel Islands	09 Mar 2020	06 Jul 2020	577	47	8.15
	Jersey	10 Mar 2020	13 Jul 2020	329 (4)	31	9.42
	Kazakhstan	13 Mar 2020	14 Jul 2020	61,755 (1,856)	375	0.61
	Kosovo	13 Mar 2020	14 Jul 2020	5,118 (187)	108 (6)	2.11
	Uzbekistan	15 Mar 2020	14 Jul 2020	13,872 (512)	65 (3)	0.47
	Greenland	16 Mar 2020	27May 2020	13		
	Montenegro	17 Mar 2020	14 Jul 2020	1,287 (66)	24 (1)	1.86
	Kyrgyzstan	18 Mar 2020	14 Jul 2020	11,444 (327)	149 (2)	1.30
	Isle of Man	19 Mar 2020	21May 2020	336	24	7.14
	Tajikistan	30 Apr 2020	14 Jul 2020	6,596 (44)	55 (1)	0.83
MIDDLE EAST	UAE	29 Jan 2020	14 Jul 2020	55,198 (14,745)	334 (1)	0.61
	Iran	19 Feb 2020	14 Jul 2020	262,173 (2,521)	13,211 (179)	5.04
	Israel	21 Feb 2020	14 Jul 2020	41,235 (603)	368 (3)	0.89
	Lebanon	21 Feb 2020	14 Jul 2020	2,451 (32)	37 (1)	1.51
	Kuwait	24 Feb 2020	14 Jul 2020	56,174 (666)	396 (3)	0.70
	Oman	24 Feb 2020	14 Jul 2020	59,568 (1,389)	273 (14)	0.46
	Bahrain	24 Feb 2020	14 Jul 2020	33,476 (535)	109	0.33
	Iraq	24 Feb 2020	14 Jul 2020	81,575 (2,022)	3,345 (95)	4.10
	Qatar	29 Feb 2020	14 Jul 2020	104,533 (935)	150 (3)	0.14
	Saudi Arabia	02 Mar 2020	14 Jul 2020	237,803 (2,692)	2,283 (40)	0.96
	Jordan	02 Mar 2020	14 Jul 2020	1,183 (4)	10	0.85
	Palestine	05 Mar 2020	14 Jul 2020	7,734 (293)	47 (6)	0.61
	Syria	22 Mar 2020	14 Jul 2020	439 (22)	21 (2)	4.78
	Yemen	10 Apr 2020	14 Jul 2020	1,498 (33)	424 (7)	28.30
AFRICA	Egypt	14 Feb 2020	14 Jul 2020	83,001 (931)	3,935 (77)	4.74
	Algeria	25 Feb 2020	14 Jul 2020	20,216 (527)	1,028 (10)	5.09
	Nigeria	28 Feb 2020	14 Jul 2020	33,153 (565)	744 (4)	2.24
	Tunisia	02 Mar 2020	14 Jul 2020	1,306 (4)	50	3.83
	Morocco	02 Mar 2020	14 Jul 2020	16,047 (226)	256 (3)	1.60
	Senegal	02 Mar 2020	14 Jul 2020	8,243 (45)	150	1.82
	South Africa	05 Mar 2020	14 Jul 2020	287,796 (11,554)	4,172 (93)	1.45
	Cameroon	06 Mar 2020	12 Jul 2020	15,173	359	2.37
	Togo	06 Mar 2020	14 Jul 2020	721 (1)	15	2.08
	Burkina Faso	09 Mar 2020	14 Jul 2020	1,037 (1)	53	5.11
	Democratic Republic of Congo	10 Mar 2020	14 Jul 2020	8,135 (60)	190	2.34
	Ivory Coast	11 Mar 2020	14 Jul 2020	12,872 (106)	84	0.65
	Reunion	11 Mar 2020	14 Jul 2020	599 (3)	3	0.50

Ghana	13 Mar 2020	14 Jul 2020	24,988 (470)	139	0.56
Guinea	13 Mar 2020	13 Jul 2020	6,141 (97)	37	0.60
Gabon	13 Mar 2020	14 Jul 2020	6,026 (84)	46	0.76
Sudan	13 Mar 2020	12 Jul 2020	10,250	650	6.34
Kenya	13 Mar 2020	14 Jul 2020	10,791 (497)	202 (5)	1.87
Ethiopia	13 Mar 2020	14 Jul 2020	7,969 (203)	139 (11)	1.74
Central African Republic	14 Mar 2020	14 Jul 2020	4,321 (33)	53	1.23
Seychelles	14 Mar 2020	11 Jul 2020	100		
Rwanda	14 Mar 2020	14 Jul 2020	1,378 (41)	4	0.29
Namibia	14 Mar 2020	14 Jul 2020	864 (3)	2 (1)	0.23
Swaziland	14 Mar 2020	14 Jul 2020	1,434 (83)	20	1.39
Mauritania	14 Mar 2020	14 Jul 2020	5,446 (91)	147	2.70
Mayotte	14 Mar 2020	14 Jul 2020	2,724 (13)	37	1.36
Equatorial Guinea	15 Mar 2020	03 Jul 2020	3,071	51	1.66
Republic of Congo	15 Mar 2020	11 Jul 2020	2,028	47	2.32
Benin	16 Mar 2020	12 Jul 2020	1,378	26	1.89
Liberia	16 Mar 2020	13 Jul 2020	1,024 (14)	51	4.98
Tanzania	16 Mar 2020	15May 2020	509	21	4.13
Somalia	16 Mar 2020	14 Jul 2020	3,072 (13)	93	3.03
Gambia	17 Mar 2020	10 Jul 2020	64	3	4.69
Zambia	17 Mar 2020	08 Jul 2020	1,895	42	2.22
Mauritius	18 Mar 2020	06 Jul 2020	342	10	2.92
Djibouti	18 Mar 2020	14 Jul 2020	4,979 (2)	56	1.12
Niger	19 Mar 2020	12 Jul 2020	1,099	68	6.19
Chad	19 Mar 2020	13 Jul 2020	880 (6)	75 (1)	8.52
Zimbabwe	20 Mar 2020	15 Jul 2020	1,034 (49)	19 (1)	1.84
Cape Verde	20 Mar 2020	14 Jul 2020	1,722 (24)	19	1.10
Madagascar	20 Mar 2020	14 Jul 2020	5,343 (263)	39 (2)	0.73
Uganda	21 Mar 2020	14 Jul 2020	1,040 (11)		
Eritrea	21 Mar 2020	10 Jul 2020	232		
Angola	21 Mar 2020	14 Jul 2020	525 (19)	26	4.95
Mozambique	22 Mar 2020	14 Jul 2020	1,219 (62)	9	0.74
Libya	24 Mar 2020	14 Jul 2020	1,512 (79)	40 (1)	2.65
Guinea-Bissau	25 Mar 2020	11 Jul 2020	1,842	26	1.41
Mali	25 Mar 2020	14 Jul 2020	2,423 (11)	121	4.99
Botswana	30 Mar 2020	13 Jul 2020	399 (85)	1	0.25
Sierra Leone	31 Mar 2020	14 Jul 2020	1,651 (9)	64 (1)	3.88
Burundi	31 Mar 2020	13 Jul 2020	269 (78)	1	0.37
Malawi	02 Apr 2020	14 Jul 2020	2,430	39	1.60
South Sudan	05 Apr 2020	13 Jul 2020	2,148 (127)	41 (3)	1.91
Sao Tome and Principe	06 Apr 2020	14 Jul 2020	732 (3)	14	1.91
Lesotho	13May 2020	14 Jul 2020	256 (11)	3 (1)	1.17
			13,041,388 (210,224)	568,281 (4,759)	

*The calculated CFR is based on reported deaths and reported case counts, and does not account for recovered cases over time or rate of testing in a particular region

** Figures updated and corrected from last report

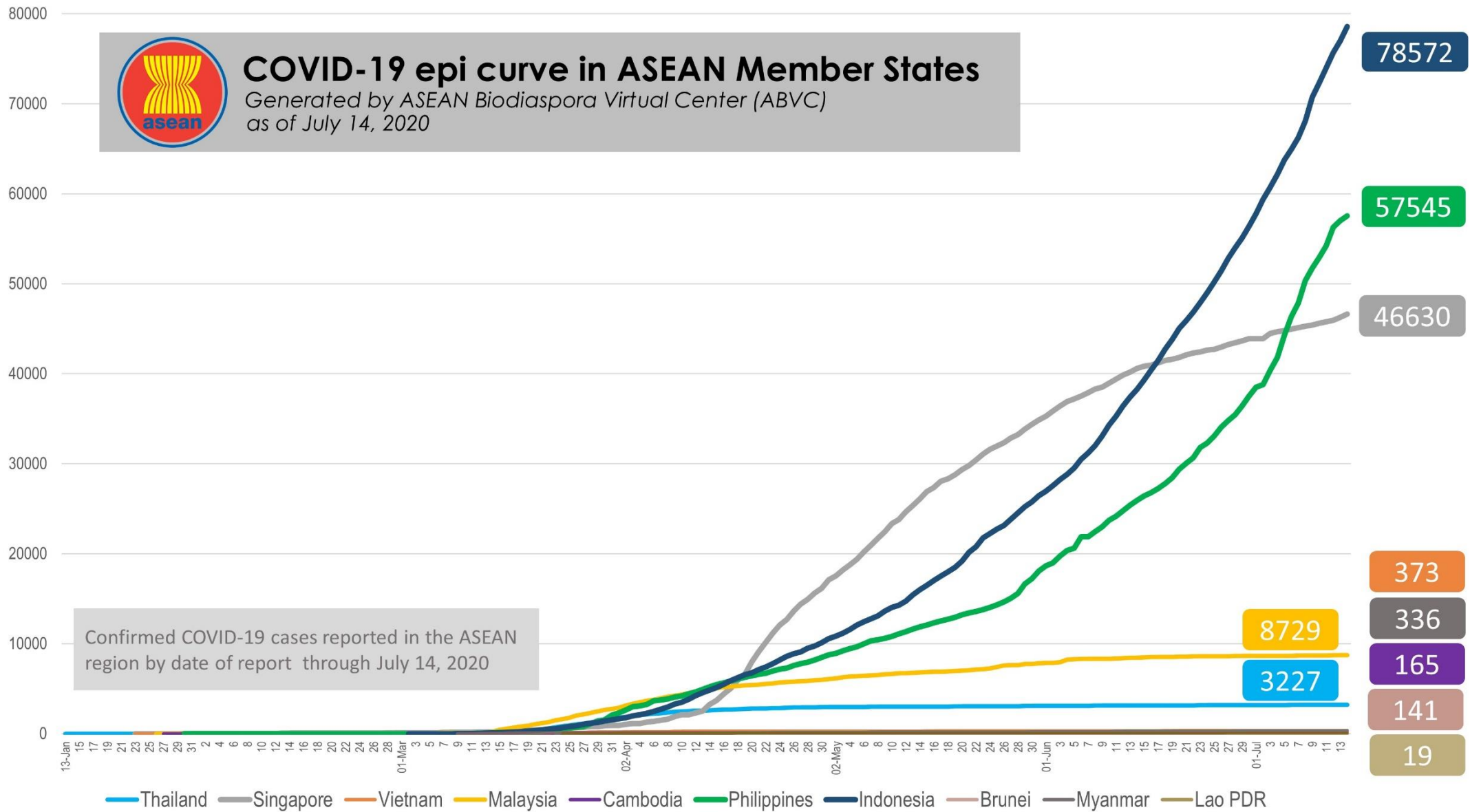
Timeline of COVID-19: ASEAN *(continuation)*





COVID-19 epi curve in ASEAN Member States

Generated by ASEAN Biodiaspora Virtual Center (ABVC)
as of July 14, 2020

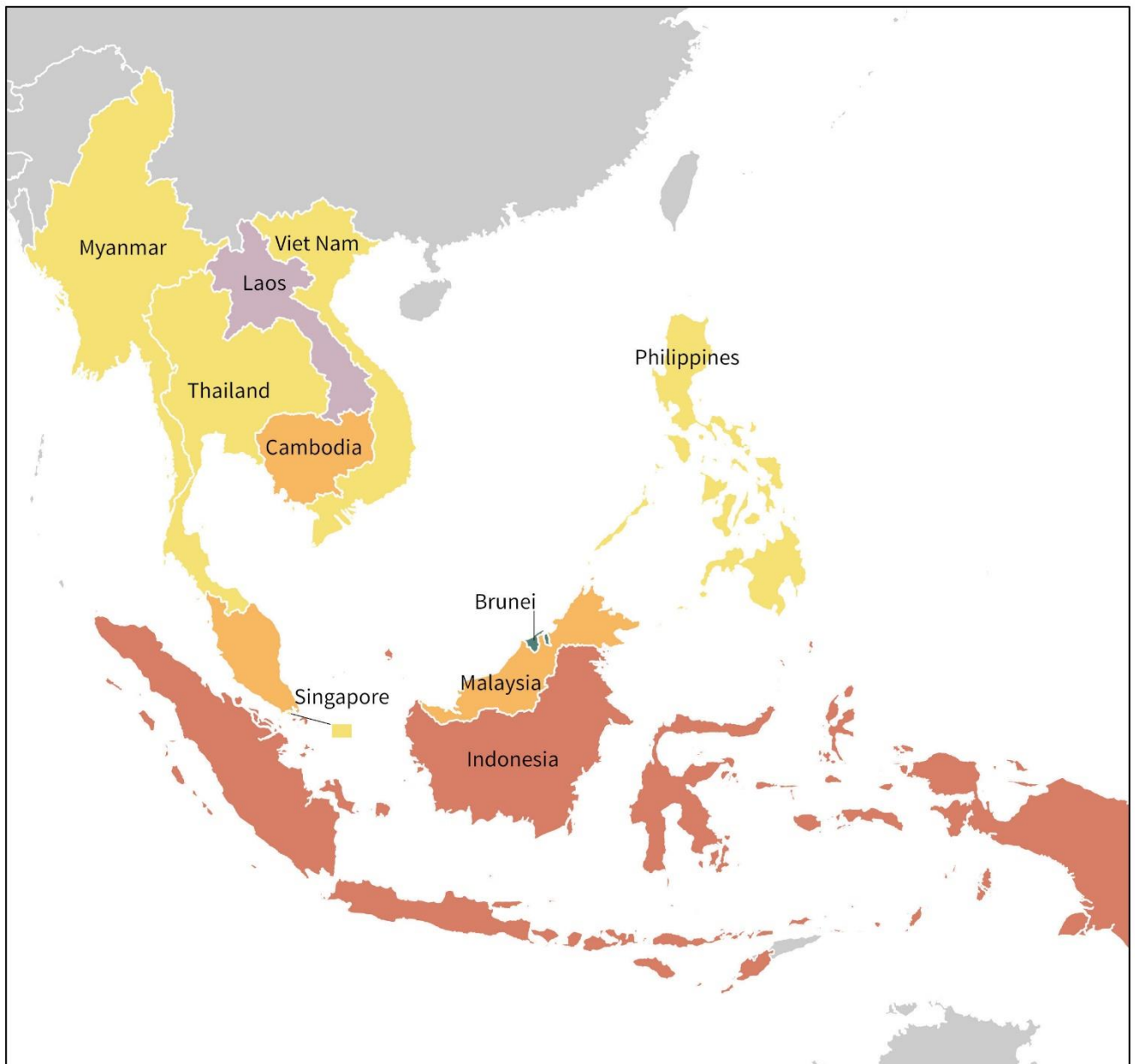


Transmission Category of COVID-19 Affected Countries

BlueDot's COVID-19 Global Categorization of Countries Report aims to measure the rate of growth of the COVID-19 pandemic using A.I.-driven surveillance data, and to contextualize associated global threats. Our global outlook captures entire country-level trends and may not account for sub-national variability. Therefore, we have also applied our methodology at the province/territory-level in Canada and at the state-level in the United States.

In today's report, BlueDot has classified countries/regions into eight categories based on the rate of change of new COVID-19 cases over the past week, using data generated by our global epidemic surveillance system as of 9:00AM EDT on July 14th, 2020. BlueDot used the modelled rate of change, associated measures of statistical significance, and the absence of new cases reported over select timeframes to determine the appropriate categorization of up-to-date global COVID-19 activity. Using both the modelled rate of change and associated measures of statistical significance, BlueDot categorized countries and regions (states and provinces/territories) into one of six categories:

- A Countries/regions reporting <100 cases of COVID-19**
 - These countries/regions have reported <100 cumulative cases of COVID-19.
- B Countries/regions reporting a significantly decreasing rate of new COVID-19 cases**
 - These countries/regions have reported ≥ 100 cumulative cases of COVID-19 and have observed a significantly decreasing number of new COVID-19 cases per day, over the past week. The number of new COVID-19 cases reported per day is decreasing.
- C Countries/regions reporting a stable rate of new COVID-19 cases**
 - These countries/regions have reported ≥ 100 cumulative cases of COVID-19 and have observed a statistically insignificant rate of change in the number of new COVID-19 cases reported per day over the past week. The number of new COVID-19 cases reported per day is approximately stable.
- D Countries/regions reporting a significantly increasing rate of new COVID-19 cases (moderate rate of change)**
 - These countries/regions have reported ≥ 100 cumulative cases of COVID-19 and have observed a significantly increasing number of new COVID-19 cases per day, over the past week. The number of new COVID-19 cases reported per day is increasing at a moderate rate.
 - Countries or regions reporting a significantly increasing number of new COVID-19 cases per day where the modelled rate of change was less than +20 new cases per day at the national level or less than +10 new cases per day at the provincial/territorial/state level were categorized as having a moderately increasing rate of change.
- E Countries/regions reporting a significantly increasing rate of new COVID-19 cases (high rate of change)**
 - These countries/regions have reported \geq cumulative 100 cases of COVID-19 and have observed a significantly increasing number of new COVID-19 cases per day, over the past week. The number of new COVID-19 cases reported per day is increasing at a rapid rate.
 - Countries or regions reporting a significantly increasing number of new COVID-19 cases per day where the modelled rate of change was greater than or equal to +20 new cases per day at the national level or greater than or equal to +10 new cases per day at the provincial/territorial/state level were categorized as having a rapidly increasing rate of change.
- F Countries/regions where insufficient information is available on COVID-19 transmission**
 - These countries/regions have not published case counts since the beginning of the pandemic; or have reported ≥ 100 cumulative cases but have not published up-to-date case counts in the past 7 days
- G Countries/regions that have reported zero new cases consistently as early as 28 days ago**
 - These countries/regions have reported ≥ 100 cumulative cases of COVID-19 but have been reporting zero new cases consistently starting on a date within the timeframe of 28 to 8 days before July 14 th at 9:00AM EDT (i.e. between June 16, 2020 – July 6, 2020).
- H Countries/regions that have reported zero new cases since 29 or more days ago**
 - These countries/regions have reported ≥ 100 cumulative cases of COVID-19 but have been reporting zero new cases consistently since 29 days or more before July 14th at 9:00 AM EDT (i.e. June 15, 2020 or earlier) or, these provinces/territories/states have been reporting zero new cases consistently since the beginning of the pandemic. This period of 29 or more days ago represents at least twice the maximum 14-day incubation period of COVID-19.



ASEAN member states categorized by rate of new COVID-19 cases

As of July 14 2020 at 8:00pm WIB

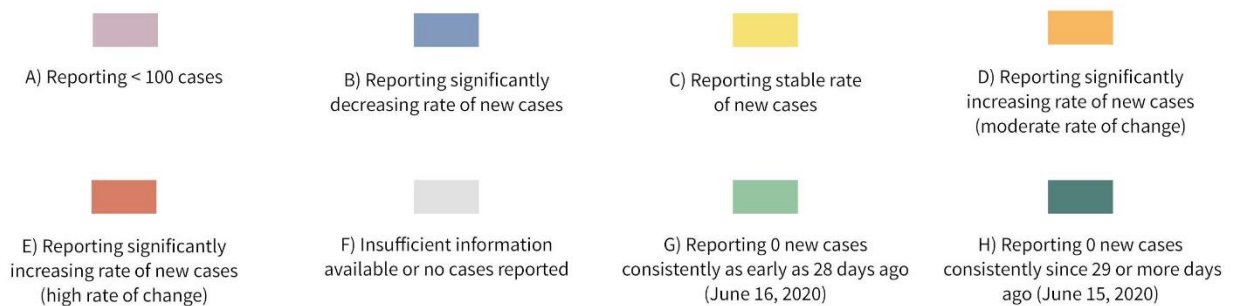
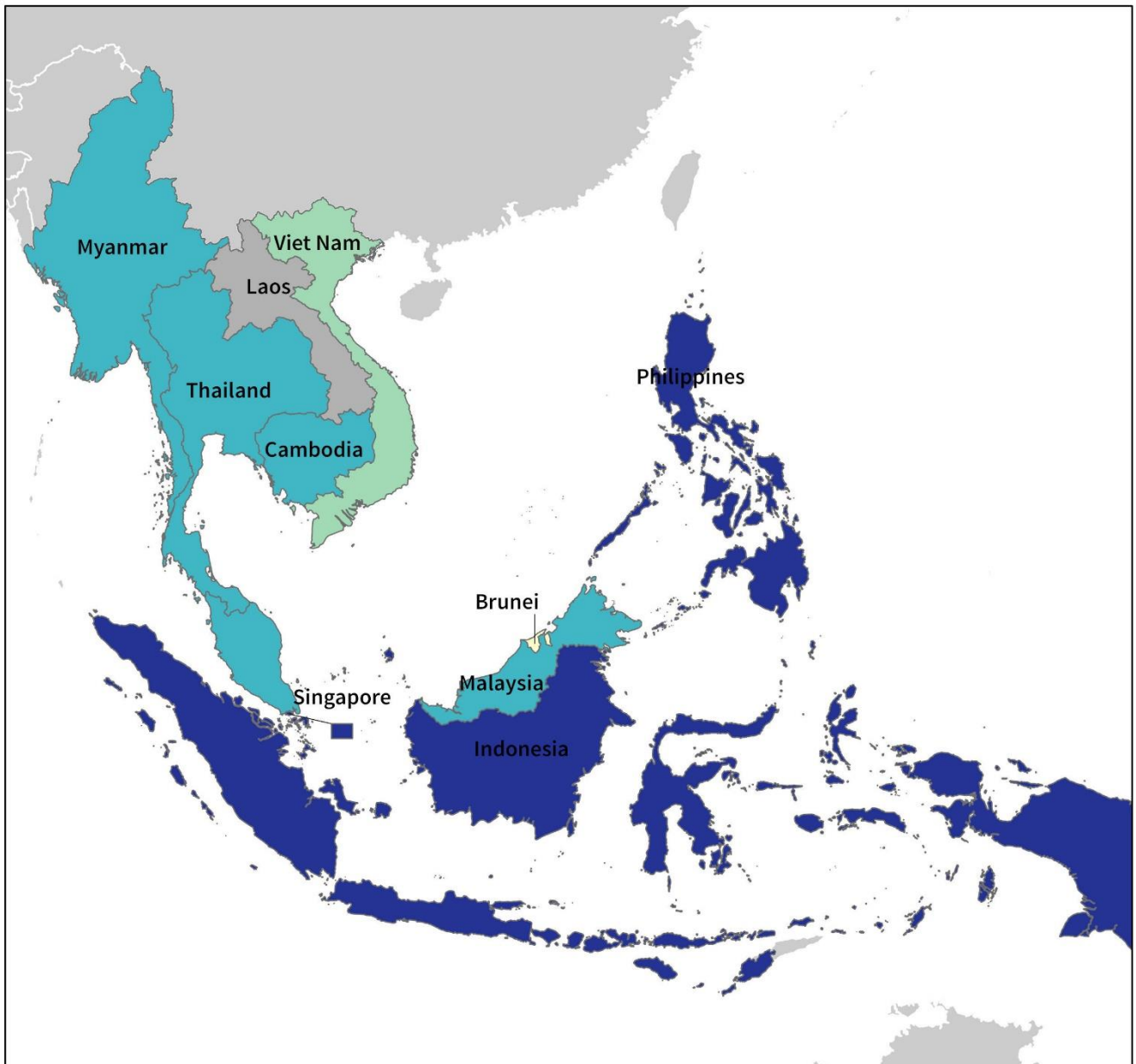


Figure 1. ASEAN map countries categorized by rate of COVID-19 new cases



Reported cases over last 30 days per 1,000 population

As of July 14 2020 at 8:00pm WIB

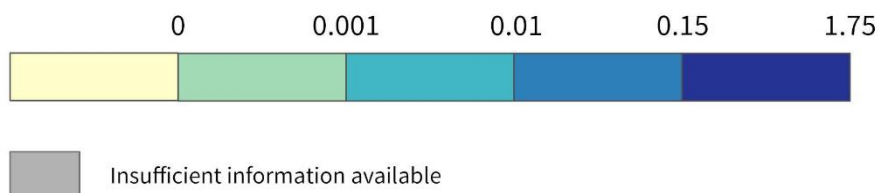


Figure 2. ASEAN map depicting the total number of COVID-19 cases reported per 1,000 population at a national level over the last 30 days. This include active cases, resolved cases, and fatalities



Report generated by
ASEAN Biodiaspora Virtual Center (ABVC)
 in collaboration with **Bluedot Inc.**
 Email: support@biodiaspora.org

