

Risk Assessment for International Dissemination of COVID-19 to the ASEAN Region

ASEAN Biodiaspora Virtual Center (ABVC)

as of August 14, 2020 (2:00 PM GMT+8)



COVID-19: Highlights and Situation Overview

- Worldwide, there have been over 20.9 million cases and more than 750,000 deaths. Latin America and the Caribbean remain the global epicentres, accounting for nearly one-third of all cumulative deaths. The United States, Brazil, and India continue to make the largest contributions to the global cumulative case count, together comprising 53% of all cumulative cases. As the pandemic progresses, many countries that had begun to relax their control measures have reinstated these measures. Bhutan has imposed its first nationwide lockdown, while New Zealand has reinstated control measures following the re-emergence of COVID-19. Italy has imposed mandatory testing for all travellers returning from Croatia, Greece, Spain, and Malta. The World Health Organization (WHO) continues to update and reinforce recommended measures to control the spread of COVID-19, including rapid case identification, contact tracing, physical distancing, mask-wearing, and hand washing. In a media briefing on August 10, the WHO stressed that viral suppression is crucial for societies to re-open safely.
- Jakarta (capital of Indonesia) is reaching a critical point in its fight against COVID-19 as it sees rising hospitalization of COVID-19 patients, prompting concerns that it would have to increase its healthcare capacity and reimpose stricter curbs. Jakarta Governor said in a press release late on Thursday (August 13) that 65 percent of 4,456 isolation beds and 67 percent of 483 intensive care unit (ICU) beds designated for COVID-19 patients were now occupied. Jakarta has extended the transitional phase of large-scale social restrictions (PSBB) for the fourth time, for another two weeks starting Friday (August 14), as Jakarta's COVID-19 infection rate has shown no signs of slowing. The Governor said that the city would tighten control over activities that might generate crowds in public spaces, especially on weekends and during the celebration of the 75th Independence Day. The Health Ministry announced 2,098 new confirmed COVID-19 cases on Thursday, bringing the total number of cases nationwide to 132,816.
- The Philippine presidential spokesman said on Thursday (August 13) that the Philippines plans to launch clinical trials for a Russian COVID-19 vaccine in October. Phase three clinical trials in the Philippines are due to run from October to March 2021, after a panel of vaccine experts completes its review on Russia's phase one and two trials in September. According to the health authorities, all clinical trials would need to go through the regulatory process. On Thursday, the country reported 4,002 more COVID-19 infections and 23 additional deaths. 4002 new COVID-19 cases has been reported on Thursday (August 13) bringing the total number of cases in the country to 147,526, the highest in Southeast Asia.
- In Thailand, COVID-19 restrictions on public transport, educational institutions, and sporting events around the country are being eased further from August 13. In addition, the Centre for Covid-19 Situation Administration (CCSA) has confirmed that Chinese fruit traders may enter the country for the purpose of exporting fruit. porting and other outdoor events can increase the number of people in attendance, within reasonable limits. The latest relaxation of the rules comes as the Kingdom approaches 80 days without a case of local transmission of the virus. The emergency decree remains in effect until at least the end of the month and a ban on international tourists and most other arrivals from overseas is in place "indefinitely".

Travel Advisories (new update/s)

- Singapore: Singapore and Japan have agreed to resume essential business travel, with an agreement expected to be finalised by early September, the two countries said on Thursday (August 13). This will provide for a "special quota of cross-border travel by business executives and business professionals (work pass holders)" with the necessary public health safeguards in place, including a 14-day stay home notice upon arrival in the respective countries, said the statement. The ministers also agreed on the "major points" of the Business Track (Reciprocal Green Lane), in which short-term business travellers would be subject to a controlled itinerary for the first 14 days of their trip with necessary safeguards in place.
- Thailand: COVID-19 restrictions on public transport have been eased in Thailand starting August 13. Public transport operators on both land and water can resume normal operations without having to limit passenger numbers for social distancing purposes. Chinese fruit traders may enter the country for the purpose of exporting fruit according to CCSA.

Cases and Deaths as of 14 August 2020

- As of August 14 (2PM, GMT+8), worldwide, there were **20,968,209** confirmed cases, including **756,465** deaths. Globally, Case Fatality Ratio (CFR)* is **3.61**.
- In **China**, there were **89,596** confirmed cases with **4,706** deaths, including deaths in Hong Kong (65) and Taiwan (7). Confirmed cases in China include confirmed cases in Hong Kong (4,313), Macau (46), and Taiwan (481).
- **350,035 confirmed cases** of COVID-19 have been reported in the ASEAN region with a total of **8,633 deaths**.

REGION	COUNTRY	FIRST CONFIRMED CASE(S)	LATEST REPORT ON CONFIRMED CASE(S)	TOTAL CONFIRMED CASES	NEW CASES	TOTAL DEATHS	NEW DEATHS	CASE FATALITY RATIO
ASEAN REGION	Brunei	10 Mar 2020	7 Aug 20	142		3		2.11
	Cambodia	27 Jan 2020	13 Aug 20	272	4			
	Indonesia	02 Mar 2020	13 Aug 20	132,816	2,098	5,968	65	4.49
	Lao PDR	24 Mar 2020	24 Jul 20	20				
	Malaysia	25 Jan 2020	13 Aug 20	9,129	15	125		1.37
	Myanmar	23 Mar 2020	12 Aug 20	361		6		1.63
	Philippines	30 Jan 2020	13 Aug 20	147,526	4002	2,426	22	1.64
	Singapore	23 Jan 2020	13 Aug 20	55,497	102	27		0.05
	Thailand	13 Jan 2020	13 Aug 20	3,359	3	58		1.73
Vietnam	23 Jan 2020	13 Aug 20	905	25	20	3	2.21	
			Subtotal	350,035	6,249	8,633	90	

- **20,528,578 confirmed cases** of COVID-19 have been reported in **204 countries/states** (other than China, Hong Kong, Taiwan, Macau, and ASEAN countries):

REGION	COUNTRY	FIRST CONFIRMED CASE(S)	LATEST REPORT ON CONFIRMED CASE(S)	TOTAL CONFIRMED CASES	TOTAL CONFIRMED NEW CASES	TOTAL DEATHS	TOTAL NEW DEATHS	CASE FATALITY RATIO
ASIA PACIFIC	Japan	16 Jan 2020	12-Aug-20	50,210	1,282	1,059	7	2.11
	South Korea	20 Jan 2020	12-Aug-20	14,770	56	305		2.06
	Nepal	24 Jan 2020	12-Aug-20	24,957	525	95	4	0.38
	Australia	25 Jan 2020	12-Aug-20	22,358	231	361	9	1.61
	Sri Lanka	27 Jan 2020	12-Aug-20	2,881	1	11		0.38
	India	30 Jan 2020	12-Aug-20	2,458,295	62,824	48,131	993	1.96
	Afghanistan	24 Feb 2020	12-Aug-20	37,424	79	1,363	9	3.64
	Pakistan	26 Feb 2020	12-Aug-20	286,674	753	6,139	10	2.14
	New Zealand	28 Feb 2020	12-Aug-20	1,589	10	22		1.38
	Bhutan	05 Mar 2020	12-Aug-20	128	15			
	Maldives	07 Mar 2020	12-Aug-20	5,366	143	21	1	0.39
	Bangladesh	08 Mar 2020	12-Aug-20	269,115	2,617	3,557	44	1.32
	Mongolia	10 Mar 2020	12-Aug-20	297	4			0.00
	Turkey	10 Mar 2020	12-Aug-20	244,392	1,212	5,891	18	2.41
	French Polynesia	12 Mar 2020	12-Aug-20	139	27			
	Guam	15 Mar 2020	12-Aug-20	477	28	5		1.05
	New Caledonia	17 Mar 2020	07-Aug-20	23				
	Fiji	18 Mar 2020	12-Aug-20	28	1	1		3.57
	Papua New Guinea	21 Mar 2020	11-Aug-20	287	73	3		1.05
	Timor Leste	21 Mar 2020	04-Aug-20	25				
Northern Mariana Islands	28 Mar 2020	10-Aug-20	49		2		4.08	
North Korea	24 Jul 2020	24-Jul-20	1					
AMERICAS	USA	21 Jan 2020	12-Aug-20	5,398,670	50,234	169,899	1,170	3.15
	Canada	25 Jan 2020	12-Aug-20	121,080	442	9,050	8	7.47
	Brazil	26 Feb 2020	12-Aug-20	3,180,758	57,649	104,528	1,107	3.29
	Mexico	28 Feb 2020	12-Aug-20	498,380	5,858	54,666	757	10.97
	Saint Martin	01 Mar 2020	12-Aug-20	92	8	4		4.35
	Ecuador	01 Mar 2020	12-Aug-20	98,343	2,780	6,010	59	6.11
	Dominican Republic	01 Mar 2020	12-Aug-20	83,134	910	1,393	22	1.68
	Chile	03 Mar 2020	12-Aug-20	380,034	3,418	10,299	121	2.71
	Argentina	03 Mar 2020	12-Aug-20	268,574	7,663	5,246	158	1.95
	Peru	05 Mar 2020	12-Aug-20	498,555	8,875	21,713	212	4.36
	Costa Rica	06 Mar 2020	12-Aug-20	25,057	549	263	8	1.05
	Colombia	06 Mar 2020	12-Aug-20	422,519	12,066	13,837	362	3.27
	French Guiana	06 Mar 2020	12-Aug-20	8,471	48	51	1	0.60
	Martinique	06 Mar 2020	07-Aug-20	336		16		4.76

Paraguay	07 Mar 2020	12-Aug-20	8,018	499	93	7	1.16
Panama	10 Mar 2020	12-Aug-20	77,377	913	1,703	23	2.20
Bolivia	10 Mar 2020	12-Aug-20	95,071	1,743	3,827	66	4.03
Honduras	11 Mar 2020	12-Aug-20	48,657	254	1,533	18	3.15
Cuba	11 Mar 2020	12-Aug-20	3,128	35	88		2.81
Guyana	11 Mar 2020	12-Aug-20	623	21	22		3.53
Jamaica	12 Mar 2020	12-Aug-20	1,065	18	14		1.31
St Vincent and the Grenadines	12 Mar 2020	09-Aug-20	57				
Saint Lucia	13 Mar 2020	29-Jul-20	25				
Trinidad and Tobago	13 Mar 2020	12-Aug-20	326	26	8		2.45
Venezuela	13 Mar 2020	12-Aug-20	29,088	1,150	247	9	0.85
Guatemala	13 Mar 2020	11-Aug-20	59,089	2,102	2,267	45	3.84
Uruguay	13 Mar 2020	12-Aug-20	1,393	8	37		2.66
Curacao	13 Mar 2020	10-Aug-20	32		1		3.13
Puerto Rico	13 Mar 2020	12-Aug-20	24,446	372	306	11	1.25
Suriname	13 Mar 2020	12-Aug-20	2,653	94	39		1.47
Antigua and Barbuda	13 Mar 2020	03-Aug-20	92		3		3.26
Guadeloupe	13 Mar 2020	12-Aug-20	367	50	14		3.81
Cayman Islands	13 Mar 2020	13-Jul-20	203		1		0.49
Aruba	14 Mar 2020	12-Aug-20	798	81	3		0.38
Bahamas	15 Mar 2020	12-Aug-20	1,036	47	15		1.45
US Virgin Islands	16 Mar 2020	12/08/2020	682	43	9		1.32
Sint Maarten	17 Mar 2020	12-Aug-20	248	29	17		6.85
Montserrat	17 Mar 2020	02-Aug-20	13		1		7.69
Barbados	17 Mar 2020	12-Aug-20	144	1	7		4.86
El Salvador	18 Mar 2020	12-Aug-20	21,993	349	584	7	2.66
Nicaragua	18 Mar 2020	11-Aug-20	4,115	213	128	5	3.11
Bermuda	18 Mar 2020	10-Aug-20	159	1	9		5.66
Haiti	19 Mar 2020	12-Aug-20	7,781	132	192	9	2.47
Dominica	22 Mar 2020	01-Jun-20	18				
Grenada	22 Mar 2020	29-Jul-20	24				
Belize	23 Mar 2020	12-Aug-20	296	85	2		0.68
Turks and Caicos Islands	23 Mar 2020	12-Aug-20	241	17	2		0.83
Saint Kitts and Nevis	24 Mar 2020	11-Jul-20	17				
British Virgin Islands	25 Mar 2020	04-Aug-20	9		1		11.11
Anguilla	26 Mar 2020	03-Apr-20	3				
Caribbean Netherlands	01 Apr 2020	01-Aug-20	13				
Falkland Islands	03 Apr 2020	22-Apr-20	13				

	Saint Pierre and Miquelon	05 Apr 2020	19-Jul-20	4				
	Saint Barthelemy	25 Jul 2020	08-Aug-20	13				0.00
EUROPE	France	24 Jan 2020	12-Aug-20	209,365	5,193	30,388	34	14.51
	Germany	27 Jan 2020	12-Aug-20	222,180	1,836	9,281	7	4.18
	Finland	29 Jan 2020	12-Aug-20	7,683	41	333		4.33
	Italy	30 Jan 2020	12-Aug-20	252,235	522	35,231	6	13.97
	Russian Federation	31 Jan 2020	12-Aug-20	907,758	5,057	15,384	124	1.69
	Spain	31 Jan 2020	12-Aug-20	337,334	7,550	28,605	26	8.48
	Sweden	31 Jan 2020	11-Aug-20	83,455	329	5,774	4	6.92
	United Kingdom of Great Britain	31 Jan 2020	12-Aug-20	313,868	70	46,706		14.88
	Belgium	05 Feb 2020	12-Aug-20	75,647	639	9,900	15	13.09
	Switzerland	25 Feb 2020	12-Aug-20	37,403	234	1,991		5.32
	Austria	25 Feb 2020	12-Aug-20	22,643	204	725	1	3.20
	Croatia	25 Feb 2020	12-Aug-20	6,050	180	161	1	2.66
	Norway	26 Feb 2020	12-Aug-20	9,817	45	257	1	2.62
	Romania	26 Feb 2020	12-Aug-20	66,631	1,454	2,860	53	4.29
	Estonia	26 Feb 2020	11-Aug-20	2,174	7	63		2.90
	Georgia	26 Feb 2020	12-Aug-20	1,283	5	17		1.33
	North Macedonia	26 Feb 2020	12-Aug-20	12,357	140	532	2	4.31
	Greece	26 Feb 2020	12-Aug-20	6,381	204	221	5	3.46
	Denmark	27 Feb 2020	12-Aug-20	15,214	144	621		4.08
	San Marino	27 Feb 2020	09-Jul-20	699		42		6.01
	Lithuania	27 Feb 2020	12-Aug-20	2,330	21	81		3.48
	Netherlands	27 Feb 2020	12-Aug-20	61,204	577	6,165	4	10.07
	Azerbaijan	27 Feb 2020	12-Aug-20	33,915	91	500	3	1.47
	Belarus	28 Feb 2020	12-Aug-20	69,203	101	599	4	0.87
	Iceland	28 Feb 2020	12-Aug-20	1,976	4	10		0.51
	Ireland	28 Feb 2020	12-Aug-20	26,929	91	1,774		6.59
	Monaco	29 Feb 2020	12-Aug-20	144	3	4		2.78
	Czech Republic	01 Mar 2020	12-Aug-20	19,286	460	391		2.03
	Luxembourg	01 Mar 2020	12-Aug-20	7,300	58	122		1.67
	Armenia	01 Mar 2020	12-Aug-20	41,023	229	809	3	1.97
	Latvia	02 Mar 2020	12-Aug-20	1,307	4	32		2.45
	Portugal	02 Mar 2020	12-Aug-20	53,548	325	1,770	6	3.31
	Andorra	02 Mar 2020	12-Aug-20	981	4	53		5.40
	Liechtenstein	03 Mar 2020	11-Aug-20	90	1	1		1.11
Ukraine	03 Mar 2020	12-Aug-20	86,140	1,592	1,992	22	2.31	
Slovenia	04 Mar 2020	12-Aug-20	2,332	29	129		5.53	
Hungary	04 Mar 2020	12-Aug-20	4,813	45	607	2	12.61	
Poland	04 Mar 2020	12-Aug-20	54,487	811	1,844	14	3.38	

	Faroe Islands	04 Mar 2020	12-Aug-20	339	5			0.00
	Bosnia and Herzegovina	05 Mar 2020	12-Aug-20	15,184	223	458	5	3.02
	Gibraltar	05 Mar 2020	12-Aug-20	205	2			
	Slovakia	06 Mar 2020	12-Aug-20	2,739	49	31		1.13
	Serbia	06 Mar 2020	12-Aug-20	28,998	247	661	3	2.28
	Vatican City	06 Mar 2020	07-May-20	12				
	Malta	07 Mar 2020	12-Aug-20	1,245	55	9		0.72
	Moldova	07 Mar 2020	12-Aug-20	29,087	390	878	15	3.02
	Bulgaria	08 Mar 2020	12-Aug-20	13,893	171	482	11	3.47
	Albania	09 Mar 2020	12-Aug-20	6,817	141	208	3	3.05
	Cyprus	09 Mar 2020	12-Aug-20	1,305	28	20		1.53
	Channel Islands	09 Mar 2020	12-Aug-20	603	4	47		7.79
	Jersey	10 Mar 2020	11-Aug-20	351	4	31		8.83
	Kazakhstan	13 Mar 2020	12-Aug-20	101,372	517	1,269		1.25
	Kosovo	13 Mar 2020	12-Aug-20	10,795	376	365	24	3.38
	Uzbekistan	15 Mar 2020	12-Aug-20	33,093	628	215	5	0.65
	Greenland	16 Mar 2020	26-Jul-20	14				
	Montenegro	17 Mar 2020	12-Aug-20	3,813	65	73	2	1.91
	Kyrgyzstan	18 Mar 2020	12-Aug-20	41,069	310	1,487	3	3.62
	Isle of Man	19 Mar 2020	20-May-20	336		24		7.14
	Tajikistan	30 Apr 2020	12-Aug-20	7,912	41	63		0.80
MIDDLE EAST	UAE	29 Jan 2020	12-Aug-20	63,489	277	358		0.56
	Iran	19 Feb 2020	12-Aug-20	336,324	2,625	19,162	174	5.70
	Israel	21 Feb 2020	12-Aug-20	88,733	1,560	643	10	0.72
	Lebanon	21 Feb 2020	12-Aug-20	7,771	298	92	3	1.18
	Kuwait	24 Feb 2020	12-Aug-20	74,486	701	489		0.66
	Oman	24 Feb 2020	12-Aug-20	82,531	232	551	12	0.67
	Bahrain	24 Feb 2020	12-Aug-20	45,264	460	167	2	0.37
	Iraq	24 Feb 2020	12-Aug-20	164,277	3,841	5,641	53	3.43
	Qatar	29 Feb 2020	12-Aug-20	114,281	343	190		0.17
	Saudi Arabia	02 Mar 2020	12-Aug-20	294,519	1,482	3,303	34	1.12
	Jordan	02 Mar 2020	12-Aug-20	1,320	17	11		0.83
	Palestine	05 Mar 2020	12-Aug-20	20,525	432	115	1	0.56
	Syria	22 Mar 2020	12-Aug-20	1,402	75	53		3.78
	Yemen	10 Apr 2020	12-Aug-20	1,841	10	528	5	28.68
AFRICA	Egypt	14 Feb 2020	12-Aug-20	95,963	129	5,085	26	5.30
	Algeria	25 Feb 2020	12-Aug-20	37,187	488	1,341	8	3.61
	Nigeria	28 Feb 2020	12-Aug-20	47,743	453	956		2.00
	Tunisia	02 Mar 2020	12-Aug-20	1,780	42	52		2.92
	Morocco	02 Mar 2020	12-Aug-20	37,935	1,291	584	28	1.54
	Senegal	02 Mar 2020	12-Aug-20	11,740	153	244	2	2.08
	South Africa	05 Mar 2020	12-Aug-20	568,919	2,810	11,010	259	1.94
	Cameroon	06 Mar 2020	12-Aug-20	18,263	50	401	3	2.20
	Togo	06 Mar 2020	12-Aug-20	1,092	22	26		2.38
	Burkina Faso	09 Mar 2020	12-Aug-20	1,228	15	54		4.40
	Democratic Republic of Congo	10 Mar 2020	12-Aug-20	9,589	51	234	9	2.44
	Ivory Coast	11 Mar 2020	12-Aug-20	16,889	42	107	2	0.63
	Reunion	11 Mar 2020	12-Aug-20	734	32	5		0.68



Ghana	13 Mar 2020	12-Aug-20	41,725	153	223		0.53
Guinea	13 Mar 2020	12-Aug-20	8,198	82	50		0.61
Gabon	13 Mar 2020	11-Aug-20	8,077	71	51		0.63
Sudan	13 Mar 2020	12-Aug-20	12,115	82	792	6	6.54
Kenya	13 Mar 2020	12-Aug-20	28,754	650	460	4	1.60
Ethiopia	13 Mar 2020	12-Aug-20	26,204	1,086	479	16	1.83
Central African Republic	14 Mar 2020	11-Aug-20	4,652	7	61		1.31
Seychelles	14 Mar 2020	10-Aug-20	127	1			
Rwanda	14 Mar 2020	12-Aug-20	2,200	11	8		0.36
Namibia	14 Mar 2020	12-Aug-20	3,544	138	27	5	0.76
Swaziland	14 Mar 2020	12-Aug-20	3,525	115	63		1.79
Mauritania	14 Mar 2020	12-Aug-20	6,622	24	157		2.37
Mayotte	14 Mar 2020	12-Aug-20	3,119	28	39		1.25
Equatorial Guinea	15 Mar 2020	30-Jul-20	4,821		83		1.72
Republic of Congo	15 Mar 2020	10-Aug-20	3,745	81	60	2	1.60
Benin	16 Mar 2020	11-Aug-20	2,014	13	38		1.89
Liberia	16 Mar 2020	11-Aug-20	1,252	2	82	1	6.55
Tanzania	16 Mar 2020	08-May-20	509		21		4.13
Somalia	16 Mar 2020	04-Aug-20	3,227		93		2.88
Gambia	17 Mar 2020	12-Aug-20	1,556	79	43	10	2.76
Zambia	17 Mar 2020	12-Aug-20	8,501	226	246	5	2.89
Mauritius	18 Mar 2020	23-Jul-20	344		10		2.91
Djibouti	18 Mar 2020	11-Aug-20	5,358	10	59		1.10
Niger	19 Mar 2020	12-Aug-20	1,161	3	69		5.94
Chad	19 Mar 2020	11-Aug-20	949	3	76		8.01
Zimbabwe	20 Mar 2020	12-Aug-20	4,893	75	122	18	2.49
Cape Verde	20 Mar 2020	12-Aug-20	3,000	80	33		1.10
Madagascar	20 Mar 2020	12-Aug-20	13,522	125	162	6	1.20
Uganda	21 Mar 2020	12-Aug-20	1,353	21	11	2	0.81
Eritrea	21 Mar 2020	06-Aug-20	285				
Angola	21 Mar 2020	12-Aug-20	1,762	27	80		4.54
Mozambique	22 Mar 2020	12-Aug-20	2,638	79	19		0.72
Libya	24 Mar 2020	12-Aug-20	6,661	309	132		1.98
Guinea-Bissau	25 Mar 2020	10-Aug-20	2,088		29		1.39
Mali	25 Mar 2020	12-Aug-20	2,597	15	125		4.81
Botswana	30 Mar 2020	12-Aug-20	1,214	148	3	1	0.25
Sierra Leone	31 Mar 2020	11-Aug-20	1,937	5	69		3.56
Burundi	31 Mar 2020	12-Aug-20	410	2	1		0.24
Malawi	02 Apr 2020	12-Aug-20	4,752	38	152		3.20
South Sudan	05 Apr 2020	11-Aug-20	2,477	5	47		1.90
Sao Tome and Principe	06 Apr 2020	12-Aug-20	882	1	15		1.70
Lesotho	13May 2020	12-Aug-20	798	17	24		3.01
			20,528,578	281,963	743,126	6,395	

*The calculated CFR is based on reported deaths and reported case counts, and does not account for recovered cases over time or rate of testing in a particular region


Timeline of COVID-19: ASEAN *(continuation)*



AUGUST 1 2 3 4 5 6 7 8 9



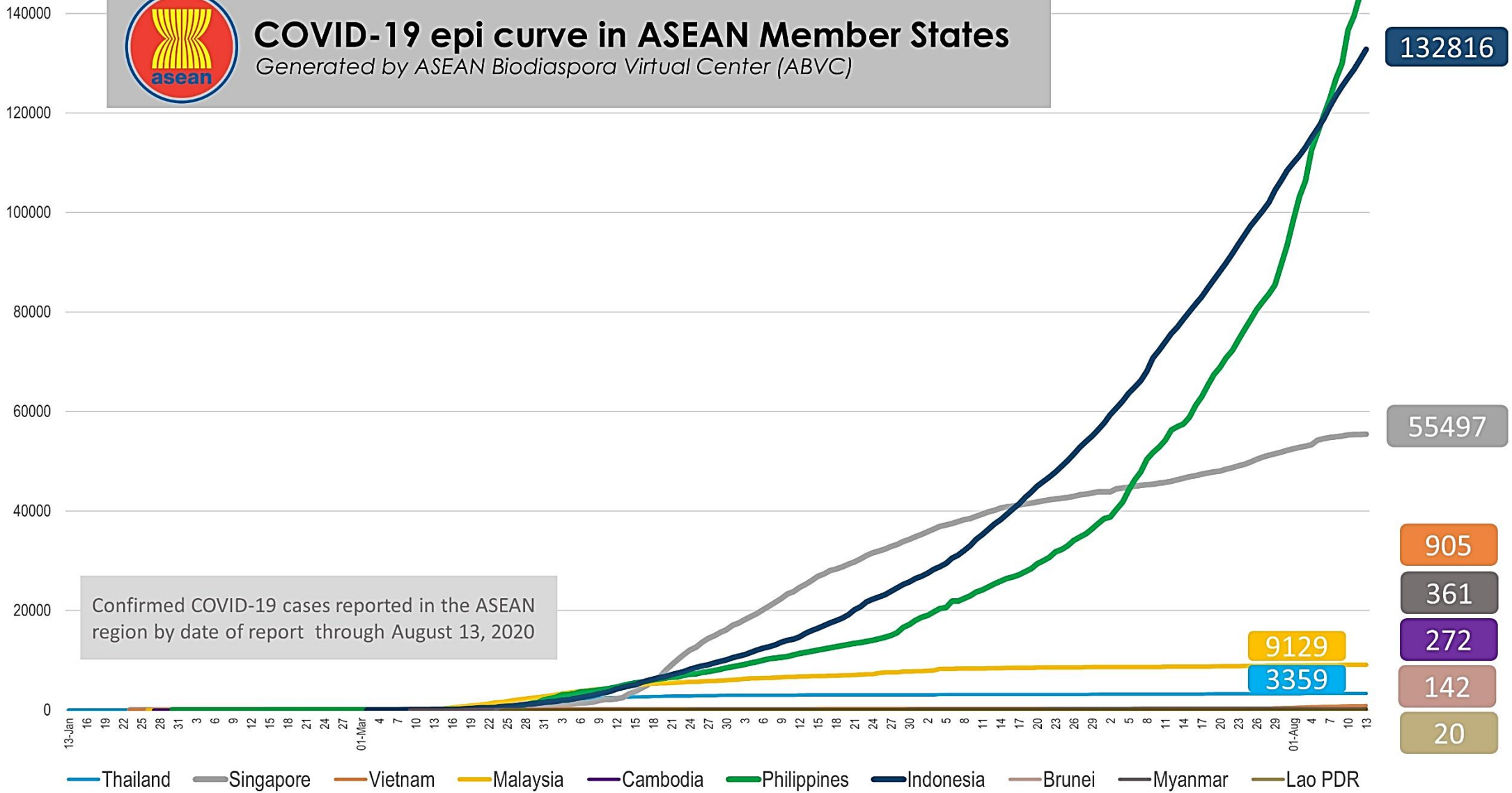
AUGUST 10 11 12 13





COVID-19 epi curve in ASEAN Member States

Generated by ASEAN Biodiaspora Virtual Center (ABVC)





Report generated by
ASEAN Biodiaspora Virtual Center (ABVC)
 in collaboration with **Bluedot Inc.**
 Email: support@biodiaspora.org

