

Risk Assessment for International Dissemination of COVID-19 to the ASEAN Region

ASEAN Biodiaspora Virtual Center (ABVC)

as of May 13, 2020 (2:00 PM GMT+8)



COVID-19: Highlights and Situation Overview

- World Health Organization (WHO) has published a new guidance on Considerations for school-related public health measures in the context of COVID-19 as an annex to earlier guidance on adjusting public health and social measures published on 15 April 2020.
- The Director-General Dr. Tedros, in his media briefing, urged a slow, steady, lifting of public health and social measures (so called lockdowns), which is key to stimulating economies, while also keeping a vigilant eye on the virus so that control measures can be quickly implemented if an upswing in cases is identified.
- Indonesia government is gearing up for a large-scale trial on convalescent plasma treatment for COVID-19 patients amid a global rally to find a cure for the fast-spreading virus. The blood plasma (extracted from recovered patients) will be donated to severely ill COVID-19 patients to give their immune systems a boost. Researchers have claimed the method effective in treating COVID-19 patients since the convalescent plasma from the novel coronavirus survivors produced antibodies that could combat the virus. According to a media, a team of researchers from Eijkman Institute and Pharmaceutical holding company PT Bio Farma, and its international partners, has been working to develop convalescent plasma that contains antibodies at Cipto Mangunkusumo Hospital.
- Indonesia's President has called for vigilance and caution amid plans to ease large-scale social restrictions (PSBB) in several regions after the central government began to relax the Idul Fitri mudik (exodus) ban. Meanwhile, East Java (Indonesia) Governor has decided to extend the large-scale social restrictions (PSBB) in Greater Surabaya for another 14-day period up until May 25.
- The Philippine government announced on May 12 that it will ease quarantine measures in many areas of the country, but will extend lockdowns in Manila and some other cities until May 31. Neighboring Laguna province and Cebu, the country's second largest city, which has seen a recent surge of COVID-19 cases, will also remain under lockdown, which the government termed a "modified" enhanced community quarantine (ECQ).
- On May 12, China has delivered another batch of medical supplies for use in the continuing fight of Thailand against the COVID-19 pandemic. The medical supplies were worth 30 million baht and included 6 non-invasive ventilators, 10 electrocardiograms, 30 infusion pumps, 100 infrared thermometers, 6,000 COVID-19 PCR test kits, 100000 single-use medical face masks, 15000 surgical masks, 10500 pairs of medial goggles, 7000 sets of personal protective equipment and 120 boxes of gloves for complete nuclear, biological and chemical protection. The medical supplies will be distributed to military hospitals and hospitals under the Public Health Ministry's jurisdiction in the southernmost provinces of Yala, Pattani and Narathiwat.
- Brunei reports no new COVID-19 case/s for 6 days since May 7.
- Cambodia reports no new COVID-19 case/s for 31 days since April 12.
- Laos reports no new COVID-19 case/s for 31 days since April 12.
- Vietnam reports no new COVID-19 case/s for 6 days since May 7.

Travel Advisories (new update/s)

- Philippines: On May 11, some local airlines have extended flight suspensions due to the modified enhanced community quarantine imposed in some parts of the country from May 16 to 31.
- Thailand: The Civil Aviation Authority of Thailand, along with the Ministry of Transport, has published the operational hours for Thailand's' recently re-opened airports.
 - [7AM to 7PM]: Nan, Phitsanulok, Phrae, Mae Sot, Mae Hong Son, Lampang, Khon Kaen, Nakhon Phanom, Buri Ram, Roi Et, Sakon Nakhon, Udon Thani, Chumphon, Trang, Nakhon Si Thammarat and Ranong
 - [5AM to 12AM]: Surat Thani Airport
 - [6AM to 6PM]: Hua Hin Airport
 - [6AM to 10PM]: Samui Airport
 - [6AM to 12AM]: Chiang Mai Airport and Hat Yai
 - [24 hours]: Krabi, U-Tapao, Chiang Rai, Don Mueang and Suvarnabhumi Airports

The ban does not apply to state or military aircraft, emergency landing, technical landing without disembarkation, humanitarian aid, medical and relief flights, repatriation flights and cargo flights.

Cases and Deaths as of 13May 2020

- As of May 13 (2PM, GMT+8), worldwide, there were **4,311,097** confirmed cases, including **290,722** deaths. Globally, Case Fatality Ratio (CFR)* is **6.74**.
- In **China**, there were **84,452** confirmed cases with **4,643** deaths, including deaths in Hong Kong (4) and Taiwan (6). Confirmed cases in China include confirmed cases in Hong Kong (1,048), Macau (45), and Taiwan (440).
- **4,226,645 confirmed cases** of COVID-19 have been reported in **211 countries/states** (other than China, Hong Kong, Taiwan and Macau):

REGION	COUNTRY	FIRST CONFIRMED CASE(S)	LATEST CONFIRMED CASE(S)	CONFIRMED CASES/ (Deaths)	CASE FATALITY RATIO*
ASIA PACIFIC	Thailand	13 Jan 2020	12 May 2020	3,017 (56)	1.86
	Vietnam	23 Jan 2020	07 May 2020	288	
	Singapore	23 Jan 2020	12 May 2020	24,671 (21)	0.09
	Malaysia	25 Jan 2020	12 May 2020	6,726 (109)	1.62
	Cambodia	27 Jan 2020	12 Apr 2020	122	
	Philippines	30 Jan 2020	12 May 2020	11,350 (751)	6.62
	Indonesia	02 Mar 2020	12 May 2020	14,749 (1,007)	6.83
	Brunei	10 Mar 2020	07 May 2020	141 (1)	0.71
	Myanmar	23 Mar 2020	10 May 2020	180 (6)	3.33
	Lao PDR	24 Mar 2020	13 Apr 2020	19	
	Japan	16 Jan 2020	12 May 2020	16,553 (640)	3.87
South Korea	20 Jan 2020	12 May 2020	10,936 (258)	2.36	

	Nepal	24 Jan 2020	12 May 2020	191	
	Australia	25 Jan 2020	12 May 2020	6,964 (97)	1.39
	Sri Lanka	27 Jan 2020	12 May 2020	879 (9)	1.02
	India	30 Jan 2020	12 May 2020	73,981 (2,408)	3.25
	Afghanistan	24 Feb 2020	12 May 2020	4,963 (127)	2.56
	Pakistan	26 Feb 2020	12 May 2020	32,674 (724)	2.22
	New Zealand	28 Feb 2020	11 May 2020	1,497 (21)	1.40
	Bhutan	05 Mar 2020	12 May 2020	11	
	Maldives	07 Mar 2020	12 May 2020	904 (3)	0.33
	Bangladesh	08 Mar 2020	12 May 2020	16,660 (250)	1.50
	Mongolia	10 Mar 2020	06 May 2020	42	
	Turkey	10 Mar 2020	12 May 2020	139,771 (3,841)	2.75
	French Polynesia	12 Mar 2020	06 May 2020	60	
	Guam	15 Mar 2020	12 May 2020	152 (5)	3.29
	New Caledonia	17 Mar 2020	02 Apr 2020	18	
	Fiji	18 Mar 2020	20 Apr 2020	18	
	Papua New Guinea	21 Mar 2020	22 Apr 2020	8	
	Timor Leste	21 Mar 2020	25 Apr 2020	24	
	Northern Mariana Islands	28 Mar 2020	12 May 2020	19 (2)	10.53
	AMERICAS	USA	21 Jan 2020	12 May 2020	1,402,225 (83,120)
Canada		25 Jan 2020	12 May 2020	71,105 (5,240)	7.37
Brazil		26 Feb 2020	12 May 2020	172,243 (11,980)	6.96
Mexico		28 Feb 2020	12 May 2020	36,327 (3,573)	9.84
Saint Martin		01 Mar 2020	10 May 2020	39 (3)	7.69
Ecuador		01 Mar 2020	12 May 2020	30,419 (2,327)	7.65
Dominican Republic		01 Mar 2020	12 May 2020	10,634 (393)	3.70
Chile		03 Mar 2020	12 May 2020	30,063 (323)	1.07
Argentina		03 Mar 2020	12 May 2020	6,278 (317)	5.05
Peru		05 Mar 2020	12 May 2020	68,822 (1,961)	2.85
Costa Rica		06 Mar 2020	12 May 2020	801 (7)	0.87
Colombia		06 Mar 2020	12 May 2020	11,613 (479)	4.12
French Guiana		06 Mar 2020	10 May 2020	144 (1)	0.69
Martinique		06 Mar 2020	11 May 2020	187 (14)	7.49
Paraguay		07 Mar 2020	12 May 2020	724 (10)	1.38
Panama		10 Mar 2020	12 May 2020	8,616 (249)	2.89
Bolivia		10 Mar 2020	12 May 2020	2,831 (122)	4.31
Honduras		11 Mar 2020	12 May 2020	2,100 (116)	5.52
Cuba		11 Mar 2020	12 May 2020	1,783 (77)	4.32
Guyana		11 Mar 2020	12 May 2020	109 (10)	9.17
Jamaica	12 Mar 2020	12 May 2020	505 (9)	1.78	
St Vincent and the Grenadines	12 Mar 2020	04 May 2020	17		

Saint Lucia	13 Mar 2020	04 May 2020	18		
Trinidad and Tobago	13 Mar 2020	27 Apr 2020	116 (8)	6.90	
Venezuela	13 Mar 2020	12 May 2020	422 (10)	2.37	
Guatemala	13 Mar 2020	12 May 2020	1,114 (26)	2.33	
Uruguay	13 Mar 2020	12 May 2020	711 (19)	2.67	
Curacao	13 Mar 2020	25 Apr 2020	16 (1)	6.25	
Puerto Rico	13 Mar 2020	12 May 2020	2,299 (114)	4.96	
Suriname	13 Mar 2020	08 Apr 2020	10 (1)	10.00	
Antigua and Barbuda	13 Mar 2020	02 May 2020	25 (3)	12.00	
Guadeloupe	13 Mar 2020	09 May 2020	154 (13)	8.44	
Cayman Islands	13 Mar 2020	12 May 2020	84 (1)	1.19	
Aruba	14 Mar 2020	06 May 2020	101 (2)	1.98	
Bahamas	15 Mar 2020	12 May 2020	93 (11)	11.83	
US Virgin Islands	16 Mar 2020	11 May 2020	69 (5)	7.25	
Sint Maarten	17 Mar 2020	10 May 2020	76 (15)	19.74	
Montserrat	17 Mar 2020	25 Apr 2020	11 (1)	9.09	
Barbados	17 Mar 2020	10 May 2020	84 (7)	8.33	
El Salvador	18 Mar 2020	12 May 2020	998 (18)	1.80	
Nicaragua	18 Mar 2020	06 May 2020	16 (5)	31.25	
Bermuda	18 Mar 2020	12 May 2020	119 (8)	6.72	
Haiti	19 Mar 2020	12 May 2020	209 (16)	7.66	
Dominica	22 Mar 2020	11 Apr 2020	16		
Grenada	22 Mar 2020	03 May 2020	21		
Belize	23 Mar 2020	14 Apr 2020	18 (2)	11.11	
Turks and Caicos Islands	23 Mar 2020	28 Apr 2020	12 (1)	8.33	
Saint Kitts and Nevis	24 Mar 2020	20 Apr 2020	15		
British Virgin Islands	25 Mar 2020	07 May 2020	7 (1)	14.29	
Anguilla	26 Mar 2020	03 Apr 2020	3		
Caribbean Netherlands	01 Apr 2020	04 May 2020	6		
Falkland Islands	03 Apr 2020	24 Apr 2020	13		
Saint Pierre and Miquelon	05 Apr 2020	05 Apr 2020	1		
EUROPE	France	24 Jan 2020	12 May 2020	178,225 (26,991)	15.14
	Germany	27 Jan 2020	12 May 2020	172,812 (7,667)	4.44
	Finland	29 Jan 2020	12 May 2020	6,003 (275)	4.58
	Italy	30 Jan 2020	12 May 2020	221,216 (30,911)	13.97
	Russian Federation	31 Jan 2020	12 May 2020	232,243 (2,116)	0.91
	Spain	31 Jan 2020	12 May 2020	269,520 (26,920)	9.99
	Sweden	31 Jan 2020	12 May 2020	27,272 (3,313)	12.15
	United Kingdom of Great Britain	31 Jan 2020	10 May 2020	219,183 (31,855)	14.53
	Belgium	05 Feb 2020	12 May 2020	53,779 (8,761)	16.29

Switzerland	25 Feb 2020	12 May 2020	30,380 (1,857)	6.11
Austria	25 Feb 2020	12 May 2020	15,961 (623)	3.90
Croatia	25 Feb 2020	12 May 2020	2,207 (91)	4.12
Norway	26 Feb 2020	12 May 2020	8,132 (224)	2.75
Romania	26 Feb 2020	12 May 2020	15,778 (991)	6.28
Estonia	26 Feb 2020	12 May 2020	1,746 (61)	3.49
Georgia	26 Feb 2020	12 May 2020	639 (11)	1.72
North Macedonia	26 Feb 2020	12 May 2020	1,674 (92)	5.50
Greece	26 Feb 2020	11 May 2020	2,726 (151)	5.54
Denmark	27 Feb 2020	12 May 2020	10,591 (533)	5.03
San Marino	27 Feb 2020	12 May 2020	638 (41)	6.43
Lithuania	27 Feb 2020	12 May 2020	1,491 (50)	3.35
Netherlands	27 Feb 2020	12 May 2020	42,984 (5,510)	12.82
Azerbaijan	27 Feb 2020	12 May 2020	2,589 (32)	1.24
Belarus	28 Feb 2020	12 May 2020	24,873 (142)	0.57
Iceland	28 Feb 2020	08 May 2020	1,801 (10)	0.56
Ireland	28 Feb 2020	11 May 2020	23,135 (1,467)	6.34
Monaco	29 Feb 2020	10 May 2020	96 (4)	4.17
Czech Republic	01 Mar 2020	12 May 2020	8,177 (283)	3.46
Luxembourg	01 Mar 2020	12 May 2020	3,894 (102)	2.62
Armenia	01 Mar 2020	12 May 2020	3,538 (47)	1.33
Latvia	02 Mar 2020	12 May 2020	950 (18)	1.89
Portugal	02 Mar 2020	12 May 2020	27,913 (1,163)	4.17
Andorra	02 Mar 2020	11 May 2020	755 (48)	6.36
Liechtenstein	03 Mar 2020	27 Apr 2020	82 (1)	1.22
Ukraine	03 Mar 2020	12 May 2020	16,023 (425)	2.65
Slovenia	04 Mar 2020	12 May 2020	1,461 (102)	6.98
Hungary	04 Mar 2020	12 May 2020	3,313 (425)	12.83
Poland	04 Mar 2020	12 May 2020	16,561 (827)	4.99
Faroe Islands	04 Mar 2020	23 Apr 2020	187	
Bosnia and Herzegovina	05 Mar 2020	12 May 2020	2,141 (113)	5.28
Gibraltar	05 Mar 2020	12 May 2020	147	
Slovakia	06 Mar 2020	12 May 2020	1,465 (27)	1.84
Serbia	06 Mar 2020	12 May 2020	10,243 (220)	2.15
Vatican City	06 Mar 2020	08 May 2020	12	
Malta	07 Mar 2020	12 May 2020	506 (5)	0.99
Moldova	07 Mar 2020	12 May 2020	5,154 (182)	3.53
Bulgaria	08 Mar 2020	12 May 2020	2,004 (93)	4.64
Albania	09 Mar 2020	12 May 2020	876 (31)	3.54
Cyprus	09 Mar 2020	12 May 2020	901 (16)	1.78
Channel Islands	09 Mar 2020	12 May 2020	546 (41)	7.51
Jersey	10 Mar 2020	10 May 2020	294 (25)	8.50
Kazakhstan	13 Mar 2020	12 May 2020	5,279 (32)	0.61
Kosovo	13 Mar 2020	11 May 2020	884 (28)	3.17
Uzbekistan	15 Mar 2020	12 May 2020	2,519 (10)	0.40

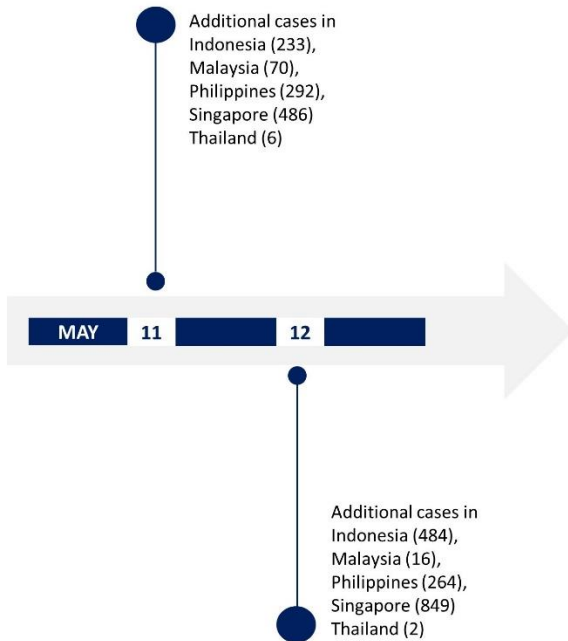
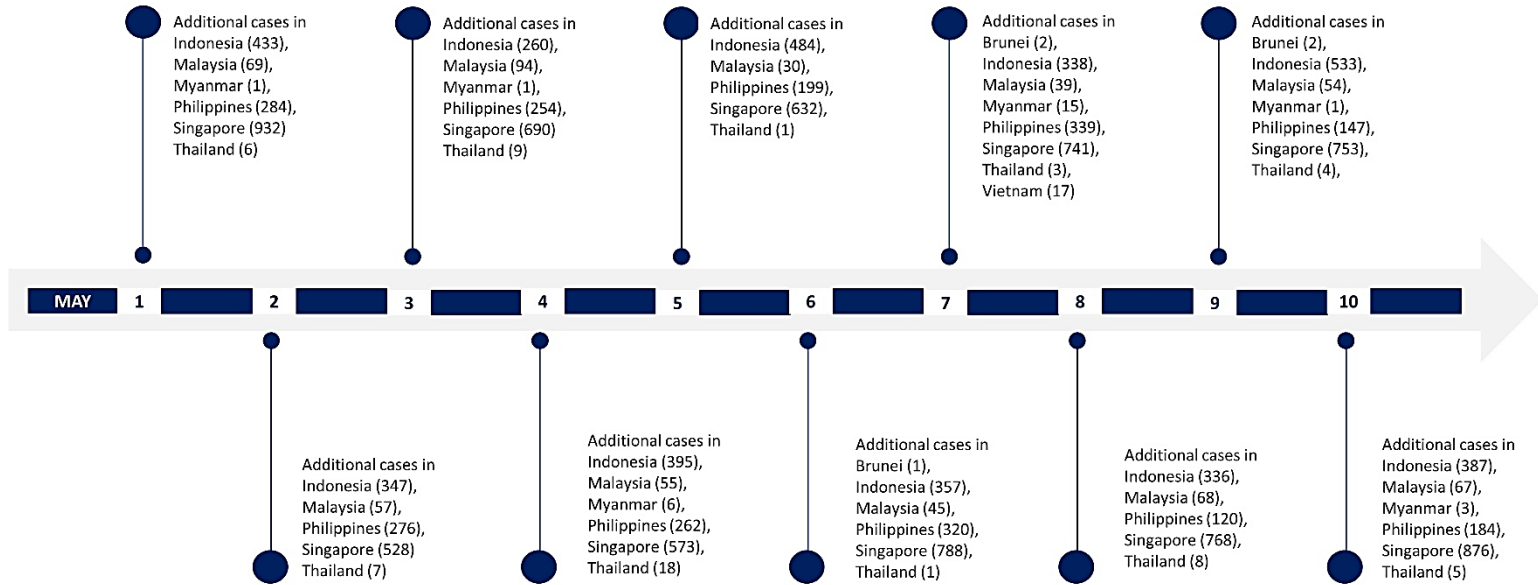
	Greenland	16 Mar 2020	05 Apr 2020	11	
	Montenegro	17 Mar 2020	10 May 2020	324 (9)	2.78
	Kyrgyzstan	18 Mar 2020	12 May 2020	1,037 (12)	1.16
	Isle of Man	19 Mar 2020	09 May 2020	330 (23)	6.97
	Tajikistan	30 Apr 2020	11 May 2020	661 (21)	3.18
MIDDLE EAST	UAE	29 Jan 2020	12 May 2020	19,661 (203)	1.03
	Iran	19 Feb 2020	12 May 2020	110,767 (6,733)	6.08
	Israel	21 Feb 2020	12 May 2020	16,526 (258)	1.56
	Lebanon	21 Feb 2020	12 May 2020	870 (26)	2.99
	Kuwait	24 Feb 2020	12 May 2020	10,277 (75)	0.73
	Oman	24 Feb 2020	12 May 2020	3,721 (17)	0.46
	Bahrain	24 Feb 2020	12 May 2020	5,236 (9)	0.17
	Iraq	24 Feb 2020	11 May 2020	2,818 (110)	3.90
	Qatar	29 Feb 2020	12 May 2020	25,149 (14)	0.06
	Saudi Arabia	02 Mar 2020	12 May 2020	42,925 (264)	0.62
	Jordan	02 Mar 2020	12 May 2020	562 (9)	1.60
	Palestine	05 Mar 2020	07 May 2020	547 (4)	0.73
	Syria	22 Mar 2020	09 May 2020	47 (3)	6.38
	Yemen	10 Apr 2020	12 May 2020	56 (9)	16.07
AFRICA	Egypt	14 Feb 2020	12 May 2020	9,746 (533)	5.47
	Algeria	25 Feb 2020	12 May 2020	6,067 (515)	8.49
	Nigeria	28 Feb 2020	12 May 2020	4,641 (150)	3.23
	Tunisia	02 Mar 2020	10 May 2020	1,032 (45)	4.36
	Morocco	02 Mar 2020	12 May 2020	6,418 (188)	2.93
	Senegal	02 Mar 2020	12 May 2020	1,995 (19)	0.95
	South Africa	05 Mar 2020	12 May 2020	11,350 (206)	1.81
	Cameroon	06 Mar 2020	12 May 2020	2,689 (125)	4.65
	Togo	06 Mar 2020	12 May 2020	181 (11)	6.08
	Burkina Faso	09 Mar 2020	12 May 2020	760 (50)	6.58
	Democratic Republic of Congo	10 Mar 2020	12 May 2020	1,024 (41)	4.00
	Ivory Coast	11 Mar 2020	12 May 2020	1,730 (21)	1.21
	Reunion	11 Mar 2020	11 May 2020	436	
	Ghana	13 Mar 2020	12 May 2020	5,127 (22)	0.43
	Guinea	13 Mar 2020	12 May 2020	2,213 (11)	0.50
	Gabon	13 Mar 2020	12 May 2020	802 (9)	1.12
	Sudan	13 Mar 2020	12 May 2020	1,526 (74)	4.85
	Kenya	13 Mar 2020	12 May 2020	715 (36)	5.03
	Ethiopia	13 Mar 2020	12 May 2020	261 (5)	1.92
	Central African Republic	14 Mar 2020	09 May 2020	143	
	Seychelles	14 Mar 2020	06 Apr 2020	11	
	Rwanda	14 Mar 2020	12 May 2020	285	
	Namibia	14 Mar 2020	05 Apr 2020	16	
	Swaziland	14 Mar 2020	12 May 2020	175 (2)	1.14
	Mauritania	14 Mar 2020	29 Apr 2020	8 (1)	12.50
	Mayotte	14 Mar 2020	11 May 2020	1,023 (11)	1.08
	Equatorial Guinea	15 Mar 2020	07 May 2020	439 (4)	0.91
	Republic of Congo	15 Mar 2020	12 May 2020	333 (11)	3.30
	Benin	16 Mar 2020	10 May 2020	319 (2)	0.63
	Liberia	16 Mar 2020	09 May 2020	199 (20)	10.05
	Tanzania	16 Mar 2020	09 May 2020	509 (18)	3.54
	Somalia	16 Mar 2020	11 May 2020	1,089 (52)	4.78
	Gambia	17 Mar 2020	12 May 2020	22 (1)	4.55
	Zambia	17 Mar 2020	12 May 2020	441 (7)	1.59

Mauritius	18 Mar 2020	02 May 2020	332 (10)	3.01
Djibouti	18 Mar 2020	12 May 2020	1,227 (3)	0.24
Niger	19 Mar 2020	12 May 2020	832 (46)	5.53
Chad	19 Mar 2020	10 May 2020	322 (31)	9.63
Zimbabwe	20 Mar 2020	10 May 2020	36 (4)	11.11
Cape Verde	20 Mar 2020	12 May 2020	267 (2)	0.75
Madagascar	20 Mar 2020	12 May 2020	186**	
Uganda	21 Mar 2020	12 May 2020	122	
Eritrea	21 Mar 2020	19 Apr 2020	39	
Angola	21 Mar 2020	11 May 2020	45 (2)	4.44
Mozambique	22 Mar 2020	12 May 2020	103	0.00
Libya	24 Mar 2020	07 May 2020	64 (3)	4.69
Guinea-Bissau	25 Mar 2020	12 May 2020	761 (3)	0.39
Mali	25 Mar 2020	12 May 2020	712 (39)	5.48
Botswana	30 Mar 2020	12 May 2020	24 (1)	4.17
Sierra Leone	31 Mar 2020	11 May 2020	338 (19)	5.62
Burundi	31 Mar 2020	04 May 2020	15 (1)	6.67
Malawi	02 Apr 2020	13 May 2020	57 (3)	5.26
South Sudan	05 Apr 2020	11 May 2020	156	
Sao Tome and Principe	06 Apr 2020	08 May 2020	208 (5)	2.40
			4,226,645 (286,079)	

The calculated CFR is based on reported deaths and reported case counts, and does not account for recovered cases over time or rate of testing in a particular region.

**adjusted cumulative count from last report

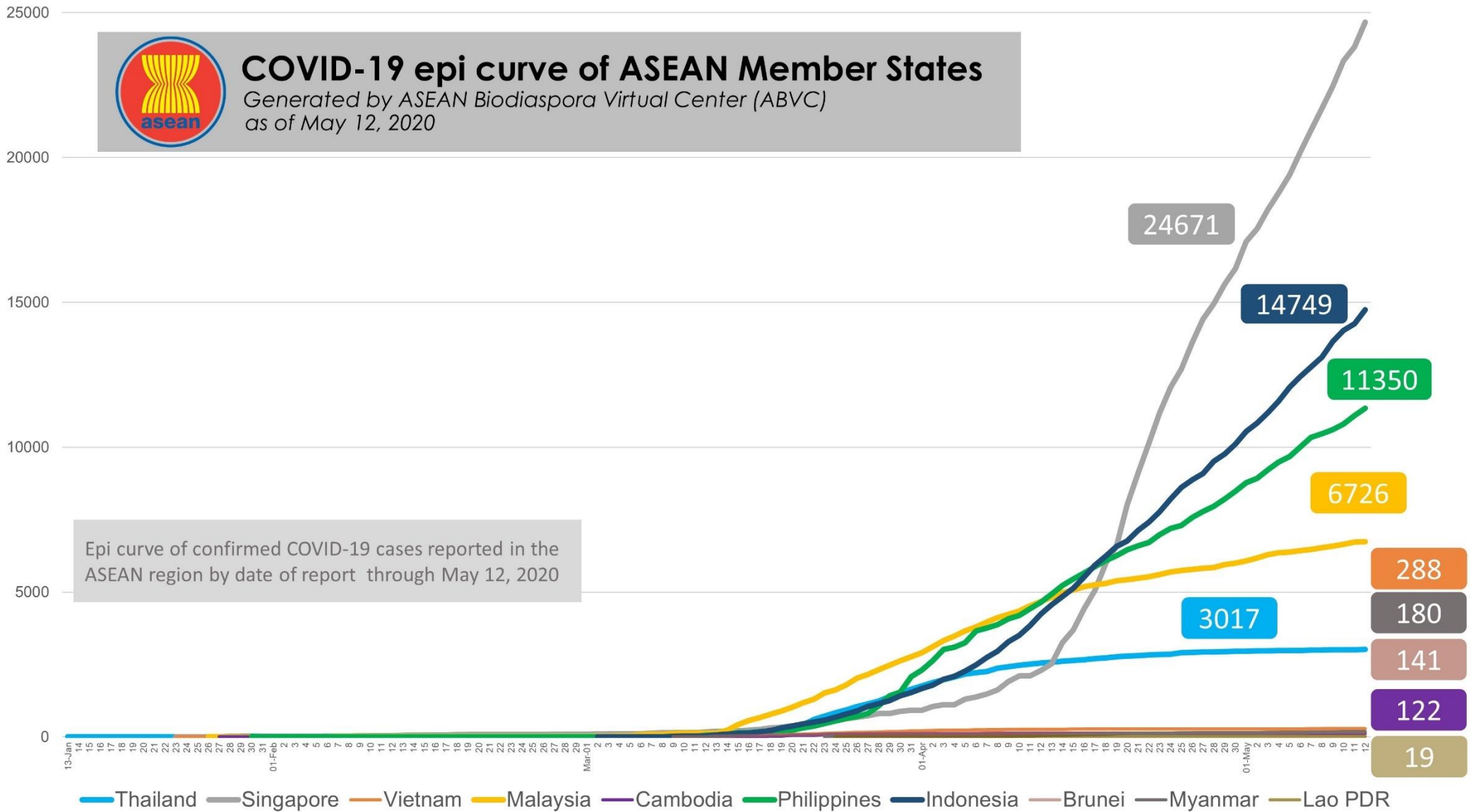
Timeline of COVID-19: ASEAN *(continuation)*





COVID-19 epi curve of ASEAN Member States

Generated by ASEAN Biodiaspora Virtual Center (ABVC)
as of May 12, 2020



Transmission Category of COVID-19 Affected Countries

BlueDot has classified countries worldwide into categories based on the observed rate of COVID-19 transmission using data generated by BlueDot's global epidemic surveillance system, as of 9:00AM EST on 12 May 2020. To contextualize each country's current situation, BlueDot calculated: (1) each country's rate of change for COVID-19 case reports over 7 days, (2) case fatality ratios (CFR) for each country, (3) each country's COVID-19 case burden, per 1,000 population and (4) each country's case doubling time (in days). We also utilized the Infectious Disease Vulnerability Index as a measure of each country's public health capacity to detect, respond, and/or control a COVID-19 outbreak.

The following report includes the following figures and table:

Map 1: Map depicting countries by the corresponding COVID-19 transmission category, as defined below.

Map 2: Map depicting the total number of COVID-19 cases reported per 1,000 population at a national level since the beginning of the pandemic. This case count includes active cases, resolved cases, and fatalities.

Table: Summary of country categorizations, IDVI value, and COVID-19 cases per 1,000 population

- A** **Countries reporting <100 cases and a slowly increasing rate of COVID-19 transmission**
 - These countries have reported <100 cases of COVID-19, a CFR $\leq 4\%$, and have a favorable IDVI suggesting adequate capacity to detect, respond, and/or control an epidemic.
 - Interpretation: These countries may be in an early phase of the epidemic, with limited community-based transmission.
- B** **Countries reporting a steadily increasing OR stabilizing rate of COVID-19 transmission**
 - These countries have reported ≥ 100 cases of COVID-19 and have a steadily increasing OR stabilizing rate of COVID-19 transmission (i.e. the number of new cases reported each day is consistent, or increasing at a low rate).
 - Interpretation: These countries may be in an early stage of the epidemic with either steadily increasing community-based transmission, OR demonstrating early evidence of effective epidemic control measures, OR have incomplete testing/reporting.
- C** **Countries reporting a rapidly increasing rate of COVID-19 transmission**
 - These countries have reported ≥ 100 cases of COVID-19 and have a rapidly accelerating rate of COVID-19 transmission.
 - Interpretation: These countries may be in the most aggressive stages of the epidemic and are experiencing widespread community-based transmission and likely have sufficient testing capacity.
- D** **Countries reported a negative rate of COVID-19 transmission**
 - These countries have reported ≥ 100 cases of COVID-19 and have a decelerating rate of COVID-19 transmission.
 - Interpretation: These countries may be in the mid- or later stages of the epidemic, with a negative rate of transmission (i.e. fewer new cases reported each day) due to robust and effective control measures.
- E** **Countries where insufficient information is available on COVID-19 transmission**
 - These countries have not reported imported or local cases of COVID-19

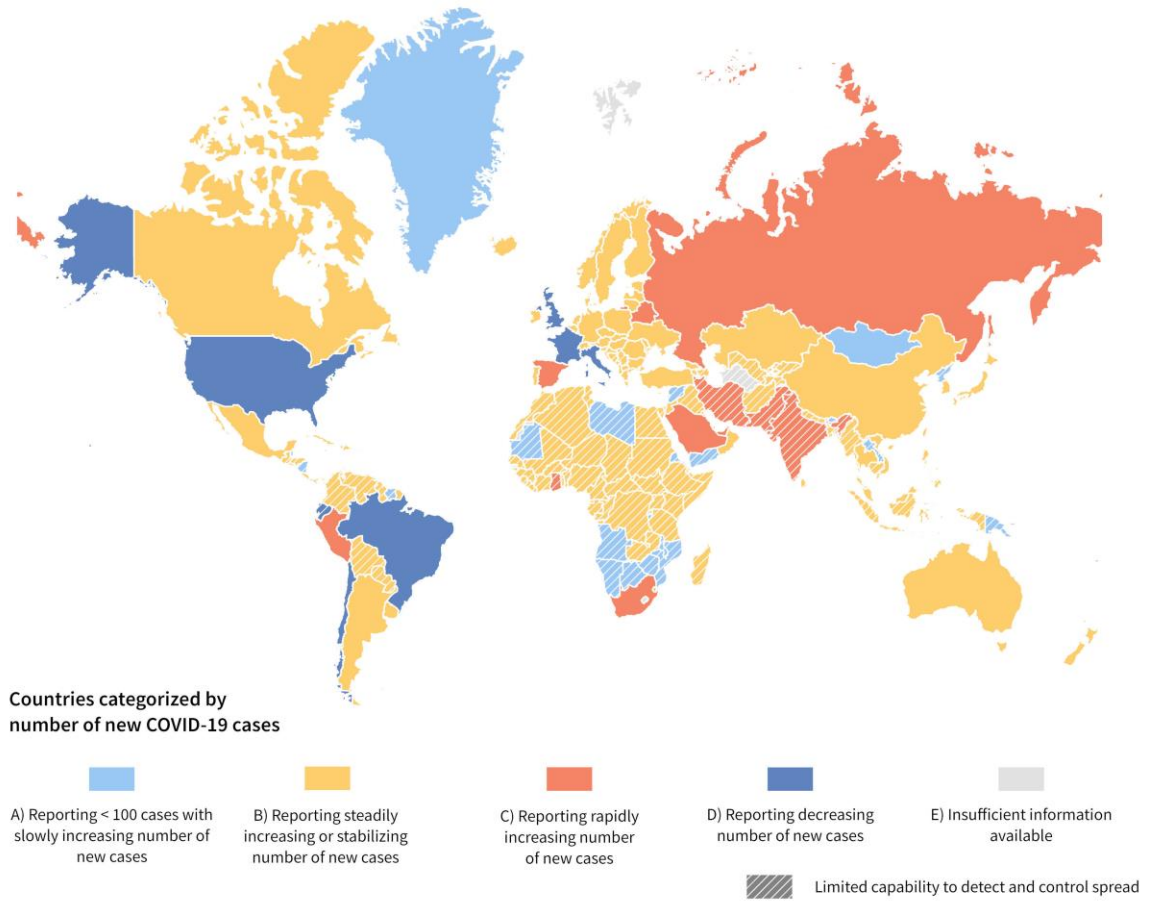


Figure 1. Map depicting countries by the corresponding COVID-19 transmission category

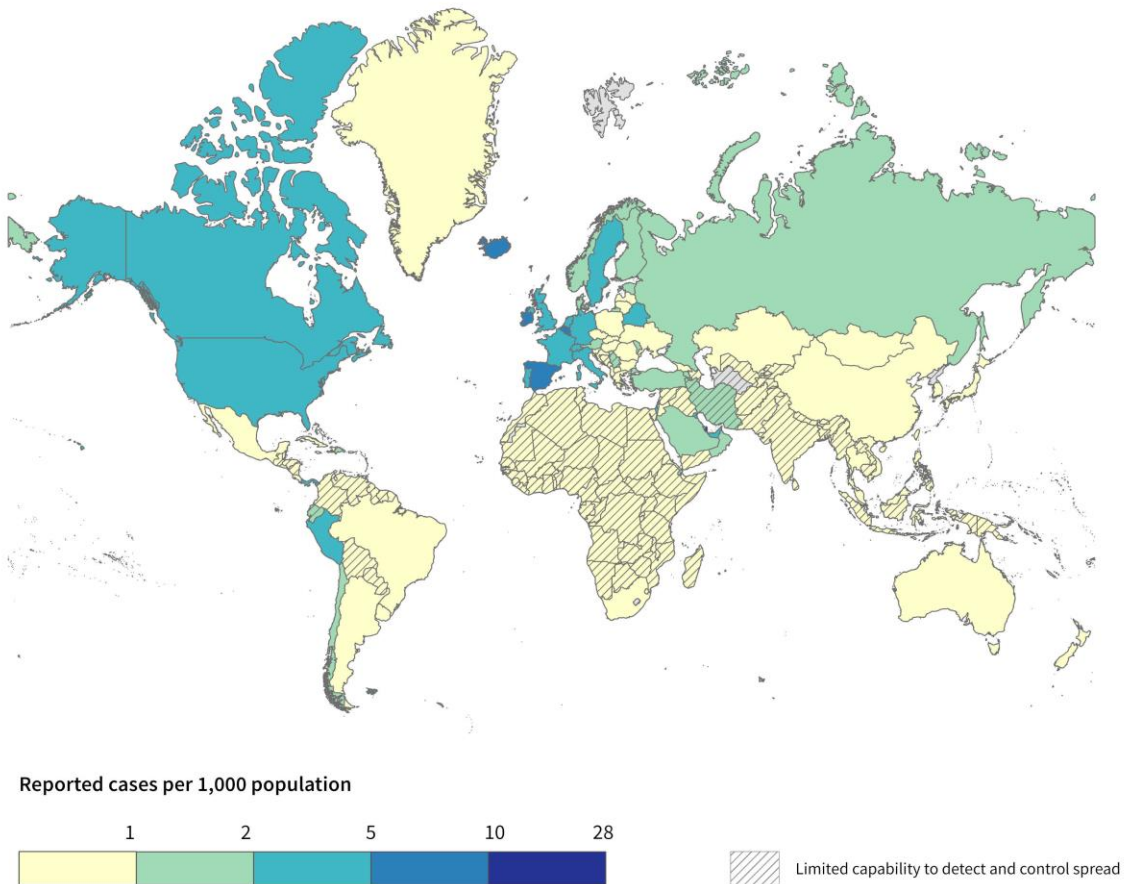


Figure 2. Map depicting the total number of COVID-19 cases reported per 1,000 population at a national level since the beginning of the pandemic. This include active cases, resolved cases, and fatalities

Table 1. Summary of ASEAN Member States' country categorization, IDVI value, and COVID-19 cases per 1,000 population as of 12 May 2020

Country	COVID-19 Category As of April 17 ¹	COVID-19 Category As of April 21 ¹	COVID-19 Category As of April 24 ¹	COVID-19 Category As of April 28 ¹	COVID-19 Category As of May 1 ¹	COVID-19 Category As of May 5 ¹	COVID-19 Category As of May 8 ¹	COVID-19 Category As of May 12 ¹	IDVI Score	Doubling Time (days) ⁴	Confirmed COVID-19 cases per 1,000 Population
Brunei	B	B	B	B	B	B	B	B	0.763	50	0.357
Cambodia	B	B	B	B	B	B	B	B	0.354	21	0.008
Indonesia	B	B	B	B	B	B	B	B	0.563	21	0.059
Laos	A	A	A	A	A	A	A	A	0.355	13	0.003
Malaysia	B	B	B	B	B	B	B	B	0.761	38	0.238
Myanmar	A	B	B	B	B	B	B	B	0.448	23	0.003
Philippines	B	B	B	B	B	B	B	B	0.545	26	0.111
Singapore	C	C	B	B	D	B	B	B	0.878	18	6.715
Thailand	B	B	B	B	B	B	B	B	0.711	43	0.045
Vietnam	B	B	B	B	B	B	B	B	0.626	43	0.003

(refer to additional file for country categorization globally)

* Categorized based on suspected cases of COVID-19. Confirmed COVID-19 cases count & cases per 1,000 population unavailable.

¹ Categorization determined based on the 7-day rate-of-change in new case reports.

² Doubling time is calculated retrospectively based on cumulative case reports as of May 12, 2020 at 9:00AM EST.



Report generated by
ASEAN Biodiaspora Virtual Center (ABVC)
 in collaboration with **Bluedot Inc.**
 Email: support@biodiaspora.org

