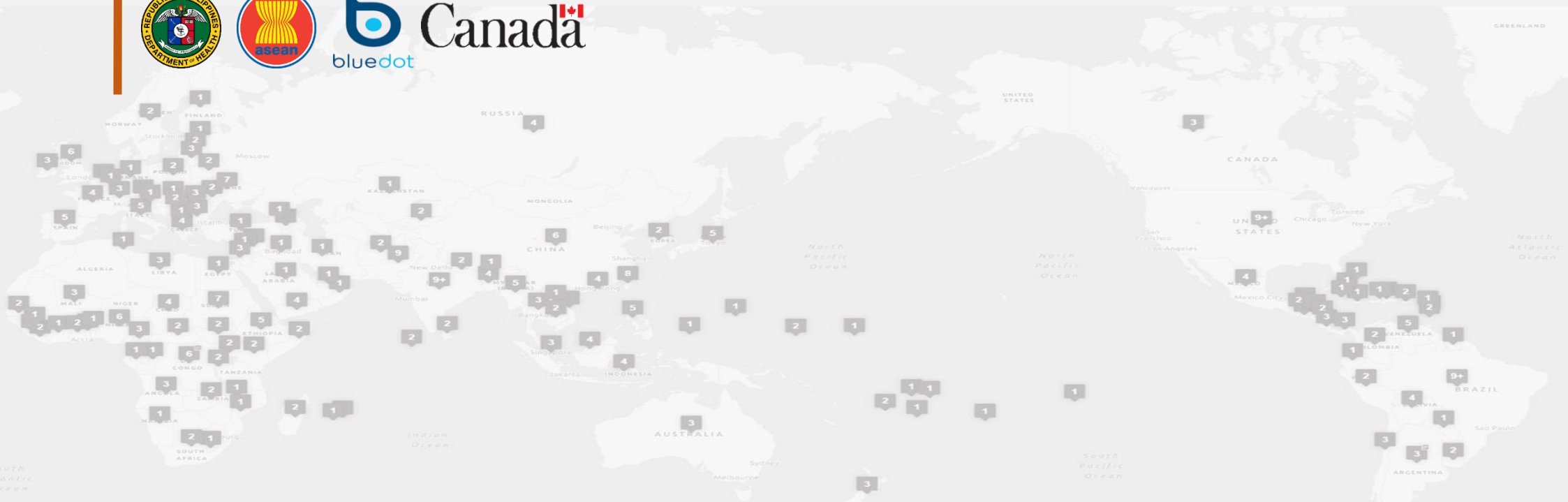


Risk Assessment for International Dissemination of COVID-19 to the ASEAN Region

ASEAN Biodiaspora Virtual Center (ABVC)

as of December 9, 2020 (2:00 PM GMT+8)



COVID-19: Highlights and Situation Overview

- Worldwide, there have been over 68.3 million cases and more than 1.55 million deaths attributed to COVID-19.
- The World Health Organization (WHO) said it is against mandatory COVID-19 vaccines. WHO said Monday that persuading people on the merits of a COVID-19 vaccine would be far more effective than trying to make the jabs mandatory. The WHO said it would be down to individual countries as to how they want to conduct their vaccination campaigns against the coronavirus pandemic. But the UN health agency insisted making it mandatory to get immunized against the disease would be the wrong road to take, adding there were examples in the past of mandating vaccines use only to see it backfire with greater opposition to them.

Vaccine Update

- According to the WHO's overview of different candidate vaccines, 51 have entered human trials, 13 of which have reached final-stage mass testing. A further 163 candidate vaccines are being developed in laboratories with a view to eventual human testing. The world-first roll-out of the Pfizer vaccine is due to begin in Britain on Tuesday (December 8).
- Indonesia's state-owned pharmaceutical company Bio Farma said on Tuesday (December 8) that interim data on trials it was conducting on vaccines produced by the Chinese company Sinovac showed up to 97% efficacy. However, the company spokesperson did not elaborate whether the interim result was from a late-stage clinical trial, but another Bio Farma spokesman said that the company is still gathering data on efficacy from ongoing Phase 3 trials. Jakarta also announced on December 8 that 1.2 million doses of a COVID-19 vaccine developed by China-based biopharmaceutical company Sinovac Biotech has arrived in the country.
- THE country will begin the first stage of human trials of a COVID-19 vaccine from Thursday (December 10), according to its health ministry. The vaccine was produced by Vietnamese firm Nanogen Pharmaceutical Biotechnology. The company will work with the Military Medical Academy to recruit volunteers to participate in the first phase of human trials. The ministry said about 20 volunteers, aged 18-40, are expected to be injected with the vaccine during the first phase.

Travel Advisories (new update/s)

- Thailand: The country now allows long-stay tourists and tourists to enter Thailand under the Special Tourist Visa (STV). Previously the STV only allowed tourists from countries with a low risk of Covid-19 infections under Public Health Ministry regulations. The visa is now available to all, regardless of the COVID-19 situation in their country. However, all arrivals are still subject to mandatory 14-day quarantine.
- Vietnam: Vietnam has agreed to allow South Korean business travelers to travel between both countries without completing the mandatory 14-day quarantine. The agreement is expected to take effect on January 1, 2021, though details are yet to be finalized.

Cases and Deaths as of 09 December 2020

- As of December 09 (2PM, GMT+8), worldwide, there were **67,844,241** confirmed cases, including **1,551,412** deaths. Globally, Case Fatality Rate (CFR) is **2.29**.
- In **China**, there were **94,489** confirmed cases with **4,753** deaths, including deaths in Hong Kong (112) and Taiwan (7). Confirmed cases in China include confirmed cases in Hong Kong (7,076), Macau (46), and Taiwan (718).
- 1,271,003 confirmed cases** of COVID-19 have been reported in the ASEAN region with a total of **29,336 deaths**.

REGION	COUNTRY	FIRST CONFIRMED CASE(S)	LATEST REPORT ON CONFIRMED CASE(S)	TOTAL CONFIRMED CASES	NEW CASES (7-DAY ROLLING AVERAGE)	TOTAL DEATHS	NEW DEATHS (7-DAY ROLLING AVERAGE)	CASE FATALITY RATE	REPORTED CASES/100,000	REPORTED TESTS/100,000	RT MEAN**
ASEAN REGION	Brunei	10 Mar 20	08-Dec-20	152	1	3	-	1.97	35		
	Cambodia	27 Jan 20	08-Dec-20	350	2 (3)	-	-	-	2		
	Indonesia	02 Mar 20	08-Dec-20	586,842	5,292 (6,124)	18,000	133 (131)	3.07	219	1,429	1.1
	Lao PDR	24 Mar 20	07-Dec-20	41	-	-	-	-	1		
	Malaysia	25 Jan 20	08-Dec-20	75,306	1,012 (1,162)	388	4 (4)	0.52	239	8,558	1.0
	Myanmar	23 Mar 20	08-Dec-20	101,739	1,308 (1,364)	2,151	19 (26)	2.11	189	584	1.0
	Philippines	30 Jan 20	08-Dec-20	442,785	1,400 (1,409)	8,670	98 (36)	1.96	415	5,137	0.9
	Singapore	23 Jan 20	08-Dec-20	58,285	12 (8)	29	-	0.05	1,034	79,634	1.2
	Thailand	13 Jan 20	08-Dec-20	4,126	19 (17)	60	-	1.45	6	1,847	1.2
	Vietnam	23 Jan 20	08-Dec-20	1,377	10 (4)	35	-	2.54	1	1,295	
				1,271,003	9,056	29,336	254				

*The calculated CFR is based on reported deaths and reported case counts, and does not account for recovered cases over time or rate of testing in a particular region

**Rt Transmission Rate: the average number of secondary cases caused by each infectious individual, based on the daily incidence of new cases over the previous seven days

- 66,478,749 confirmed cases** of COVID-19 have been reported in **210 countries/states** (other than China, Hong Kong, Taiwan, Macau, and ASEAN countries):

REGION	COUNTRY	FIRST CONFIRMED CASE(S)	LATEST REPORT ON CONFIRMED CASE(S)	TOTAL CONFIRMED CASES	NEW CASES	TOTAL DEATHS	NEW DEATHS	CASE FATALITY RATE
ASIA PACIFIC	Japan	16 Jan 2020	08-Dec-20	163,929	1,862	2,382	47	1.45
	South Korea	20 Jan 2020	08-Dec-20	38,755	594	552	3	1.42
	Nepal	24 Jan 2020	08-Dec-20	243,377	1,382	1,637	23	0.67
	Australia	25 Jan 2020	08-Dec-20	27,987	15	908	-	3.24
	Sri Lanka	27 Jan 2020	08-Dec-20	29,378	798	142	-	0.48
	India	30 Jan 2020	08-Dec-20	9,735,975	32,065	141,398	404	1.45
	Afghanistan	24 Feb 2020	08-Dec-20	48,366	230	1,908	6	3.94
	Pakistan	26 Feb 2020	08-Dec-20	423,179	2,885	8,487	89	2.01
	New Zealand	28 Feb 2020	07-Dec-20	2,079	-	25	-	1.20
	Bhutan	05 Mar 2020	08-Dec-20	432	2	-	-	-
	Maldives	07 Mar 2020	08-Dec-20	13,248	35	47	-	0.35
	Bangladesh	08 Mar 2020	08-Dec-20	481,945	2,202	6,906	32	1.43
	Mongolia	10 Mar 2020	08-Dec-20	888	1	-	-	-
	Turkey	10 Mar 2020	08-Dec-20	179,230	1,511	3,212	19	1.79
	French Polynesia	12 Mar 2020	04-Dec-20	15,107	-	79	-	0.52
	Guam	15 Mar 2020	08-Dec-20	7,026	7	113	-	1.61
	New Caledonia	17 Mar 2020	07-Dec-20	35	-	-	-	-
	Fiji	18 Mar 2020	04-Dec-20	44	-	2	-	4.55
	Papua New Guinea	21 Mar 2020	08-Dec-20	684	13	7	-	1.02
	Timor Leste	21 Mar 2020	03-Dec-20	31	-	-	-	-
Northern Mariana Islands	28 Mar 2020	07-Dec-20	111	-	2	-	1.80	
North Korea	24 Jul 2020	25-Jul-20	1	-	-	-	-	
Solomon Islands	03 Oct 2020	25-Nov-20	17	-	-	-	-	

	Wallis et Futuna	17 Oct 2020	25-Nov-20	3	-	-	-	-
	Marshall Islands	26 Oct 2020	17-Nov-20	4	-	-	-	-
	Vanuatu	11 Nov 2020	11-Nov-20	1	-	-	-	-
AMERICAS	USA	21 Jan 2020	27-Nov-20	2	-	-	-	-
	Canada	25 Jan 2020	08-Dec-20	15,534,949	215,096	292,707	2,556	1.88
	Brazil	26 Feb 2020	08-Dec-20	426,741	5,435	12,842	81	3.01
	Mexico	28 Feb 2020	08-Dec-20	6,628,065	4,154	177,388	71	2.68
	Saint Martin	01 Mar 2020	08-Dec-20	1,182,249	6,399	110,074	357	9.31
	Ecuador	01 Mar 2020	08-Dec-20	801	84	12	-	1.50
	Dominican Republic	01 Mar 2020	08-Dec-20	198,752	508	13,794	14	6.94
	Chile	03 Mar 2020	08-Dec-20	149,630	492	2,347	1	1.57
	Argentina	03 Mar 2020	08-Dec-20	563,534	1,392	15,680	17	2.78
	Peru	05 Mar 2020	08-Dec-20	1,466,309	3,199	39,888	118	2.72
	Costa Rica	06 Mar 2020	08-Dec-20	975,116	1,204	36,324	50	3.73
	Colombia	06 Mar 2020	08-Dec-20	146,421	2,736	1,825	52	1.25
	French Guiana	06 Mar 2020	08-Dec-20	1,377,100	5,997	37,995	187	2.76
	Martinique	06 Mar 2020	07-Dec-20	11,458	-	71	-	0.62
	Paraguay	07 Mar 2020	01-Dec-20	5,520	-	41	-	0.74
	Panama	10 Mar 2020	08-Dec-20	88,723	803	1,872	19	2.11
	Bolivia	10 Mar 2020	08-Dec-20	179,230	1,511	3,212	19	1.79
	Honduras	11 Mar 2020	08-Dec-20	145,657	97	8,997	2	6.18
	Cuba	11 Mar 2020	08-Dec-20	111,707	684	2,950	4	2.64
	Guyana	11 Mar 2020	08-Dec-20	8,982	76	136	-	1.51
	Jamaica	12 Mar 2020	07-Dec-20	5,697	-	154	-	2.70
	St Vincent and the Grenadines	12 Mar 2020	08-Dec-20	11,271	87	265	-	2.35
	Saint Lucia	13 Mar 2020	03-Dec-20	87	-	-	-	-
Trinidad and Tobago	13 Mar 2020	07-Dec-20	270	-	2	-	0.74	
Venezuela	13 Mar 2020	08-Dec-20	6,782	7	122	-	1.80	

Guatemala	13 Mar 2020	08-Dec-20	104,904	462	924	5	0.88
Uruguay	13 Mar 2020	08-Dec-20	126,473	799	4,286	12	3.39
Curacao	13 Mar 2020	08-Dec-20	7,505	202	83	1	1.11
Puerto Rico	13 Mar 2020	08-Dec-20	3,174	38	8	1	0.25
Suriname	13 Mar 2020	08-Dec-20	102,622	1,194	1,206	3	1.18
Antigua and Barbuda	13 Mar 2020	08-Dec-20	5,325	1	117	-	2.20
Guadeloupe	13 Mar 2020	07-Dec-20	146	-	4	-	2.74
Cayman Islands	13 Mar 2020	01-Dec-20	8,427	-	149	-	1.77
Aruba	14 Mar 2020	07-Dec-20	290	-	2	-	0.69
Bahamas	15 Mar 2020	07-Dec-20	4,966	-	45	-	0.91
US Virgin Islands	16 Mar 2020	07-Dec-20	7,579	-	163	-	2.15
Sint Maarten	17 Mar 2020	07-Dec-20	1,680	-	23	-	1.37
Montserrat	17 Mar 2020	08-Dec-20	1,155	14	26	-	2.25
Barbados	17 Mar 2020	03-Aug-20	13	-	1	-	7.69
El Salvador	18 Mar 2020	07-Dec-20	287	-	7	-	2.44
Nicaragua	18 Mar 2020	07-Dec-20	40,345	-	1,168	4	2.90
Bermuda	18 Mar 2020	01-Dec-20	5,838	-	161	-	2.76
Haiti	19 Mar 2020	07-Dec-20	306	-	9	-	2.94
Dominica	22 Mar 2020	08-Dec-20	9,399	29	233	-	2.48
Grenada	22 Mar 2020	28-Nov-20	85	-	-	-	-
Belize	23 Mar 2020	07-Dec-20	43	-	-	-	-
Turks and Caicos Islands	23 Mar 2020	08-Dec-20	7,953	184	176	3	2.21
Saint Kitts and Nevis	24 Mar 2020	05-Dec-20	756	-	6	-	0.79
British Virgin Islands	25 Mar 2020	05-Dec-20	25	-	-	-	-
Anguilla	26 Mar 2020	01-Dec-20	72	-	1	-	1.39
Caribbean Netherlands	01 Apr 2020	08-Dec-20	10	1	-	-	-
Falkland Islands	03 Apr 2020	08-Dec-20	169	5	3	-	1.78

	Saint Pierre and Miquelon	05 Apr 2020	02-Dec-20	17	-	-	-	-	
	Saint Barthelemy	25 Jul 2020	24-Sep-20	16	-	-	-	-	
EUROPE	France	24 Jan 2020	08-Dec-20	162	15	1	-	0.62	
	Germany	27 Jan 2020	07-Dec-20	2,295,908	-	55,521	-	2.42	
	Finland	29 Jan 2020	08-Dec-20	1,218,325	18,566	20,161	625	1.65	
	Italy	30 Jan 2020	08-Dec-20	28,242	361	424	-	1.50	
	Russian Federation	31 Jan 2020	08-Dec-20	1,757,394	14,837	61,240	634	3.48	
	Spain	31 Jan 2020	08-Dec-20	2,515,009	26,097	44,159	562	1.76	
	Sweden	31 Jan 2020	07-Dec-20	1,702,328	-	46,646	-	2.74	
		United Kingdom of Great Britain	31 Jan 2020	07-Dec-20	297,732	-	8,996	-	3.02
		Belgium	05 Feb 2020	08-Dec-20	1,750,241	12,281	62,033	599	3.54
		Switzerland	25 Feb 2020	08-Dec-20	592,615	859	17,386	66	2.93
		Austria	25 Feb 2020	08-Dec-20	358,568	4,262	5,566	144	1.55
		Croatia	25 Feb 2020	08-Dec-20	308,070	2,377	4,002	105	1.30
		Norway	26 Feb 2020	08-Dec-20	154,852	2,613	2,298	65	1.48
		Romania	26 Feb 2020	08-Dec-20	38,920	380	361	2	0.93
		Estonia	26 Feb 2020	08-Dec-20	524,675	7,439	12,660	213	2.41
		Georgia	26 Feb 2020	08-Dec-20	15,510	284	137	3	0.88
		North Macedonia	26 Feb 2020	08-Dec-20	169,649	4,673	1,576	36	0.93
		Greece	26 Feb 2020	08-Dec-20	69,452	1,120	1,977	28	2.85
		Denmark	27 Feb 2020	08-Dec-20	118,045	1,324	3,194	102	2.71
		San Marino	27 Feb 2020	08-Dec-20	94,799	2,150	901	7	0.95
		Lithuania	27 Feb 2020	07-Dec-20	1,800	-	48	-	2.67
		Netherlands	27 Feb 2020	08-Dec-20	77,426	1,390	673	36	0.87
	Azerbaijan	27 Feb 2020	08-Dec-20	570,437	6,146	9,775	71	1.71	
	Belarus	28 Feb 2020	08-Dec-20	154,152	4,387	1,713	38	1.11	
	Iceland	28 Feb 2020	08-Dec-20	150,602	1,649	1,222	7	0.81	

Ireland	28 Feb 2020	08-Dec-20	5,506	10	28	1	0.51
Monaco	29 Feb 2020	08-Dec-20	74,682	214	2,099	-	2.81
Czech Republic	01 Mar 2020	08-Dec-20	648	7	3	-	0.46
Luxembourg	01 Mar 2020	08-Dec-20	551,070	4,237	9,036	134	1.64
Armenia	01 Mar 2020	07-Dec-20	38,476	-	360	-	0.94
Latvia	02 Mar 2020	08-Dec-20	142,928	584	2,372	28	1.66
Portugal	02 Mar 2020	08-Dec-20	22,104	584	288	16	1.30
Andorra	02 Mar 2020	08-Dec-20	327,976	2,905	5,122	81	1.56
Liechtenstein	03 Mar 2020	08-Dec-20	7,127	43	78	-	1.09
Ukraine	03 Mar 2020	08-Dec-20	1,404	7	19	-	1.35
Slovenia	04 Mar 2020	08-Dec-20	832,758	10,811	13,928	195	1.67
Hungary	04 Mar 2020	08-Dec-20	87,936	1,651	1,862	66	2.12
Poland	04 Mar 2020	08-Dec-20	256,367	2,219	6,120	136	2.39
Faroe Islands	04 Mar 2020	08-Dec-20	1,076,180	8,310	20,592	411	1.91
Bosnia and Herzegovina	05 Mar 2020	08-Dec-20	514	4	-	-	-
Gibraltar	05 Mar 2020	08-Dec-20	96,021	1,077	3,081	69	3.21
Slovakia	06 Mar 2020	08-Dec-20	1,058	3	5	-	0.47
Serbia	06 Mar 2020	08-Dec-20	119,232	1,949	1,046	28	0.88
Vatican City	06 Mar 2020	08-Dec-20	234,027	7,818	2,062	57	0.88
Malta	07 Mar 2020	17-Oct-20	27	-	-	-	-
Moldova	07 Mar 2020	08-Dec-20	10,699	40	157	2	1.47
Bulgaria	08 Mar 2020	08-Dec-20	119,204	1,709	2,460	22	2.06
Albania	09 Mar 2020	08-Dec-20	164,185	2,764	5,010	213	3.05
Cyprus	09 Mar 2020	08-Dec-20	44,436	753	936	14	2.11
Channel Islands	09 Mar 2020	08-Dec-20	12,867	416	63	2	0.49
Jersey	10 Mar 2020	03-Dec-20	288	-	16	-	5.56
Kazakhstan	13 Mar 2020	08-Dec-20	1,460	72	32	-	2.19
Kosovo	13 Mar 2020	08-Dec-20	137,653	670	2,088	54	1.52
Uzbekistan	15 Mar 2020	08-Dec-20	43,881	557	1,137	17	2.59

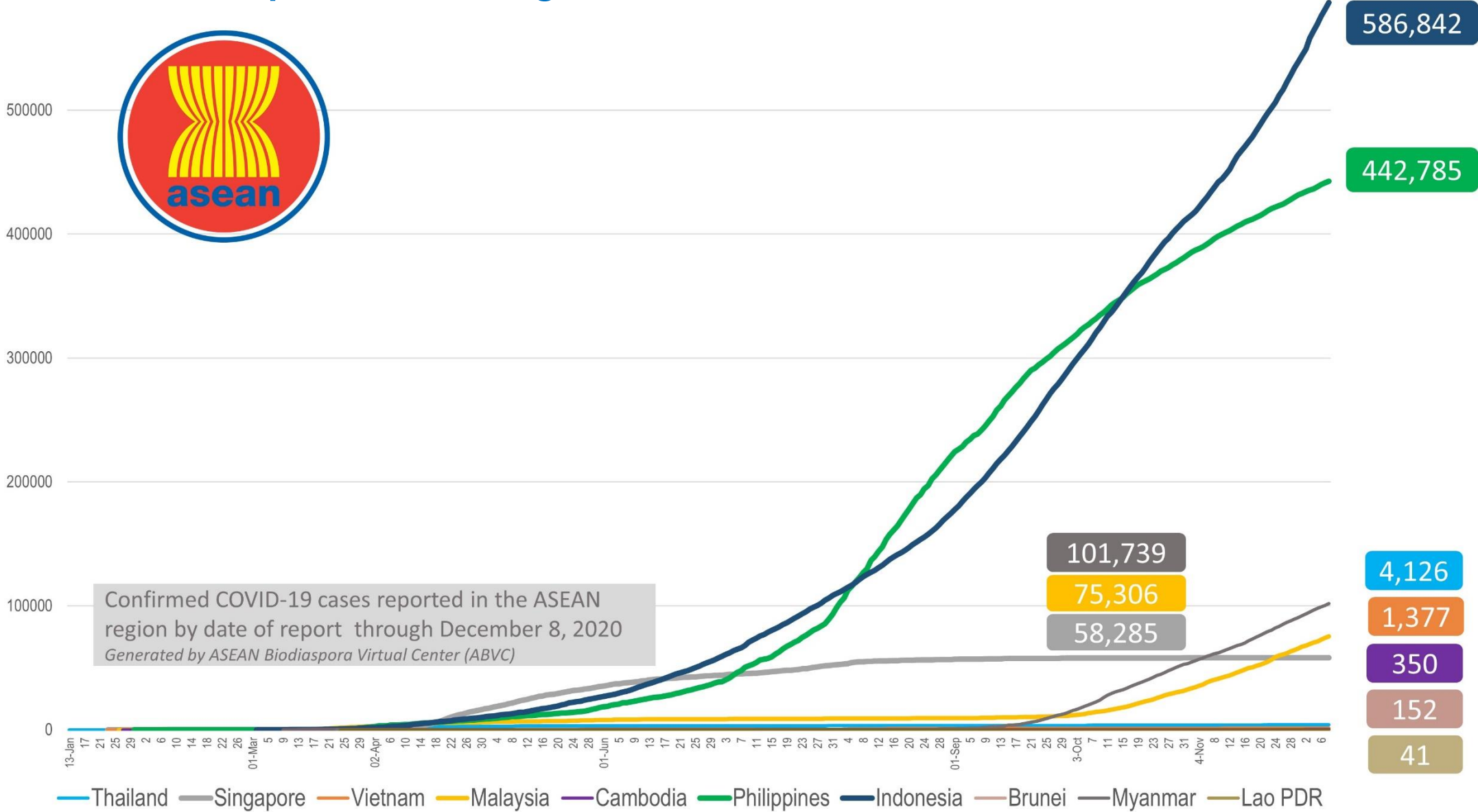
	Greenland	16 Mar 2020	08-Dec-20	74,206	153	611	-	0.82
	Montenegro	17 Mar 2020	13-Nov-20	18	-	-	-	-
	Kyrgyzstan	18 Mar 2020	07-Dec-20	38,562	-	543	-	1.41
	Isle of Man	19 Mar 2020	08-Dec-20	75,690	295	1,301	4	1.72
	Tajikistan	30 Apr 2020	04-Dec-20	370	-	25	-	6.76
MIDDLE EAST	UAE	29 Jan 2020	08-Dec-20	12,511	42	88	1	0.70
	Iran	19 Feb 2020	08-Dec-20	178,837	1,260	596	2	0.33
	Israel	21 Feb 2020	08-Dec-20	1,062,397	11,023	50,917	323	4.79
	Lebanon	21 Feb 2020	08-Dec-20	348,015	1,218	2,927	3	0.84
	Kuwait	24 Feb 2020	08-Dec-20	139,135	1,039	1,136	21	0.82
	Oman	24 Feb 2020	08-Dec-20	144,900	301	900	3	0.62
	Bahrain	24 Feb 2020	08-Dec-20	125,325	210	1,454	2	1.16
	Iraq	24 Feb 2020	08-Dec-20	88,294	183	343	2	0.39
	Qatar	29 Feb 2020	08-Dec-20	568,138	2,123	12,477	17	2.20
	Saudi Arabia	02 Mar 2020	08-Dec-20	140,203	117	239	-	0.17
	Jordan	02 Mar 2020	08-Dec-20	359,115	193	5,989	12	1.67
	Palestine	05 Mar 2020	08-Dec-20	247,131	3,062	3,162	46	1.28
	Syria	22 Mar 2020	08-Dec-20	115,350	1,595	961	19	0.83
	Yemen	10 Apr 2020	08-Dec-20	8,580	90	458	6	5.34
AFRICA	Egypt	14 Feb 2020	08-Dec-20	2,436	53	660	11	27.09
	Algeria	25 Feb 2020	08-Dec-20	118,847	415	6,790	19	5.71
	Nigeria	28 Feb 2020	06-Dec-20	88,252	-	2,516	-	2.85
	Tunisia	02 Mar 2020	08-Dec-20	69,645	390	1,181	1	1.70
	Morocco	02 Mar 2020	08-Dec-20	105,445	1,116	3,668	72	3.48
	Senegal	02 Mar 2020	08-Dec-20	384,088	2,900	6,370	50	1.66
	South Africa	05 Mar 2020	08-Dec-20	16,596	43	340	-	2.05
	Cameroon	06 Mar 2020	08-Dec-20	821,889	4,011	22,432	183	2.73
	Togo	06 Mar 2020	04-Dec-20	24,752	-	443	-	1.79
	Burkina Faso	09 Mar 2020	08-Dec-20	3,132	21	65	-	2.08
	Democratic Republic of Congo	10 Mar 2020	08-Dec-20	3,315	103	68	-	2.05
	Ivory Coast	11 Mar 2020	08-Dec-20	13,595	68	344	-	2.53
	Reunion	11 Mar 2020	08-Dec-20	21,513	6	132	-	0.61
	Ghana	13 Mar 2020	07-Dec-20	8,294	-	41	-	0.49
	Guinea	13 Mar 2020	07-Dec-20	52,274	-	325	-	0.62

Gabon	13 Mar 2020	07-Dec-20	13,264	-	79	-	0.60
Sudan	13 Mar 2020	07-Dec-20	9,278	-	60	-	0.65
Kenya	13 Mar 2020	07-Dec-20	19,747	-	1,301	-	6.59
Ethiopia	13 Mar 2020	08-Dec-20	89,100	521	1,545	14	1.73
Central African Republic	14 Mar 2020	08-Dec-20	114,266	531	1,766	11	1.55
Seychelles	14 Mar 2020	05-Dec-20	4,922	-	63	-	1.28
Rwanda	14 Mar 2020	04-Dec-20	184	-	-	-	-
Namibia	14 Mar 2020	08-Dec-20	6,237	46	51	-	0.82
Swaziland	14 Mar 2020	08-Dec-20	15,298	79	153	1	1.00
Mauritania	14 Mar 2020	08-Dec-20	6,563	34	124	1	1.89
Mayotte	14 Mar 2020	08-Dec-20	9,876	197	197	3	1.99
Equatorial Guinea	15 Mar 2020	25-Nov-20	5,181	-	49	-	0.95
Republic of Congo	15 Mar 2020	07-Dec-20	5,166	-	85	-	1.65
Benin	16 Mar 2020	27-Nov-20	5,774	-	94	-	1.63
Liberia	16 Mar 2020	07-Dec-20	3,073	-	44	-	1.43
Tanzania	16 Mar 2020	04-Dec-20	1,676	-	83	-	4.95
Somalia	16 Mar 2020	15-May-20	509	-	21	-	4.13
Gambia	17 Mar 2020	07-Dec-20	4,579	-	121	-	2.64
Zambia	17 Mar 2020	08-Dec-20	3,772	2	123	-	3.26
Mauritius	18 Mar 2020	08-Dec-20	17,963	32	364	-	2.03
Djibouti	18 Mar 2020	08-Dec-20	515	4	10	-	1.94
Niger	19 Mar 2020	07-Dec-20	5,708	-	61	-	1.07
Chad	19 Mar 2020	07-Dec-20	1,894	-	78	-	4.12
Zimbabwe	20 Mar 2020	07-Dec-20	1,728	-	102	-	5.90
Cape Verde	20 Mar 2020	08-Dec-20	10,912	194	303	12	2.78
Madagascar	20 Mar 2020	08-Dec-20	11,098	35	109	-	0.98
Uganda	21 Mar 2020	04-Dec-20	17,513	-	255	-	1.46
Eritrea	21 Mar 2020	07-Dec-20	23,200	-	207	-	0.89
Angola	21 Mar 2020	07-Dec-20	649	-	-	-	-
Mozambique	22 Mar 2020	08-Dec-20	15,729	81	355	1	2.26
Libya	24 Mar 2020	08-Dec-20	16,373	47	136	-	0.83
Guinea-Bissau	25 Mar 2020	08-Dec-20	87,986	889	1,255	12	1.43
Mali	25 Mar 2020	07-Dec-20	2,444	-	44	-	1.80
Botswana	30 Mar 2020	08-Dec-20	5,442	152	180	5	3.31
Sierra Leone	31 Mar 2020	07-Nov-20	12,058	-	36	-	0.30

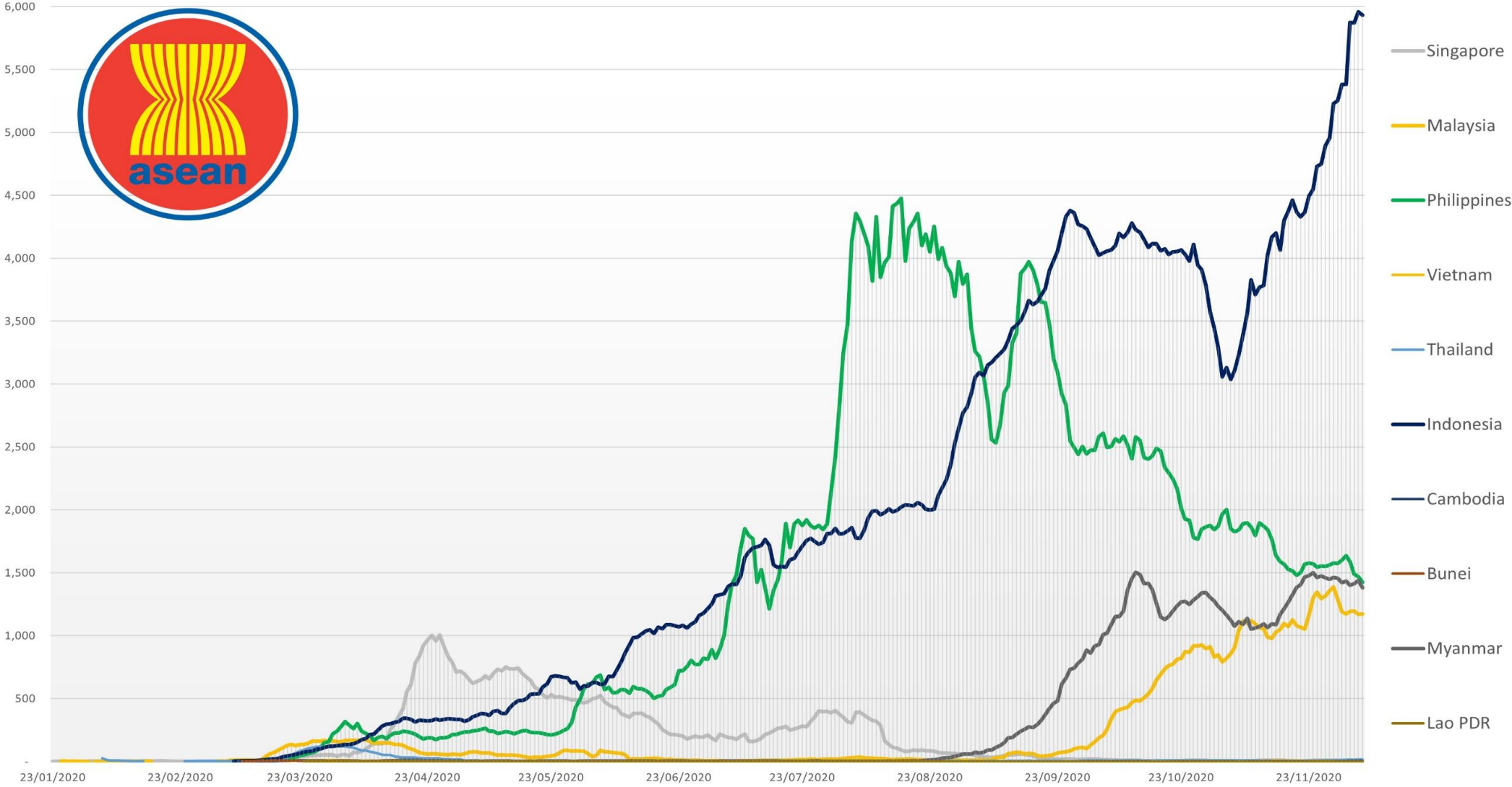
	Burundi	31 Mar 2020	07-Dec-20	2,428	-	74	-	3.05
	Malawi	02 Apr 2020	07-Dec-20	698	-	1	-	0.14
	South Sudan	05 Apr 2020	07-Dec-20	6,051	-	186	1	3.07
	Sao Tome and Principe	06 Apr 2020	07-Dec-20	3,181	-	62	-	1.95
	Comoros	30 Apr 2020	08-Dec-20	1,005	3	17	-	1.69
	Lesotho	13May 2020	08-Dec-20	617	1	7	-	1.13
				66,478,749	493,994	1,517,323	9,947	

**The calculated CFR is based on reported deaths and reported case counts, and does not account for recovered cases over time or rate of testing in a particular region*

COVID-19 Epi curve among ASEAN Countries



7-Day Rolling Average of New COVID-19 Cases



Category of ASEAN Countries

Based on 7-day rolling average of new COVID-19 cases

Country	Category	New Cases: Rate of Change, 7 Day Window
Singapore	Significantly increasing rate of new cases (moderate rate of change)	0.393
Malaysia	Stable rate of new cases	0.735
Philippines	Significantly decreasing rate of new cases	-40.291
Vietnam	Stable rate of new cases	-0.255
Thailand	Significantly increasing rate of new cases (moderate rate of change)	0.485
Indonesia	Significantly increasing rate of new cases (high rate of change)	97.459
Cambodia	Stable rate of new cases	0.056
Brunei	Stable rate of new cases	0
Myanmar	Stable rate of new cases	-9.49
Lao PDR	<100 cases	0.051



Report generated by
ASEAN Biodiaspora Virtual Center (ABVC)
 in collaboration with **Bluedot Inc.**
 Email: support@biodiaspora.org

