

as of July 1, 2020 (2:00 PM GMT+8)



COVID-19: Highlights and Situation Overview

- Worldwide, there have been more than 10.5 million cases, and over 510,000 deaths attributed to COVID-19. On July 1, the countries that make up the European Union will reopen borders to more than a dozen countries which include Algeria, Australia, Canada, Georgia, Japan, Montenegro, Morocco, New Zealand, Rwanda, Serbia, South Korea, Thailand, Tunisia, and Uruguay. In the United States, at least 16 states have paused their reopening plans due to the upward trend in cases in comparison to the previous week.
- The top five countries reporting rapidly increasing rates of new COVID-19 cases include (in descending order): United States, Brazil, India, South Africa, and Colombia. These countries have observed a statistically significant and rapid increase in the number of new COVID-19 cases reported per day at a national level, over the past 7 days. The top five countries reporting decreasing rates of new COVID-19 cases include (in descending order): Chile, Pakistan, Russia, Cameroon, and Belarus. At a national level, these countries have observed a statistically significant decrease in the number of new COVID-19 cases reported per day over the past 7 days.
- To promote community empowerment and trust, a 'Global Risk Communication and Community Engagement Collective Service' has been launched by WHO, UNICEF and IFRC with support from the Global Outbreak and Response Network and the Bill and Melinda Gates Foundation (See more details in WHO Situation Report 162).
- Indonesia's Health Ministry revealed last June 29 that East Java, Indonesia's new COVID-19 epicenter, had one of the lowest testing rates compared to other provinces even as it continues to record the highest number of daily new cases. The Director General of Disease Control and Prevention said in his daily press briefing that East Java had conducted only 1,428 polymerase chain reaction (PCR) tests per million population, far lower than Jakarta's 21,406 tests per million population. East Java has recently emerged as the new epicenter for COVID-19 in Indonesia after surpassing the number of confirmed cases recorded by Jakarta last week. As of June 30, the country has 1,293 new confirmed COVID-19 cases bringing the total number of cases nationwide to 56,385.
- Laos government issues a notice on June 30 regarding further easing of certain restrictions and COVID-19 prevention measures. Under the notice, a ban on sporting competitions has been lifted, however, organizers are to ensure stadiums do not become overcrowded. Casinos, social gatherings, weddings, parties, and traditional festivals may now be held; however, organizers must follow strict guidelines laid out by the national taskforce. Meanwhile, entertainment venues including karaoke bars, nightclubs, and internet cafes will remain closed. The Prime Minister's Office states under its notice that the relaxation of measures remains temporary, and if new cases are detected in the country then the government will re-establish strict measures to limit the spread of the virus.
- On June 30, the Myanmar government has lifted the stay-at-home orders in all designated townships after seeing no new COVID-19 cases in the areas. On Tuesday, Insein, one of the townships in Yangon region, was last removed from the stay-at-home measures.
- Philippine President announced on July 1 that general community quarantine (GCQ) shall be extended until July 15. These include the national capital (Metro

Manila), Benguet, Cavite, Rizal, Leyte, Ormoc, Southern Leyte, and several areas in Cebu (Mandaue City, Lapu-lapu City, Talisay City, Minglanilla, and Consolacion). However, only Cebu City remained under enhanced community quarantine (ECQ) as cases still increased in the area and is now the new epicenter of COVID-19 in the country. The rest of the country has been placed under modified GCQ (MGCQ) – the most relaxed quarantine phase where public transportation may resume at full capacity operations, dine-in restaurants, cinemas, and gyms may reopen at half capacity, and public gatherings are permitted with limitations.

- South Korea has started distributing stocks of the COVID-19 treatment remdesivir which have been donated by Gilead Sciences, and plans to begin talks to purchase more supplies in August. According to Korea Centres for Disease Control and Prevention (KCDC), patients who are eligible for remdesivir are limited to severe patients with pneumonia and in need of oxygen therapy.
- On Tuesday (June 30), Tokyo government announced that it will move away from numerical targets to contain COVID-19 and rely more on the advice of a committee of experts, to try to control the novel coronavirus and avoid another economic slowdown. Tokyo is two weeks into a final phase of loosening coronavirus restrictions and officials have repeatedly said they see no need to declare a new state of emergency. They also say the medical system can handle current cases and that increased testing partly explains the rising infections. Under the new guidelines, Tokyo will move away from strict numerical targets to determine if new restrictions are needed. Instead, a group of experts will evaluate the situation on a weekly basis.

Travel Advisories (new update/s)

- Laos: According to the new notice released by the government on June 30, international borders are open for Lao citizens only and foreigners with proper authorization to enter or exit Laos, while freight transportation will continue as normal. Tourist visas are not being issued for persons coming from or transitting through countries that remain affected by the COVID-19 virus. Entry visas are to be issued only for diplomats, the staff of international organizations, businesspeople, experts, and authorized foreign labor. These visas must be approved by the Committee for COVID-19 Prevention and Control.
- Malaysia: The State Disaster Management Committee (SDMC) has given the nod to increase the number of flights into Sarawak. According to Sarawak Transport Minister, a total of 331 weekly scheduled flights had been approved between July and August this year, a substantial increase from just one weekly flight by Malaysia Airlines between Kuala Lumpur, Kuching and Miri during the movement control order (MCO). Transport Minister added that although approval had been given to increase flight frequency and on 100% capacity, all agencies such as the airport and airline operators must follow strictly the standard operating procedure (SOP) at the terminal and while inside the aircraft.
- Thailand: Center for Covid-19 Situation Administration (CCSA) announced its reopening of checkpoints on the border with all neighboring states to resume cross-border cargo transport and trading starting today (July 1). CCSA decided on June 29 to reopen a total of 37 checkpoints on the borders with Myanmar, Laos, Cambodia and Malaysia, so that cargoes can be transported and traders can be allowed to cross the border. The Thai border checkpoints which will be reopened include 14 connected with Laos, eight with Myanmar,

seven with Cambodia and eight with Malaysia as part of the phase-5 easing of Thailand's lockdown measures against the pandemic. However, tourists from the neighbouring countries are not allowed to enter Thailand via these border checkpoints.

- Vietnam: Vietnam's Immigration Department has announced another automatic stay extension for foreigners stranded in Vietnam due to the pandemic until July 31. The measure applies to those who entered since March 1 allowing them to leave the country without any penalty or official procedures. Those that have entered prior to March 1 are also eligible provided they show documents by their embassies or by Vietnamese authorities to confirm they were quarantined or treated for COVID-19.

Cases and Deaths as of 01 July 2020

- As of July 01 (2PM, GMT+8), worldwide, there were **10,446,342** confirmed cases (**161,738** new cases), including **509,418** deaths (**4,318** new deaths). Globally, Case Fatality Ratio (CFR)* is **4.88**.
- In **China**, there were **85,229** confirmed cases with **4,648** deaths, including deaths in Hong Kong (7) and Taiwan (7). Confirmed cases in China include confirmed cases in Hong Kong (1,206), Macau (45), and Taiwan (447).
- **10,361,113 confirmed cases** of COVID-19 have been reported in **212 countries/states** (other than China, Hong Kong, Taiwan and Macau):

REGION	COUNTRY	First Confirmed Case(s)	Latest Report On Confirmed Case(s)	Total Confirmed Cases (New cases)	Total deaths (New deaths)	Case Fatality Ratio
ASIA PACIFIC	Thailand	13 Jan 2020	30 Jun 2020	3,171 (2)	58	1.83
	Vietnam	23 Jan 2020	27 Jun 2020	355 (2)		
	Singapore	23 Jan 2020	30 Jun 2020	43,907 (246)	26	0.06
	Malaysia	25 Jan 2020	30 Jun 2020	8,639 (2)	121	1.40
	Cambodia	27 Jan 2020	28 Jun 2020	141 (2)		
	Philippines	30 Jan 2020	30 Jun 2020	37,514 (1,076)	1,266 (11)	3.37
	Indonesia	02 Mar 2020	30 Jun 2020	56,385 (1,293)	2,876 (71)	5.10
	Brunei	10 Mar 2020	07 May 2020	141	3	2.13
	Myanmar	23 Mar 2020	29 Jun 2020	299 (3)	6	2.01
	Lao PDR	24 Mar 2020	13 Apr 2020	19		
	Japan	16 Jan 2020	30 Jun 2020	18,476 (86)	972 (1)	5.26
	South Korea	20 Jan 2020	30 Jun 2020	12,800 (43)	282	2.20
	Nepal	24 Jan 2020	30 Jun 2020	13,564 (316)	29	0.21
	Australia	25 Jan 2020	30 Jun 2020	7,836 (69)	104	1.33
	Sri Lanka	27 Jan 2020	30 Jun 2020	2,047 (10)	11	0.54
	India	30 Jan 2020	30 Jun 2020	585,197 (17,964)	16,904 (506)	2.89
	Afghanistan	24 Feb 2020	30 Jun 2020	31,359 (121)	735 (2)	2.34
	Pakistan	26 Feb 2020	30 Jun 2020	209,337 (2,825)	4,304 (137)	2.06

	New Zealand	28 Feb 2020	29 Jun 2020	1,528 (2)	22	1.44
	Bhutan	05 Mar 2020	30 Jun 2020	77 (1)		
	Maldives	07 Mar 2020	30 Jun 2020	2,337 (13)	9 (1)	0.39
	Bangladesh	08 Mar 2020	30 Jun 2020	145,483 (3,683)	1,847 (64)	1.27
	Mongolia	10 Mar 2020	29 Jun 2020	220 (1)		0.00
	Turkey	10 Mar 2020	30 Jun 2020	198,613 (1,374)	5,115 (18)	2.58
	French Polynesia	12 Mar 2020	29 Jun 2020	62 (2)		
	Guam	15 Mar 2020	30 Jun 2020	257 (4)	5	1.95
	New Caledonia	17 Mar 2020	10 Jun 2020	21		
	Fiji	18 Mar 2020	20 Apr 2020	18		
	Papua New Guinea	21 Mar 2020	26 Jun 2020	11 (1)		
	Timor Leste	21 Mar 2020	25 Apr 2020	24		
	Northern Mariana Islands	28 Mar 2020	24 Jun 2020	31	2	6.45
AMERICAS	USA	21 Jan 2020	30 Jun 2020	2,704,289 (41,908)	129,170 (535)	4.78
	Canada	25 Jan 2020	30 Jun 2020	104,151 (330)	8,635 (25)	8.29
	Brazil	26 Feb 2020	30 Jun 2020	1,373,006 (27,536)	58,406 (747)	4.25
	Mexico	28 Feb 2020	30 Jun 2020	220,657 (3,805)	27,121 (473)	12.29
	Saint Martin	01 Mar 2020	28 Jun 2020	43 (1)	3	6.98
	Ecuador	01 Mar 2020	30 Jun 2020	55,665 (410)	4,502 (73)	8.09
	Dominican Republic	01 Mar 2020	29 Jun 2020	31,816 (443)	733 (7)	2.30
	Chile	03 Mar 2020	30 Jun 2020	279,393 (3,394)	5,688 (113)	2.04
	Argentina	03 Mar 2020	30 Jun 2020	62,268 (2,335)	1,283 (38)	2.06
	Peru	05 Mar 2020	30 Jun 2020	282,365 (2,946)	9,504 (187)	3.37
	Costa Rica	06 Mar 2020	30 Jun 2020	3,269 (139)	15	0.46
	Colombia	06 Mar 2020	30 Jun 2020	95,043 (3,277)	3,223 (117)	3.39
	French Guiana	06 Mar 2020	30 Jun 2020	4,004 (230)	15	0.37
	Martinique	06 Mar 2020	27 Jun 2020	242 (6)	14	5.79
	Paraguay	07 Mar 2020	30 Jun 2020	2,191 (64)	16 (1)	0.73
	Panama	10 Mar 2020	30 Jun 2020	32,785 (620)	16	0.05
	Bolivia	10 Mar 2020	30 Jun 2020	32,125 (601)	1,071 (57)	3.33
	Honduras	11 Mar 2020	30 Jun 2020	18,818 (736)	485 (3)	2.58
	Cuba	11 Mar 2020	29 Jun 2020	2,340 (8)	86	3.68
	Guyana	11 Mar 2020	30 Jun 2020	235 (5)	12	5.11
	Jamaica	12 Mar 2020	30 Jun 2020	698 (2)	10	1.43
	St Vincent and the Grenadines	12 Mar 2020	17 Jun 2020	29		
	Saint Lucia	13 Mar 2020	06 May 2020	19		

	Trinidad and Tobago	13 Mar 2020	28 Jun 2020	126 (2)	8	6.35
	Venezuela	13 Mar 2020	30 Jun 2020	5,530 (233)	48 (4)	0.87
	Guatemala	13 Mar 2020	30 Jun 2020	17,409 (479)	746 (19)	4.29
	Uruguay	13 Mar 2020	30 Jun 2020	932 (3)	27	2.90
	Curacao	13 Mar 2020	16 Jun 2020	23	1	4.35
	Puerto Rico	13 Mar 2020	30 Jun 2020	7,464 (215)	153	2.05
	Suriname	13 Mar 2020	30 Jun 2020	501 (9)	12	2.40
	Antigua and Barbuda	13 Mar 2020	29 Jun 2020	69 (4)	3	4.35
	Guadeloupe	13 Mar 2020	27 Jun 2020	182 (8)	14	7.69
	Cayman Islands	13 Mar 2020	30 Jun 2020	199 (3)	1	0.50
	Aruba	14 Mar 2020	30 Jun 2020	103 (2)	3	2.91
	Bahamas	15 Mar 2020	17 Jun 2020	104	11	10.58
	US Virgin Islands	16 Mar 2020	27 Jun 2020	81 (3)	6	7.41
	Sint Maarten	17 Mar 2020	17 May 2020	77	15	19.48
	Montserrat	17 Mar 2020	25 Apr 2020	11	1	9.09
	Barbados	17 Mar 2020	16 Jun 2020	97	7	7.22
	El Salvador	18 Mar 2020	30 Jun 2020	6,438 (265)	174 (10)	2.70
	Nicaragua	18 Mar 2020	24 Jun 2020	2,170	74	3.41
	Bermuda	18 Mar 2020	20 Jun 2020	146	9	6.16
	Haiti	19 Mar 2020	30 Jun 2020	5,933 (86)	105 (1)	1.77
	Dominica	22 Mar 2020	02 Jun 2020	18		
	Grenada	22 Mar 2020	26 May 020	23		
	Belize	23 Mar 2020	27 Jun 2020	24 (1)	2	8.33
	Turks and Caicos Islands	23 Mar 2020	29 Jun 2020	41 (13)	1	2.44
	Saint Kitts and Nevis	24 Mar 2020	20 Apr 2020	15		
	British Virgin Islands	25 Mar 2020	11 May 2020	8	1	12.50
	Anguilla	26 Mar 2020	03 Apr 2020	3		
	Caribbean Netherlands	01 Apr 2020	01 Jun 2020	7		
	Falkland Islands	03 Apr 2020	24 Apr 2020	13		
	Saint Pierre and Miquelon	05 Apr 2020	05 Apr 2020	1		
EUROPE	France	24 Jan 2020	30 Jun 2020	164,801 (541)	29,843 (30)	18.11
	Germany	27 Jan 2020	30 Jun 2020	195,753 (484)	9,048 (9)	4.62
	Finland	29 Jan 2020	30 Jun 2020	7,214 (5)	328	4.55
	Italy	30 Jan 2020	30 Jun 2020	240,578 (142)	34,767 (23)	14.45
	Russian Federation	31 Jan 2020	30 Jun 2020	647,849 (6,693)	9,320 (154)	1.44
	Spain	31 Jan 2020	30 Jun 2020	249,271 (301)	28,355 (9)	11.38
	Sweden	31 Jan 2020	30 Jun 2020	67,667 (2,530)	5,310 (30)	7.85

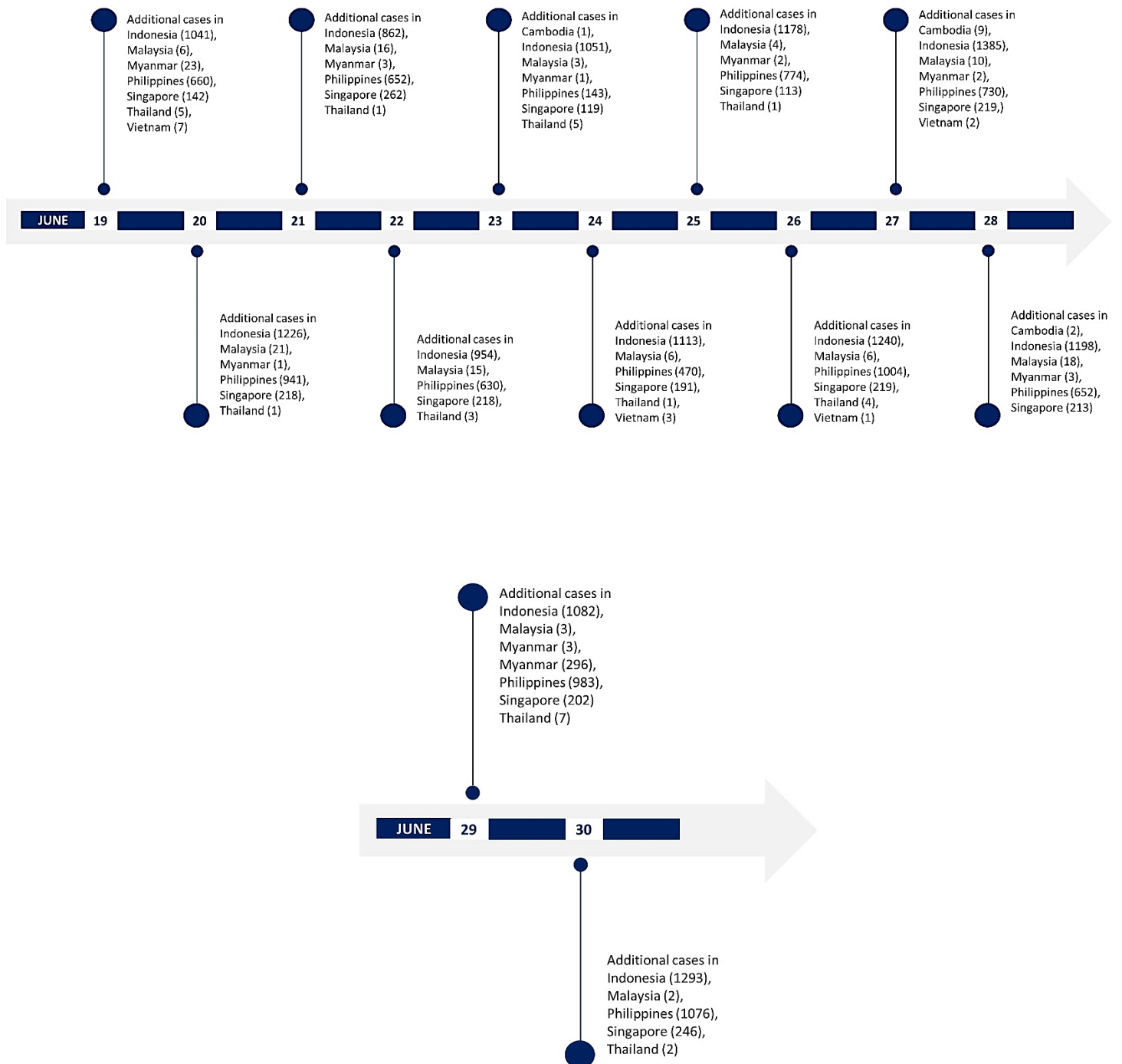
	United Kingdom of Great Britain	31 Jan 2020	30 Jun 2020	312,654 (689)	43,730 (155)	13.99
	Belgium	05 Feb 2020	30 Jun 2020	61,427 (66)	9,747 (15)	15.87
	Switzerland	25 Feb 2020	30 Jun 2020	31,714 (62)	1,963 (1)	6.19
	Austria	25 Feb 2020	30 Jun 2020	17,766 (43)	705 (2)	3.97
	Croatia	25 Feb 2020	30 Jun 2020	2,777 (52)	107	3.85
	Norway	26 Feb 2020	30 Jun 2020	8,879 (17)	250 (1)	2.82
	Romania	26 Feb 2020	30 Jun 2020	26,970 (388)	1,651 (17)	6.12
	Estonia	26 Feb 2020	30 Jun 2020	1,989 (2)	69	3.47
	Georgia	26 Feb 2020	30 Jun 2020	928 (2)	15	1.62
	North Macedonia	26 Feb 2020	30 Jun 2020	6,334 (125)	302 (4)	4.77
	Greece	26 Feb 2020	30 Jun 2020	3,409 (19)	192 (1)	5.63
	Denmark	27 Feb 2020	30 Jun 2020	12,768 (12)	605	4.74
	San Marino	27 Feb 2020	23 Jun 2020	698	42	6.02
	Lithuania	27 Feb 2020	30 Jun 2020	1,817 (1)	78	4.29
	Netherlands	27 Feb 2020	30 Jun 2020	50,273 (50)	6,113 (6)	12.16
	Azerbaijan	27 Feb 2020	30 Jun 2020	16,968 (544)	206 (8)	1.21
	Belarus	28 Feb 2020	30 Jun 2020	62,118 (328)	392 (5)	0.63
	Iceland	28 Feb 2020	24 Jun 2020	1,824	10	0.55
	Ireland	28 Feb 2020	30 Jun 2020	25,473 (11)	1,736 (1)	6.82
	Monaco	29 Feb 2020	28 Jun 2020	103 (1)	4	3.88
	Czech Republic	01 Mar 2020	30 Jun 2020	11,809 (205)	349 (1)	2.96
	Luxembourg	01 Mar 2020	30 Jun 2020	4,256 (14)	110	2.58
	Armenia	01 Mar 2020	30 Jun 2020	25,542 (415)	443 (10)	1.73
	Latvia	02 Mar 2020	30 Jun 2020	1,118 (1)	30	2.68
	Portugal	02 Mar 2020	30 Jun 2020	42,141 (229)	1,576 (8)	3.74
	Andorra	02 Mar 2020	19 Jun 2020	855	52	6.08
	Liechtenstein	03 Mar 2020	25 Jun 2020	82	1	1.22
	Ukraine	03 Mar 2020	30 Jun 2020	44,334 (706)	1,159 (12)	2.61
	Slovenia	04 Mar 2020	30 Jun 2020	1,600 (15)	111	6.94
	Hungary	04 Mar 2020	30 Jun 2020	4,155 (10)	585	14.08
	Poland	04 Mar 2020	30 Jun 2020	34,393 (239)	1,463 (19)	4.25
	Faroe Islands	04 Mar 2020	23 Apr 2020	187		
	Bosnia and Herzegovina	05 Mar 2020	30 Jun 2020	4,453 (128)	186 (2)	4.18
	Gibraltar	05 Mar 2020	27 Jun 2020	177 (1)		
	Slovakia	06 Mar 2020	30 Jun 2020	1,667 (2)	28	1.68
	Serbia	06 Mar 2020	30 Jun 2020	14,564 (276)	277 (3)	1.90
	Vatican City	06 Mar 2020	08May 2020	12		
	Malta	07 Mar 2020	26 Jun 2020	670 (3)	9	1.34
	Moldova	07 Mar 2020	30 Jun 2020	16,613 (256)	545 (9)	3.28
	Bulgaria	08 Mar 2020	30 Jun 2020	4,831 (140)	223 (4)	4.62
	Albania	09 Mar 2020	30 Jun 2020	2,535 (69)	62 (4)	2.45
	Cyprus	09 Mar 2020	30 Jun 2020	996 (2)	19	1.91

	Channel Islands	09 Mar 2020	25 Jun 2020	571	47	8.23
	Jersey	10 Mar 2020	24 Jun 2020	319	31	9.72
	Kazakhstan	13 Mar 2020	30 Jun 2020	21,819 (492)	188	0.86
	Kosovo	13 Mar 2020	30 Jun 2020	2,799 (122)	49	1.75
	Uzbekistan	15 Mar 2020	30 Jun 2020	8,385 (186)	25 (2)	0.30
	Greenland	16 Mar 2020	27 May 2020	13		
	Montenegro	17 Mar 2020	30 Jun 2020	548 (50)	12 (1)	2.19
	Kyrgyzstan	18 Mar 2020	30 Jun 2020	5,296 (279)	57 (7)	1.08
	Isle of Man	19 Mar 2020	21 May 2020	336	24	7.14
	Tajikistan	30 Apr 2020	30 Jun 2020	5,900 (51)	52	0.88
MIDDLE EAST	UAE	29 Jan 2020	30 Jun 2020	48,667 (870)	315 (2)	0.65
	Iran	19 Feb 2020	30 Jun 2020	227,662 (2,457)	10,817 (147)	4.75
	Israel	21 Feb 2020	30 Jun 2020	24,688 (412)	320 (1)	1.30
	Lebanon	21 Feb 2020	30 Jun 2020	1,778 (33)	34	1.91
	Kuwait	24 Feb 2020	30 Jun 2020	46,195 (671)	354 (4)	0.77
	Oman	24 Feb 2020	30 Jun 2020	40,070 (1,010)	176 (7)	0.44
	Bahrain	24 Feb 2020	30 Jun 2020	26,239 (534)	86 (3)	0.33
	Iraq	24 Feb 2020	30 Jun 2020	40,109 (1,958)	1,943 (104)	4.84
	Qatar	29 Feb 2020	30 Jun 2020	96,088 (982)	113	0.12
	Saudi Arabia	02 Mar 2020	30 Jun 2020	190,823 (4,387)	1,649 (50)	0.86
	Jordan	02 Mar 2020	29 Jun 2020	1,128 (17)	9	0.80
	Palestine	05 Mar 2020	30 Jun 2020	2,765 (420)	9 (1)	0.33
	Syria	22 Mar 2020	30 Jun 2020	279 (10)	9	3.23
AFRICA	Yemen	10 Apr 2020	30 Jun 2020	1,128 (10)	304 (2)	26.95
	Egypt	14 Feb 2020	30 Jun 2020	66,754 (1,566)	2,872 (83)	4.30
	Algeria	25 Feb 2020	30 Jun 2020	13,907 (336)	912 (7)	6.56
	Nigeria	28 Feb 2020	30 Jun 2020	25,133 (566)	573 (8)	2.28
	Tunisia	02 Mar 2020	30 Jun 2020	1,172 (3)	50	4.27
	Morocco	02 Mar 2020	30 Jun 2020	12,385 (137)	225 (1)	1.82
	Senegal	02 Mar 2020	30 Jun 2020	6,793 (95)	112 (4)	1.65
	South Africa	05 Mar 2020	30 Jun 2020	144,264 (6,130)	2,529 (73)	1.75
	Cameroon	06 Mar 2020	25 Jun 2020	12,592	313	2.49
	Togo	06 Mar 2020	30 Jun 2020	643 (1)	14	2.18
	Burkina Faso	09 Mar 2020	30 Jun 2020	962 (3)	53	5.51
	Democratic Republic of Congo	10 Mar 2020	30 Jun 2020	7,039 (100)	170 (3)	2.42
	Ivory Coast	11 Mar 2020	30 Jun 2020	9,214 (113)	66	0.72
	Reunion	11 Mar 2020	30 Jun 2020	526 (5)	2	0.38
	Ghana	13 Mar 2020	30 Jun 2020	17,741 (390)	112	0.63
	Guinea	13 Mar 2020	30 Jun 2020	5,351 (9)	31	0.58
	Gabon	13 Mar 2020	30 Jun 2020	5,394 (185)	42 (2)	0.78
	Sudan	13 Mar 2020	27 Jun 2020	9,257 (173)	572 (13)	6.18
	Kenya	13 Mar 2020	30 Jun 2020	6,366 (176)	144	2.26
	Ethiopia	13 Mar 2020	30 Jun 2020	5,846 (119)	103 (5)	1.76
	Central African Republic	14 Mar 2020	30 Jun 2020	3,613 (184)	47 (2)	1.30
	Seychelles	14 Mar 2020	30 Jun 2020	77 (7)		
	Rwanda	14 Mar 2020	30 Jun 2020	1,001 (101)	2	0.20
	Namibia	14 Mar 2020	30 Jun 2020	203 (20)		
	Swaziland	14 Mar 2020	30 Jun 2020	795 (14)	11	1.38

	Mauritania	14 Mar 2020	29 Jun 2020	4,237 (212)	128 (7)	3.02
	Mayotte	14 Mar 2020	30 Jun 2020	2,603 (95)	35 (3)	1.34
	Equatorial Guinea	15 Mar 2020	26 Jun 2020	2,001 (337)	32	1.60
	Republic of Congo	15 Mar 2020	22 Jun 2020	1,087	37	3.40
	Benin	16 Mar 2020	30 Jun 2020	1,199 (12)	21 (2)	1.75
	Liberia	16 Mar 2020	30 Jun 2020	780 (12)	36 (2)	4.62
	Tanzania	16 Mar 2020	15May 2020	509 (21)		
	Somalia	16 Mar 2020	30 Jun 2020	2,904 (10)	90	3.10
	Gambia	17 Mar 2020	30 Jun 2020	47 (2)	2	4.26
	Zambia	17 Mar 2020	30 Jun 2020	1,568 (11)	22	1.40
	Mauritius	18 Mar 2020	24 Jun 2020	341	10	2.93
	Djibouti	18 Mar 2020	29 Jun 2020	4,656 (13)	53 (1)	1.14
	Niger	19 Mar 2020	30 Jun 2020	1,075 (1)	67	6.23
	Chad	19 Mar 2020	29 Jun 2020	866 (1)	74	8.55
	Zimbabwe	20 Mar 2020	30 Jun 2020	574 (7)	7 (1)	1.22
	Cape Verde	20 Mar 2020	30 Jun 2020	1,165 (10)	12	1.03
	Madagascar	20 Mar 2020	30 Jun 2020	2,214 (76)	20	0.90
	Uganda	21 Mar 2020	29 Jun 2020	870 (11)		
	Eritrea	21 Mar 2020	28 Jun 2020	191 (24)		
	Angola	21 Mar 2020	30 Jun 2020	276 (9)	11	3.99
	Mozambique	22 Mar 2020	29 Jun 2020	859 (20)	5	0.58
	Libya	24 Mar 2020	30 Jun 2020	802 (40)	23 (2)	2.87
	Guinea-Bissau	25 Mar 2020	30 Jun 2020	1,654 (40)	24 (2)	1.45
	Mali	25 Mar 2020	30 Jun 2020	2,173 (26)	115 (1)	5.29
	Botswana	30 Mar 2020	30 Jun 2020	175 (83)	1	0.57
	Sierra Leone	31 Mar 2020	30 Jun 2020	1,450 (23)	60	4.14
	Burundi	31 Mar 2020	28 Jun 2020	170 (26)	1	0.59
	Malawi	02 Apr 2020	30 Jun 2020	1,224 (78)	14 (1)	1.14
	South Sudan	05 Apr 2020	29 Jun 2020	1,989 (47)	36	1.81
	Sao Tome and Principe	06 Apr 2020	28 Jun 2020	713 (1)	13	1.82
	Lesotho	13May 2020	29 Jun 2020	27 (3)		
				1,0361,113 (161,717)	504,770 (4,318)	

**The calculated CFR is based on reported deaths and reported case counts, and does not account for recovered cases over time or rate of testing in a particular region*

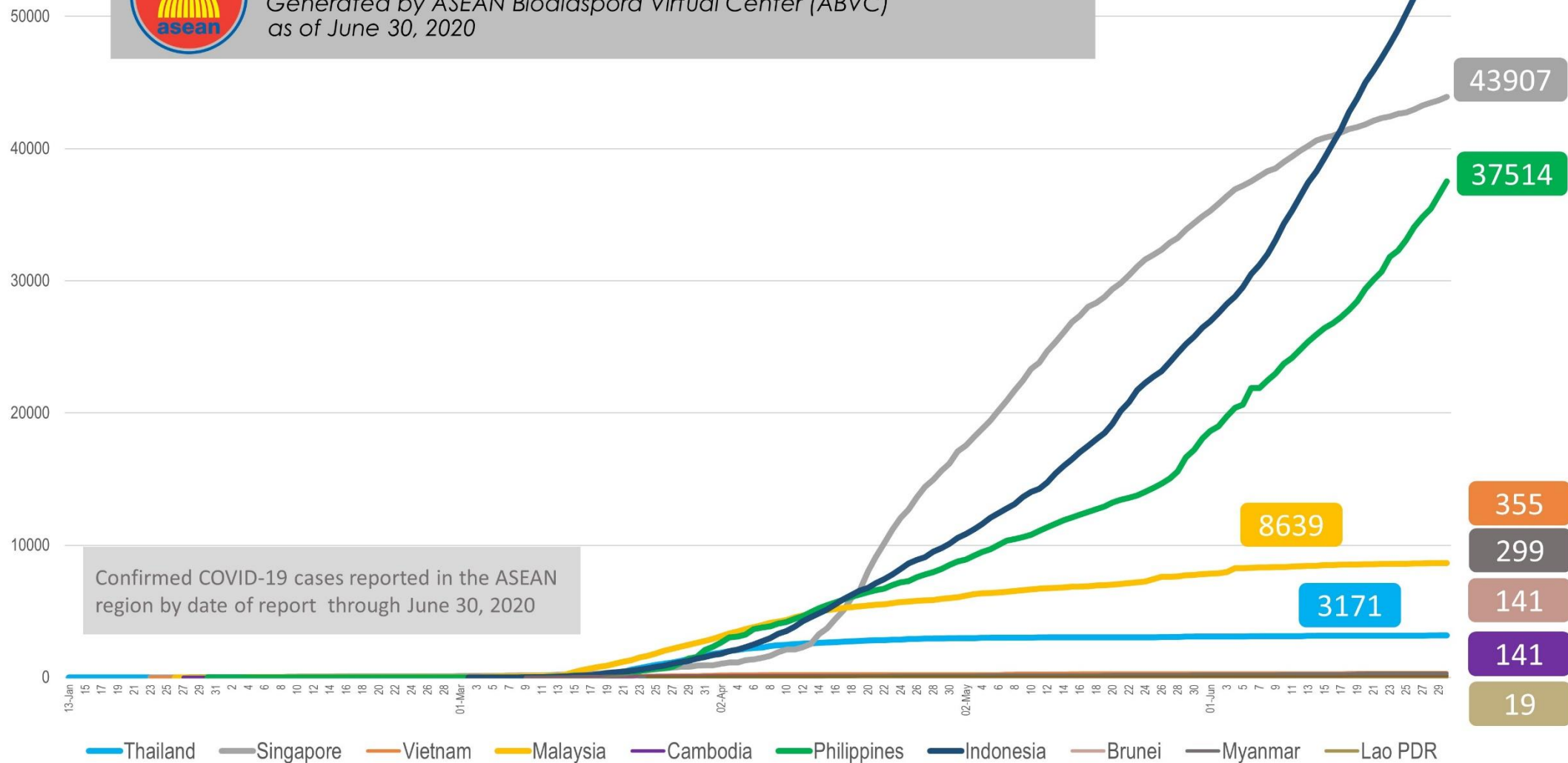
Timeline of COVID-19: ASEAN *(continuation)*





COVID-19 epi curve in ASEAN Member States

Generated by ASEAN Biodiaspora Virtual Center (ABVC)
as of June 30, 2020

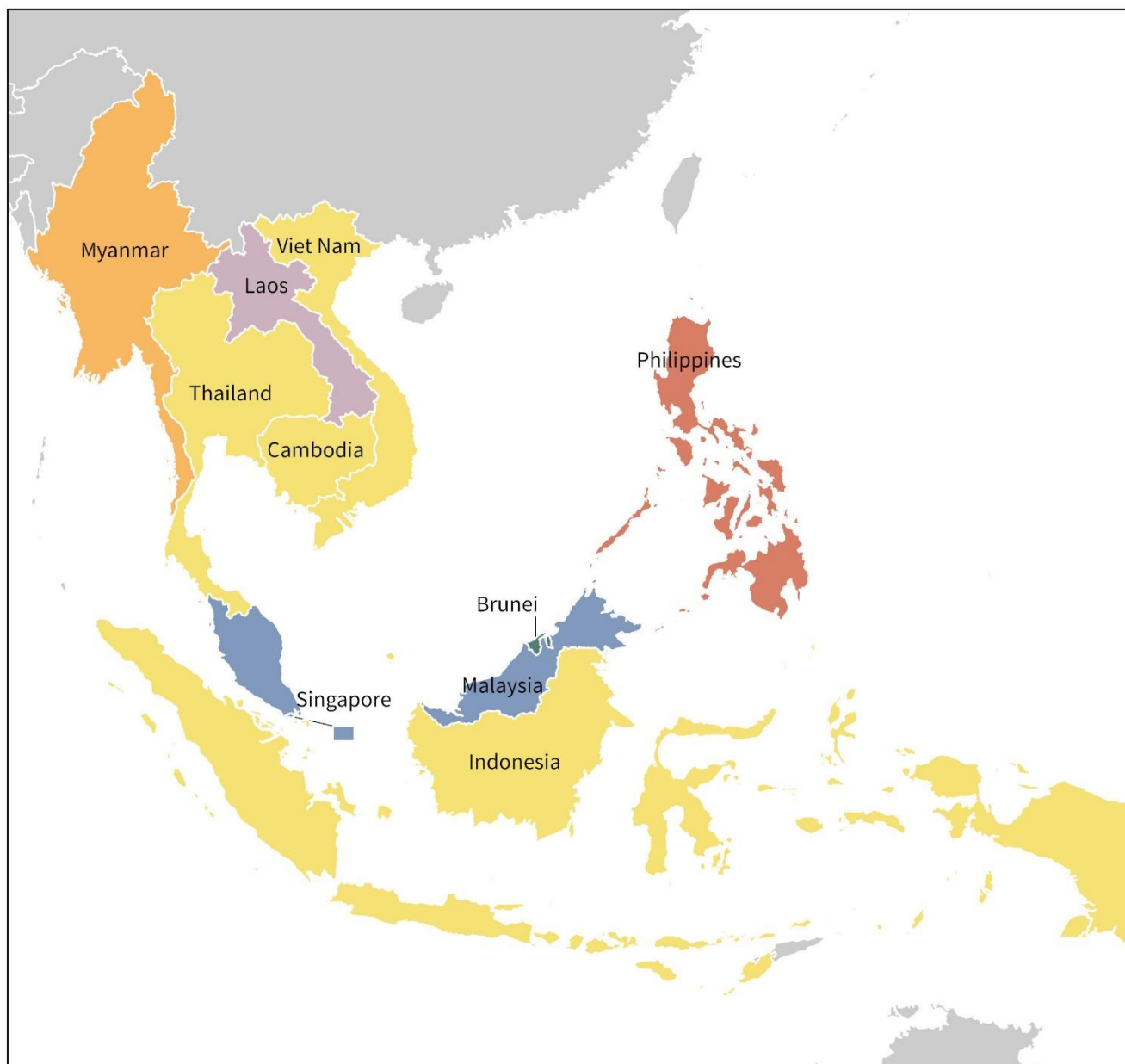


Transmission Category of COVID-19 Affected Countries

BlueDot has classified countries worldwide into categories based on the observed rate of COVID-19 transmission using data generated by BlueDot's global epidemic surveillance system, as of 9:00AM EST on 26 June 2020. To contextualize each country's current situation, BlueDot calculated: (1) each country's rate of change for COVID-19 case reports over 7 days, (2) case fatality ratios (CFR) for each country, (3) each country's COVID-19 case burden, per 1,000 population and (4) each country's case doubling time (in days). BlueDot also utilized the Infectious Disease Vulnerability Index as a measure of each country's public health capacity to detect, respond, and/or control a COVID-19 outbreak.

Using both the modelled rate of change and associated measures of statistical significance, BlueDot categorized countries and regions (states and provinces/territories) into one of six categories:

- A Countries/regions reporting <100 cases of COVID-19**
 - These countries have reported <100 cases of COVID-19, a CFR $\leq 4\%$, and have a favorable IDVI suggesting adequate capacity to detect, respond, and/or control an epidemic.
- B Countries reporting <100 cases and a slowly increasing rate of COVID-19 transmission**
 - These countries have reported <100 cases of COVID-19, a CFR $\leq 4\%$, and have a favorable IDVI suggesting adequate capacity to detect, respond, and/or control an epidemic.
 - Interpretation: These countries may be in an early phase of the epidemic, with limited community-based transmission.
- C Countries reporting a steadily increasing OR stabilizing rate of COVID-19 transmission**
 - These countries have reported ≥ 100 cases of COVID-19 and have a steadily increasing OR stabilizing rate of COVID-19 transmission (i.e. the number of new cases reported each day is consistent, or increasing at a low rate).
 - Interpretation: These countries may be in an early stage of the epidemic with either steadily increasing community-based transmission, OR demonstrating early evidence of effective epidemic control measures, OR have incomplete testing/reporting.
- D Countries reporting a rapidly increasing rate of COVID-19 transmission**
 - These countries have reported ≥ 100 cases of COVID-19 and have a rapidly accelerating rate of COVID-19 transmission.
 - Interpretation: These countries may be in the most aggressive stages of the epidemic and are experiencing widespread community-based transmission and likely have sufficient testing capacity.
- E Countries reported a negative rate of COVID-19 transmission**
 - These countries have reported ≥ 100 cases of COVID-19 and have a decelerating rate of COVID-19 transmission.
 - Interpretation: These countries may be in the mid- or later stages of the epidemic, with a negative rate of transmission (i.e. fewer new cases reported each day) due to robust and effective control measures.
- F Countries where insufficient information is available on COVID-19 transmission**
 - These countries have not reported imported or local cases of COVID-19



ASEAN member states categorized by rate of new COVID-19 cases

As of June 26 2020 at 8:00pm WIB

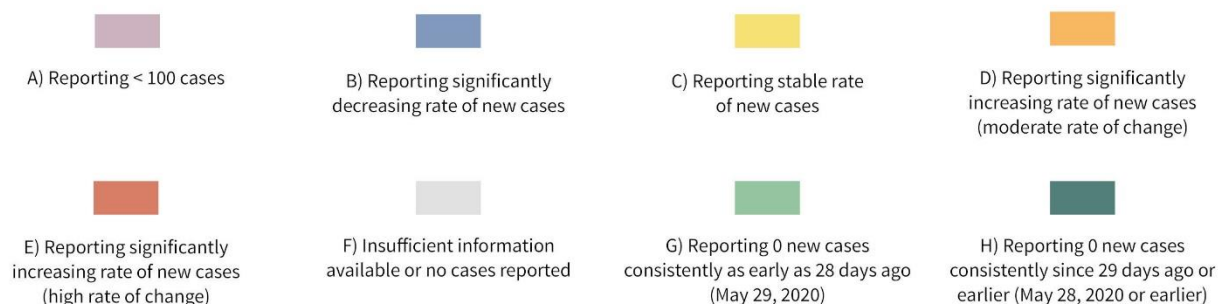


Figure 1. ASEAN map countries categorized by rate of COVID-19 new cases



Reported cases over last 30 days per 1,000 population

As of June 26 2020 at 8:00pm WIB




 Insufficient information available

Figure 2. ASEAN map depicting the total number of COVID-19 cases reported per 1,000 population at a national level over the last 30 days. This include active cases, resolved cases, and fatalities

