




**ASEAN
BIODIASPORA
VIRTUAL CENTER**

ABC
BVC
BWB
A

Morbidity and Mortality Weekly Report (MMWR)

Infectious & Emerging Diseases
in the ASEAN Region

With Support by:





This report aims to provide the current situation on infectious and emerging diseases in the ASEAN Region. We collate various information from multiple official sources and publicly available sources and is published every week on Wednesday. For feedback and/or suggestions, please write to support@biodiaspora.org

Editorial

ASEAN SECRETARIAT

Assistant Director and Head of Health Division
Human Development Directorate
ASEAN Socio-Cultural Community Department
Jennifer Frances dela Rosa, MPH, MSc HPPF

Programme Coordinator (Health Security)
Mitigation of Biological Threats (MBT) Programme
Michael Glen, MSSc

EDITORIAL TEAM

Editor-in-Chief
Abdurrahman, MPH

Managing Editor
Aldilas Achmad Nursetyo, MD, MS

Associate Editor
Abdul Haris Ibrahim, MHI
Habibi Rohman Rosyad, MSc

Copy Editor
Ajeng Sekar Pratiwi, A.Md
Dwi Sasongko, A.Md.

Supporting Staff
Svetlana Pratiwi, SKM
Divva Kaamila, S.Tr.Kom
Natasha Alicia Putri, S.Tr.Kom

PUBLISHER

ASEAN Biodiaspora Virtual Center
2/F Ministry of Health, Jl. H.R. Rasuna Said, Blok X5, Kav. 4-9, Jakarta Selatan, Jakarta, Indonesia

E-mail: support@biodiaspora.org
Facebook: <https://facebook.com/ASEANBiodiaspora>
Instagram: <https://instagram.com/ASEANBiodiaspora>

Table of Contents

Emerging Diseases	2
Mpox	3
COVID-19	7
Zoonosis	9
Rabies.....	10
Vector-borne Diseases	11
Dengue.....	12
Malaria	13
Vaccine-preventable Diseases	14
Measles	15

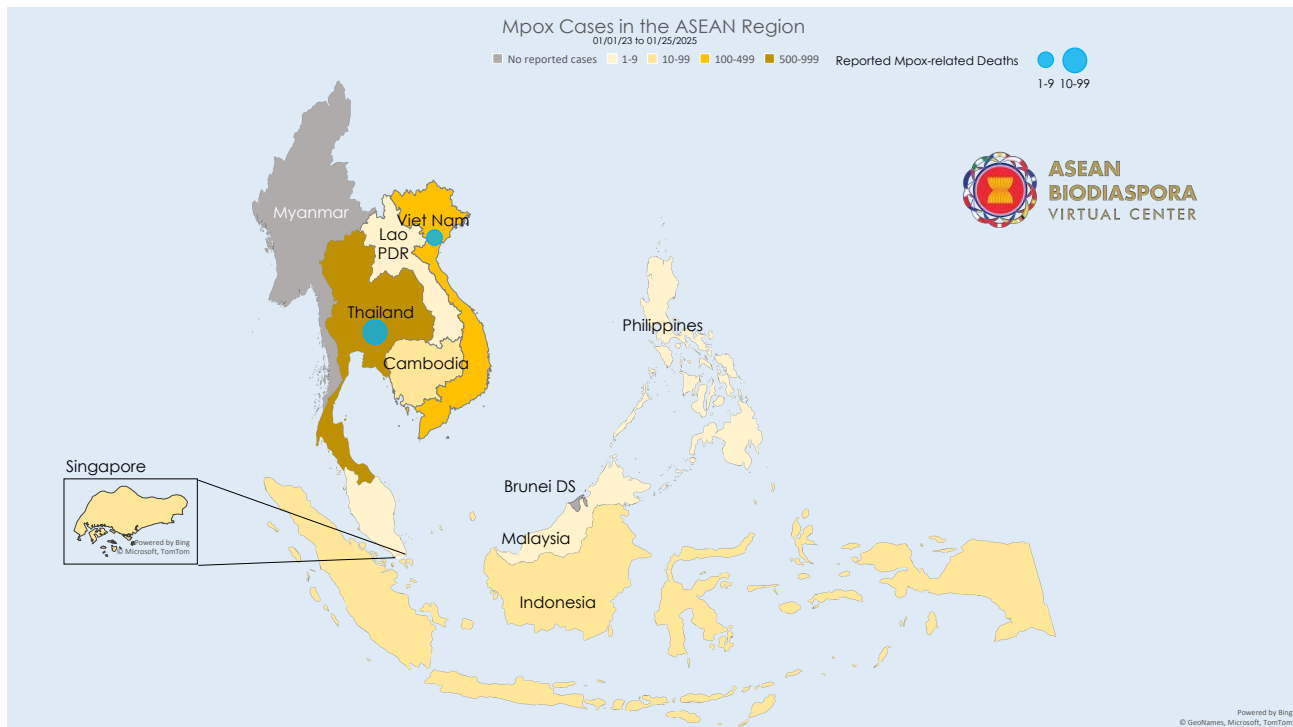
A person wearing a full-body white protective suit, including a hood and a face mask with a filter. They are wearing black gloves and holding a black cylindrical object. The background is a blurred laboratory or clinical setting. The text "Emerging Diseases" is overlaid in large white font on the left side of the image.

Emerging Diseases

MPOX

Mpox Cases Reported in the ASEAN Region

January 1, 2023 – January 25, 2025



Source:

1. Ministry of Health Republic of Indonesia
2. Ministry of Health Singapore, accessed January 28, 2025, <https://www.moh.gov.sg/resources-statistics/infectious-disease-statistics/2023/weekly-infectious-diseases-bulletin>

Key Findings

- From 1 January 2023 to 25 January 2025, **39,236** confirmed cases worldwide since 2023, including **218** deaths. Globally, the CFR was **0.56 %**.
- **1,289 confirmed cases** including **20 deaths** in the **ASEAN** region, with a CFR of **1.55%**.
- **37,947 confirmed cases** of mpox have been reported in **other regions** (other than the **ASEAN** region):

Mpox cases in the ASEAN region (Jan. 1, 2023 to Jan. 25, 2025)

ASEAN Member States	Cumulative Cases 2023-2025	New Cases Since Previous Report	Cumulative Deaths 2023-2024	CFR
Cambodia ¹	20	0	0	0.00%
Indonesia ²	87	0	0	0.00%
Lao PDR ³	1	0	0	0.00%
Malaysia ³	12	2	0	0.00%
Philippines ³	59	7	1	1.69%
Singapore ⁴	50	1	0	0.00%
Thailand ³	853	0	10	1.17%
Vietnam ³	207	0	9	4.35%
ASEAN Total	1,289	10	20	1.55%

Source:

1. Ministry of Health Cambodia
2. Ministry of Health Republic of Indonesia
3. WHO Mpox Outbreak: Global Trends, accessed January 28, 2025 (https://worldhealthorg.shinyapps.io/mpox_global/)
4. Ministry of Health Singapore, accessed January 28, 2025 (<https://www.moh.gov.sg/resources-statistics/infectious-disease-statistics/2023/weekly-infectious-diseases-bulletin>)



Top 5 countries with the most mpox cases globally (Jan. 1, 2023 to Jan. 25, 2025)

Country	Cumulative Cases	New Cases Since Previous Report	Cumulative Deaths	CFR
Democratic Republic of Congo	12,265	2,052	45	0.37%
United States of America	4,398	138	10	0.23%
People's Republic of China	3,116	364	1	0.03%
Burundi	2807	157	1	0.04%
Brazil	2772	193	2	0.07%

Source: Our World in Data, accessed on January 28, 2025 (<https://ourworldindata.org/monkeypox>)

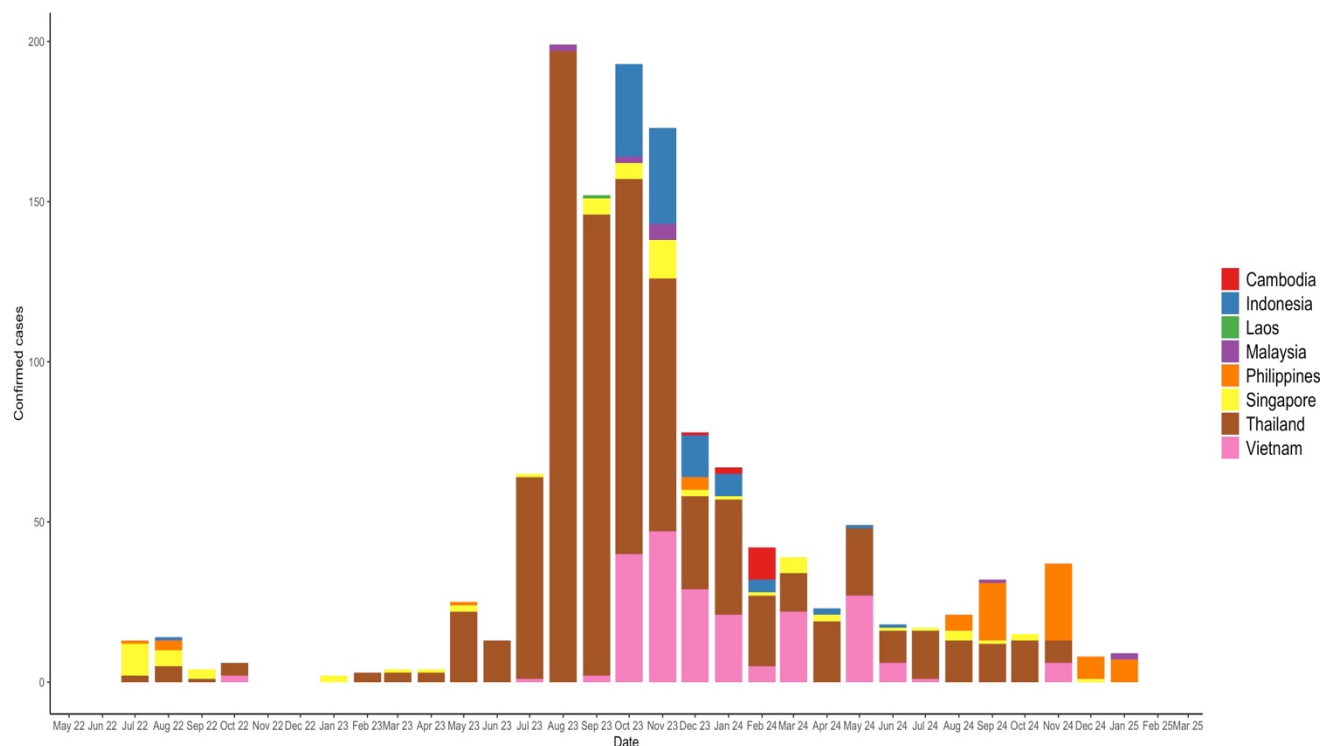
Mpox cases per region (Jan. 1, 2023 to Jan. 25, 2025)

REGIONS	CUMULATIVE CASES 2023-2025	NEW CASES SINCE THE PREVIOUS REPORT	CUMULATIVE DEATHS	CFR
AFRICA	18,344	3,611	71	0.39%
AMERICAS	9,599	413	99	1.03%
ASEAN	1,289	9	20	1.55%
ASIA & OCEANIA	6,899	184	24	0.35%
EUROPE	3,105	191	4	0.13%
TOTAL	39,236	4,408	218	0.56%

Source: Our World in Data, accessed on January 28, 2025 (<https://ourworldindata.org/monkeypox>)

Trend of Mpox Confirmed Cases in the ASEAN Region

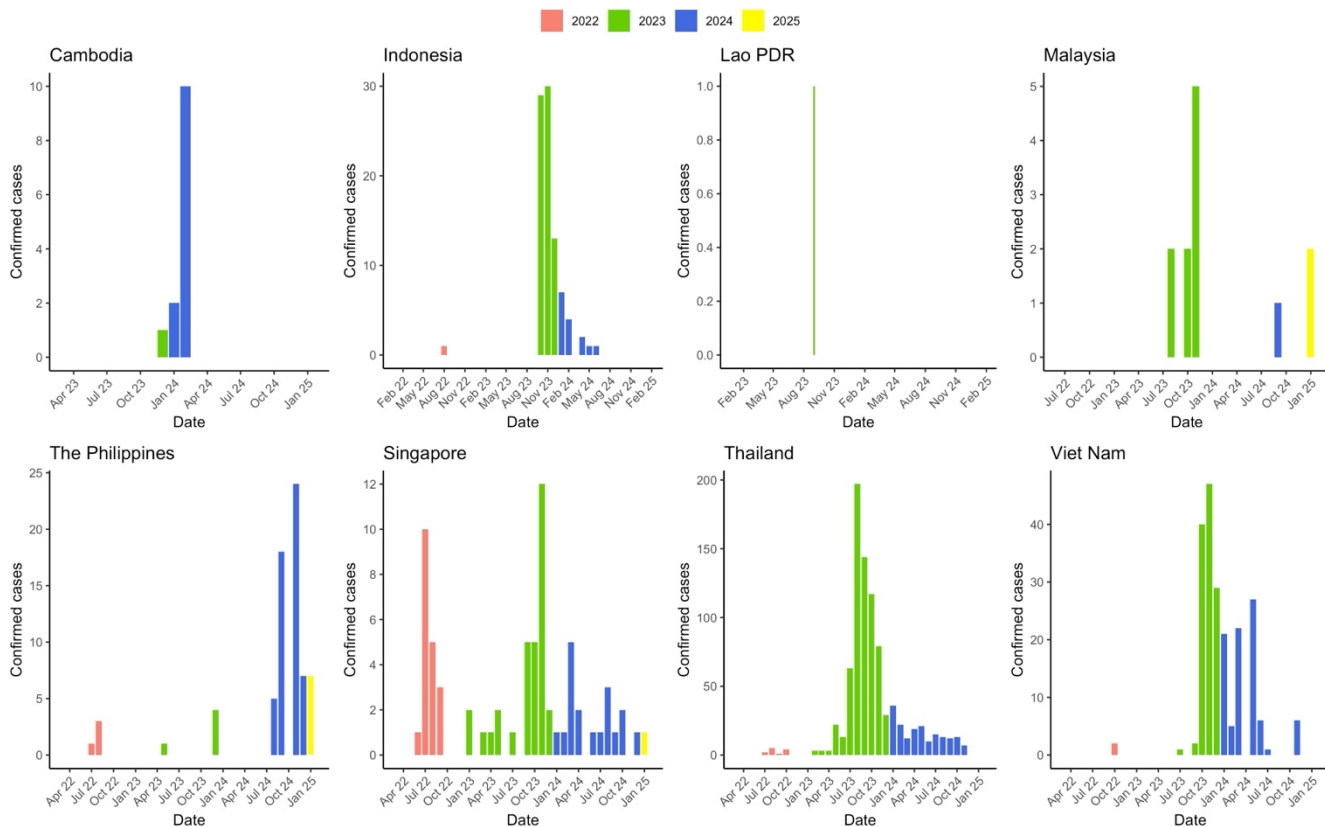
January 1, 2022 to January 25, 2025



Source: Our World in Data, accessed on January 28, 2025 (<https://ourworldindata.org/monkeypox>)

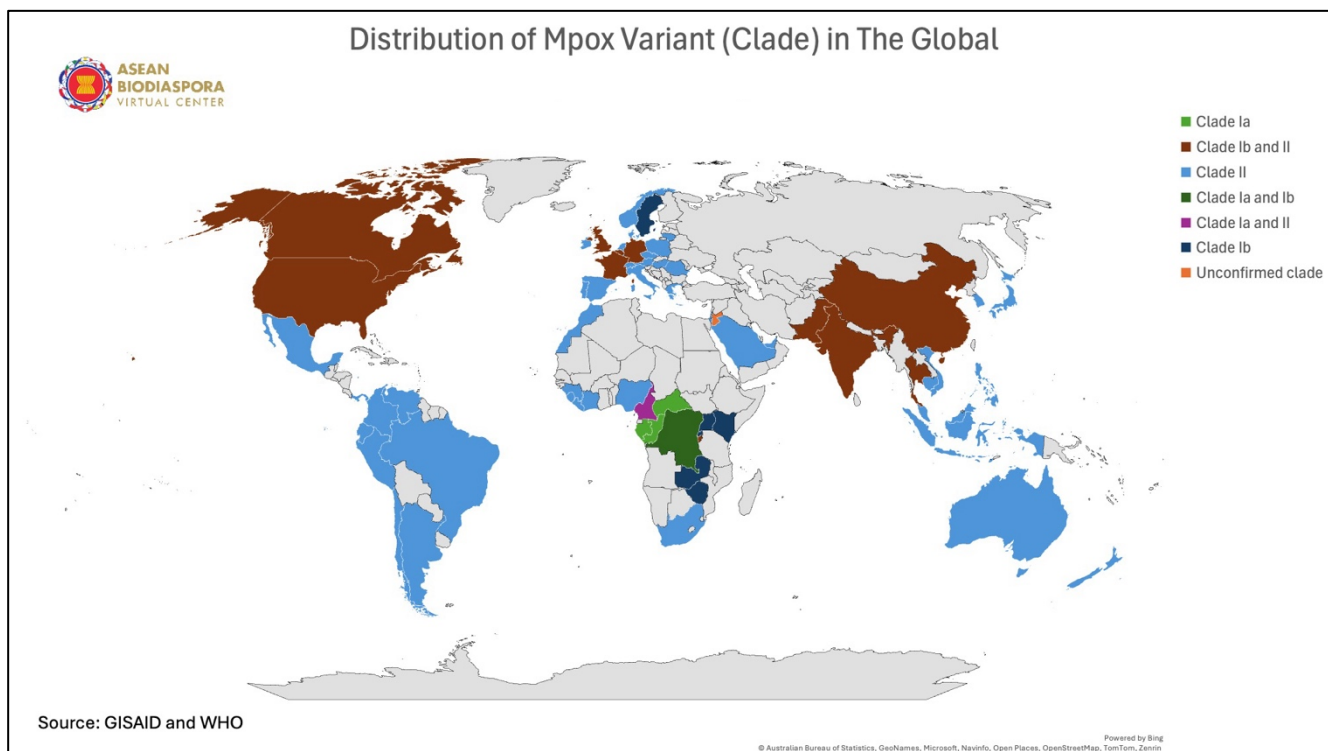


Trend of Mpox Confirmed Cases among ASEAN Member States January 1, 2022 to January 25, 2025

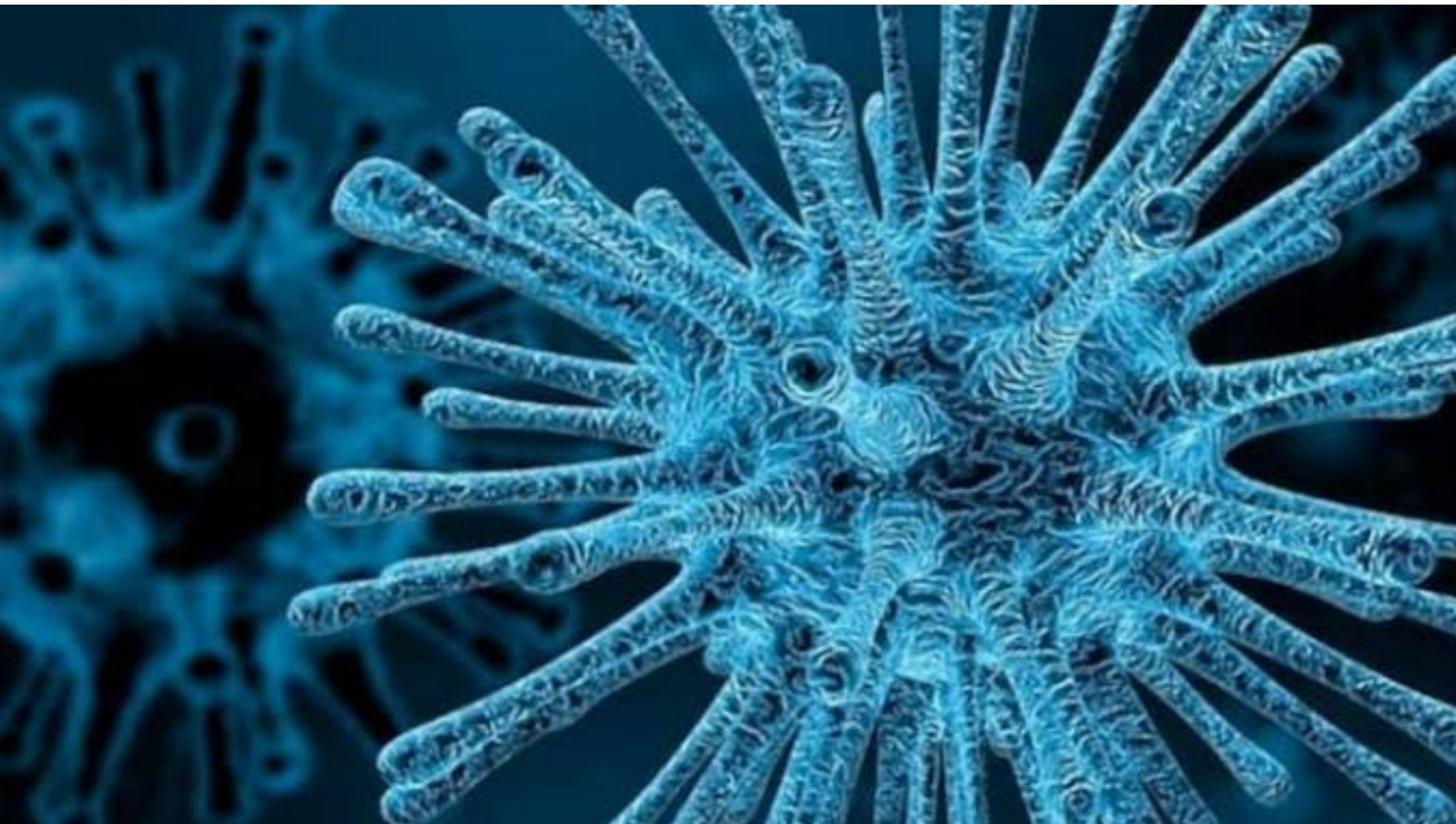
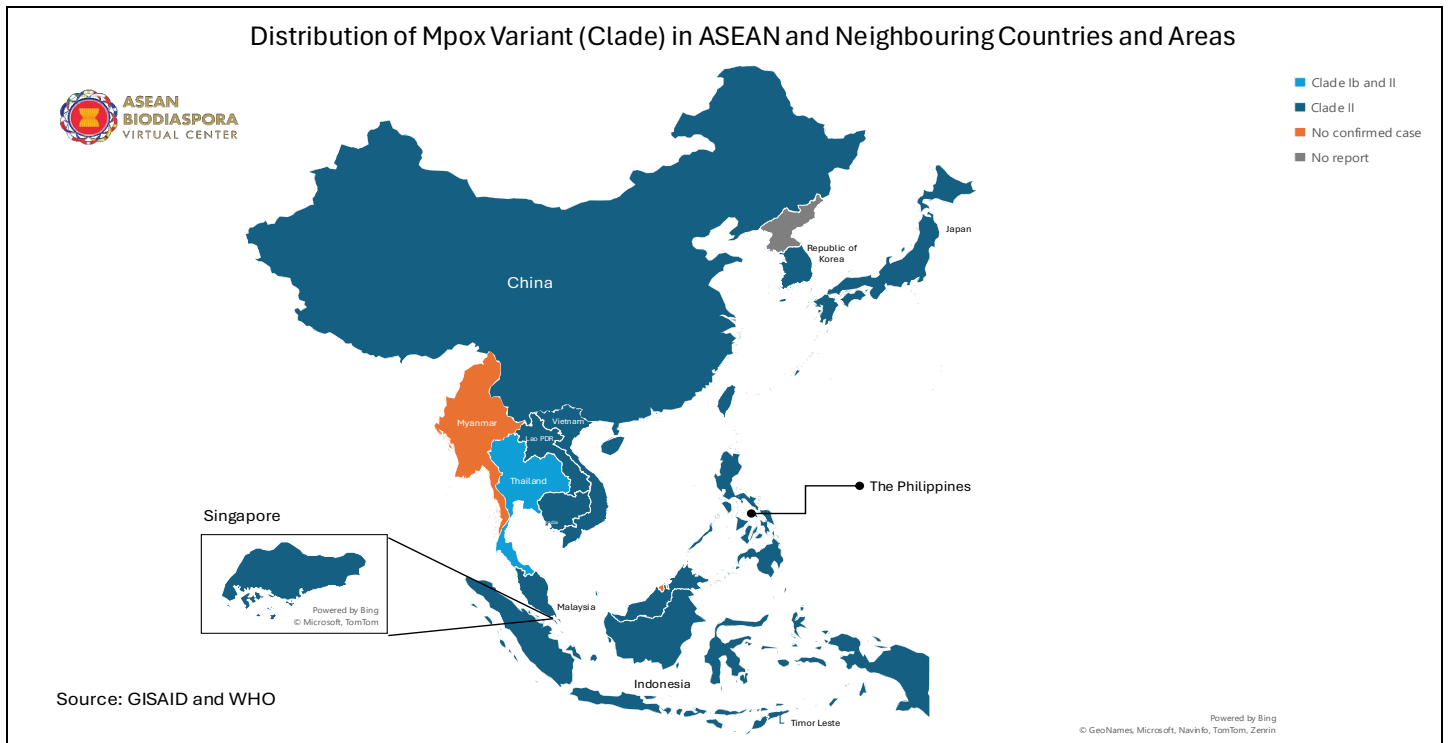


Source: Our World in Data, accessed on January 28, 2025 (<https://ourworldindata.org/monkeypox>)

Distribution of Mpox Variants in The Global As of January 25, 2025



Distribution of Mpox Variants in the ASEAN and Neighbouring Countries and Areas As of January 25, 2025





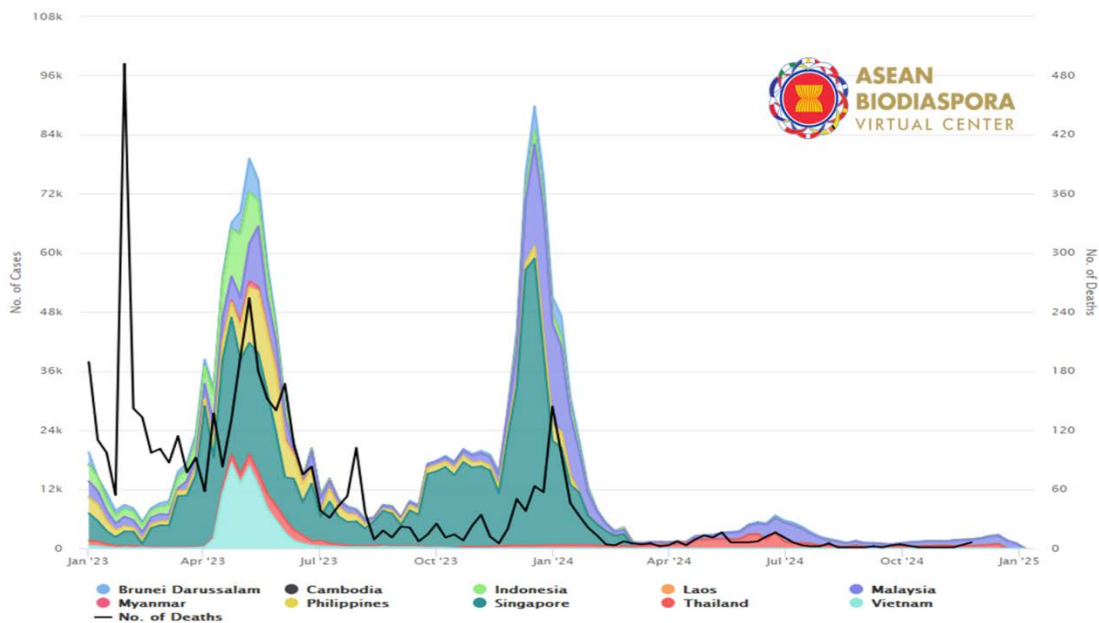
COVID-19

Key Findings

- As of 18 January 2025 (5PM, GMT+7), there were **704,856,891** confirmed cases **worldwide**, including **7,010,829 deaths**. Globally, Case Fatality Rate (CFR) was **1.00%**.
- **37,101,303 total confirmed cases** of COVID-19 have been reported in the **ASEAN Region**.
- The CFR in the **ASEAN Region** was **1.00%**.

ASEAN Weekly COVID-19 Cases and Deaths

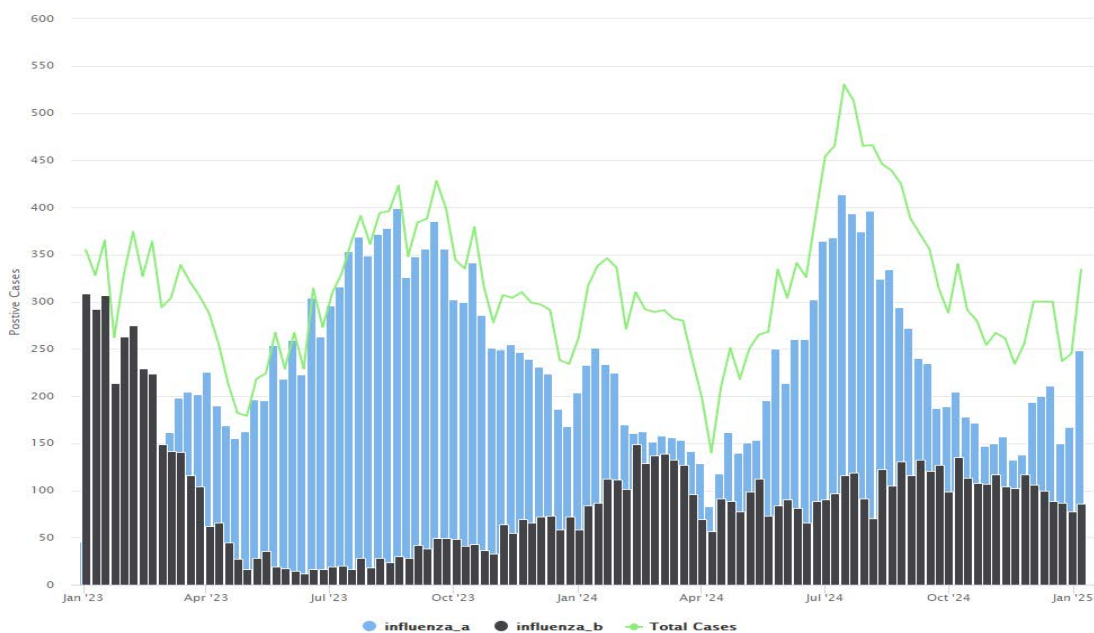
From January 1, 2023 to January 18, 2025



Source: [Singapore Government and the WHO](#), accessed on January 21, 2025

Trends of Influenza Confirmed Cases in the ASEAN region

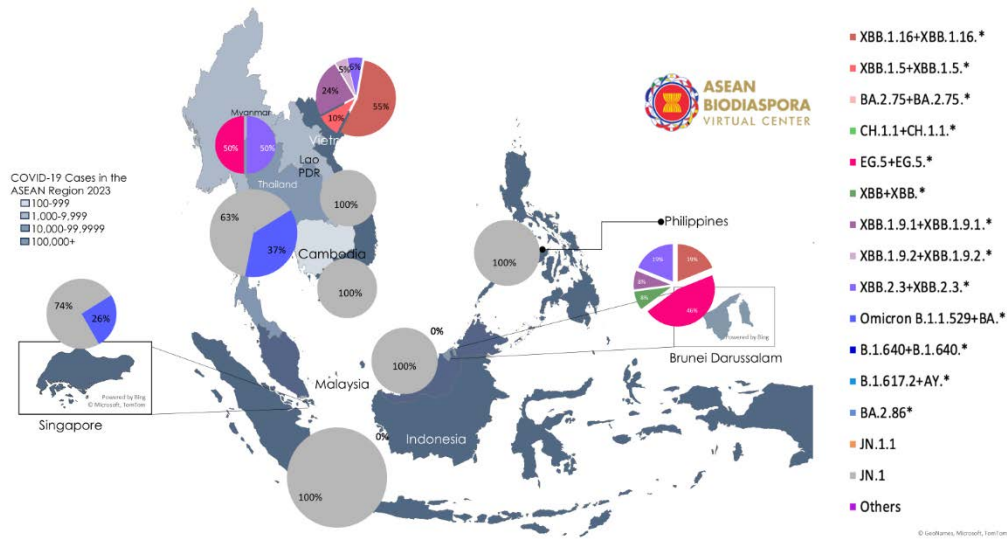
From January 1, 2023 to January 18, 2025



Source: FluNet, accessed on January 21, 2025 (<https://www.who.int/tools/fluNet>)

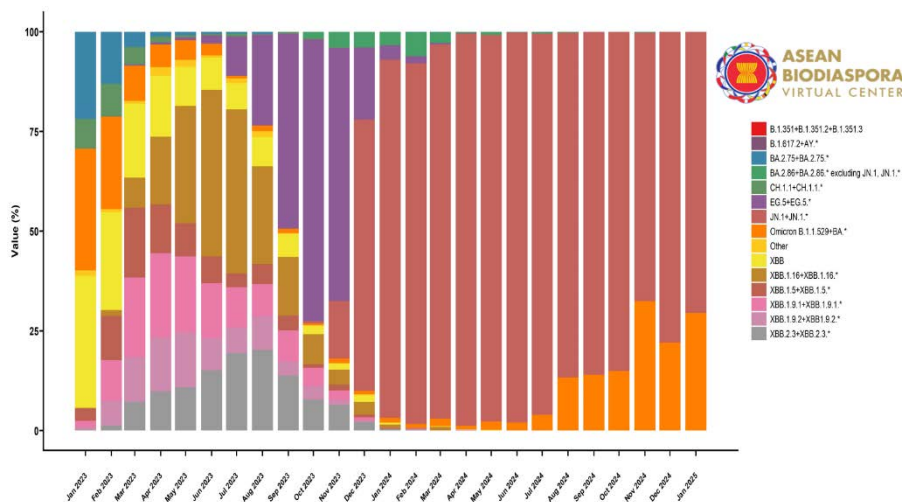


COVID-19 Variants Frequencies Among the ASEAN Member States In January 2025



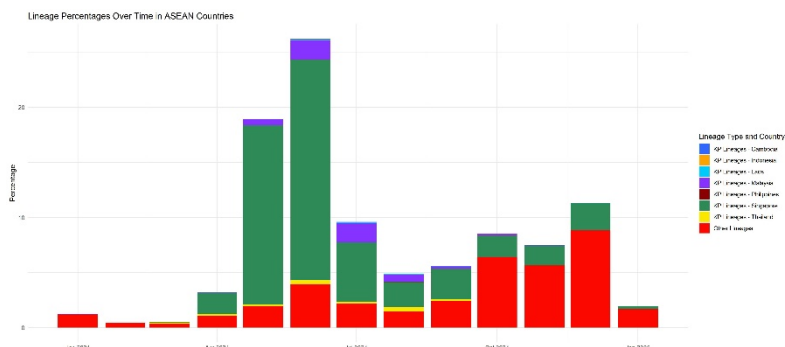
Source: GISAID. "hCoV-19 Variants Dashboard," accessed January 21, 2025, <https://gisaid.org/hcov-19-variants-dashboard/>.

COVID-19 Variants Frequencies in the ASEAN Region From January 2023 to January 2025



Source: GISAID. "hCoV-19 Variants Dashboard," accessed January 21, 2025, <https://gisaid.org/hcov-19-variants-dashboard/>.

COVID-19 "KP" Sub-Variant detected in the ASEAN region From January 2024 to January 2025



Source: GISAID. "hCoV-19 Variants Dashboard," accessed on January 21, 2025 (<https://gisaid.org/hcov-19-variants-dashboard/>)

Zoonosis



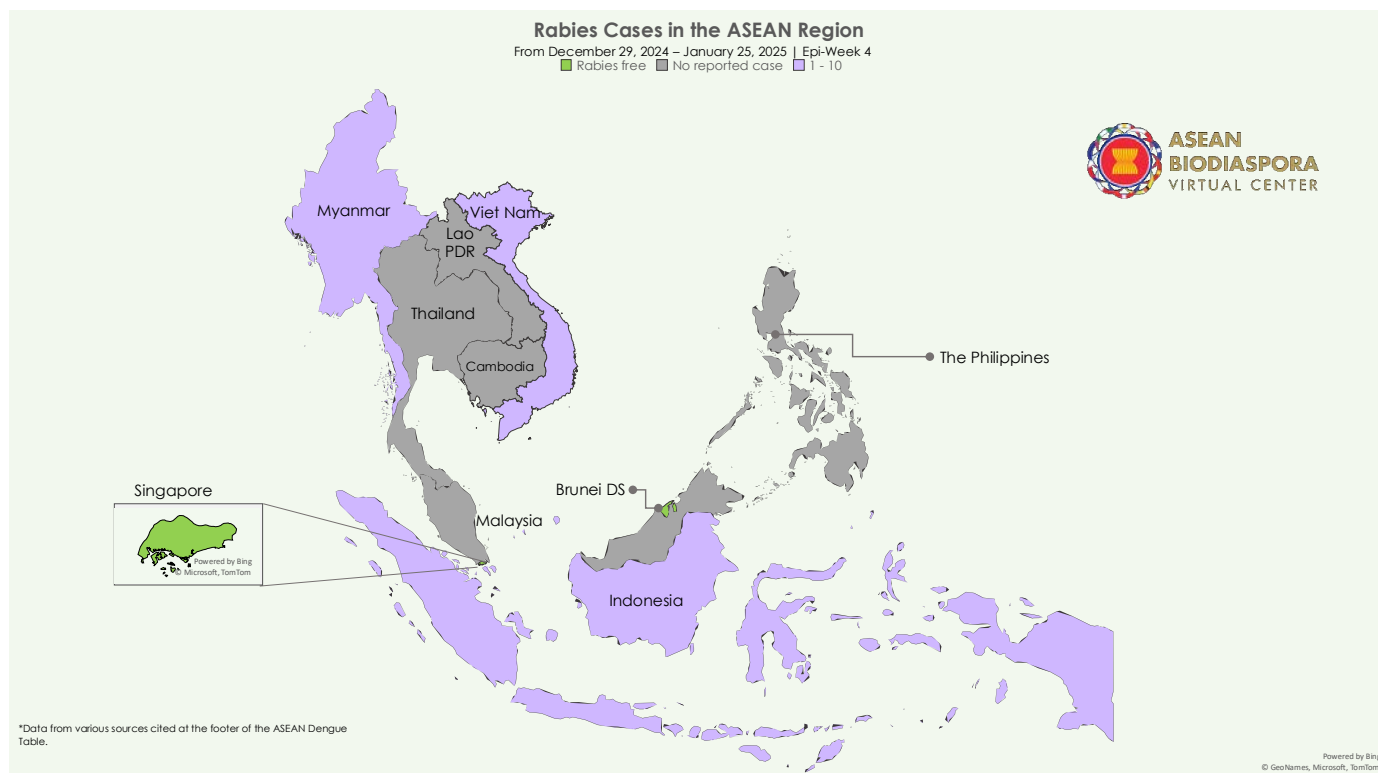
RABIES

Rabies Cases in the ASEAN Region

From December 29, 2024 to January 25, 2025 (Epi-Week 4, 2025)

Key Findings

- The **ASEAN** region reported **one** new rabies cases in Epiweek 4, 2025.
- Up to January 25, 2025, the region reported **eight** total cases with **100%** CFR.



Rabies cases in the ASEAN region

Country	Cumulative Cases in 2024	Cumulative Cases in 2025	New Cases Since Previous Report	Cumulative Deaths	CFR
Brunei Darussalam			Rabies-free country		
Cambodia	-	-	-	-	-
Indonesia¹	102	4	-	4	100%
Lao PDR	-	-	-	-	-
Malaysia²	79	-	-	-	-
Myanmar³	79	3	-	3	100%
Philippines²	354	-	-	-	-
Singapore			Rabies-free country		
Thailand⁴	5	-	-	-	-
Viet Nam²	80	2	1	2	100%
Total	696	9	1	9	100%

Source:

1. Ministry of Health, Republic of Indonesia
2. Bluedot Platform, accessed January 28, 2025 (<https://portal.bluedot.global/>)
3. Department of Public Health, Ministry of Health, Myanmar
4. Bureau of Epidemiology, Department of Disease Control, Ministry of Public Health Thailand, accessed January 28, 2025

Vector-Borne Diseases



DENGUE

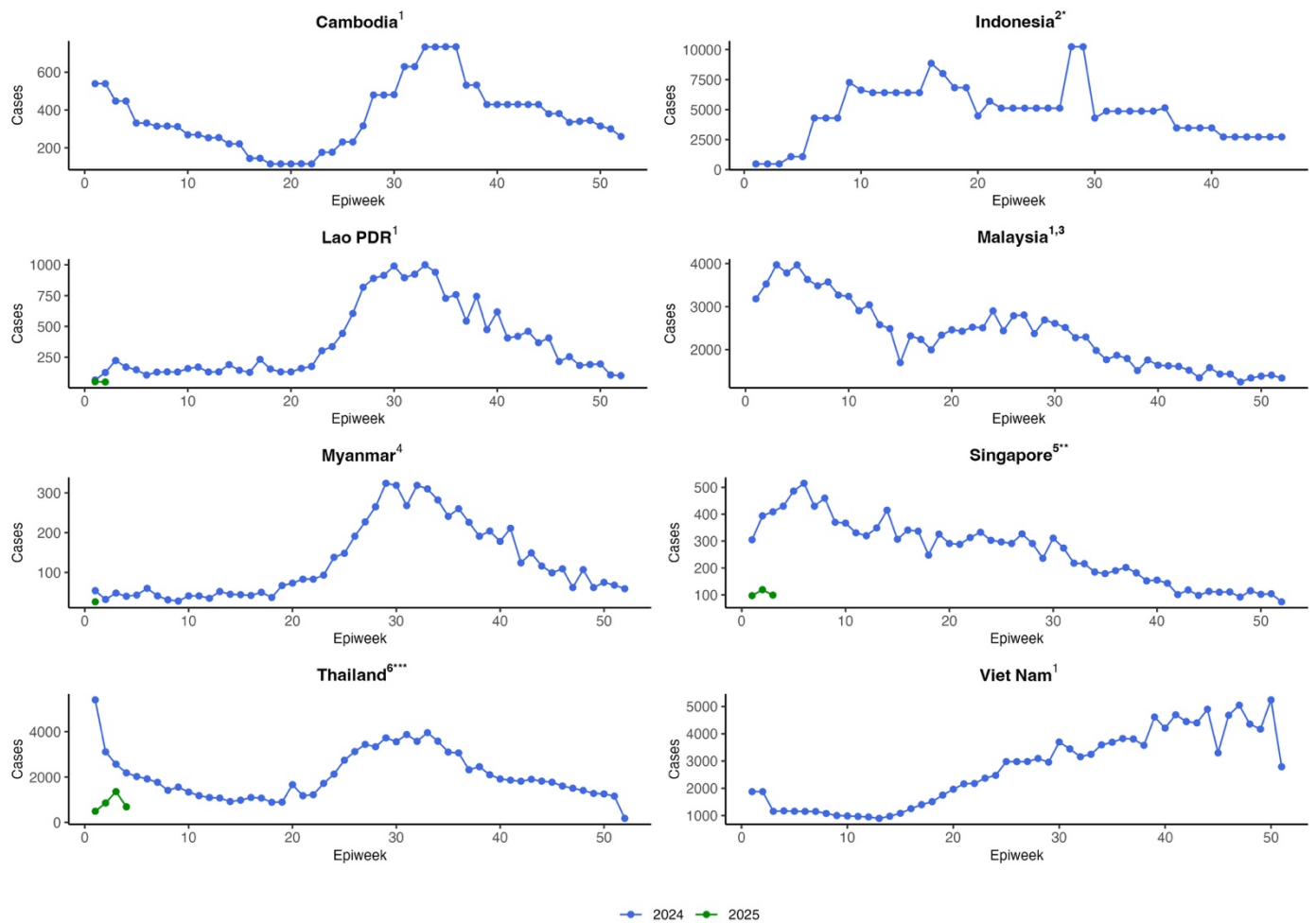
Dengue Cases in the ASEAN Region

From December 29, 2024 to January 25, 2025 (Epi-Week 4, 2025)

Key Findings

- The **ASEAN** region reported **839** new dengue cases in Epiweek 4, 2025.
- Up to January 25, 2025, the region reported **3,839** total cases and **4** total deaths with **0.07%** CFR.
- Most dengue trends in AMS showing peak in the middle of year 2024 (around epiweek 30) and keep decreasing until last 2024. However, Singapore showing decreasing trend since early 2024. Meanwhile, Viet Nam showing increasing trend of dengue cases since early 2024.

Trend of Dengue cases in the ASEAN region, 2024 - 2025



Source:

1. WHO WPRO, "Dengue," World Health Organization, accessed January 28, 2025 (<https://www.who.int/westernpacific/emergencies/surveillance/dengue>).
2. Ministry of Health, Republic of Indonesia
3. Senarai Kenyataan Akhbar Demam Denggi dan Chikungunya, Kementerian Kesihatan Malaysia, accessed January 28, 2024 (https://www.moh.gov.my/index.php/database_stores/store_view/17)
4. Department of Public Health, Ministry of Health, Myanmar
5. Ministry of Health. "Weekly Infectious Disease Bulletin", accessed January 28, 2025. (<https://www.moh.gov.sg/resources-statistics/infectious-disease-statistics/2025/weekly-infectious-diseases-bulletin>)
6. Bureau of Epidemiology, Department of Disease Control, Ministry of Public Health Thailand, accessed January 28, 2025, (https://dvis3.ddc.moph.go.th/t/DDC_CENTER_DOE/views/DDS2/sheet33?%3Aembed=y&%3AisGuestRedirectFromVizportal=y)

- Data were updated and collected from official sources, which may have a 2-8 weeks delay in reporting. Data must be interpreted cautiously.

*Notified dengue cases only includes severe cases Dengue Hemorrhagic fever (DHF) and Dengue Shock Syndrome (DSS)

**Notified dengue cases only includes Dengue Fever (DF) and DHF

***Notified dengue cases include all type of cases DF, DHF, and DSS

MALARIA

Malaria Cases in the ASEAN Region

From December 29, 2024 to January 25, 2025 (Epi-Week 4, 2025)

Key Findings

- The **ASEAN** region reported **7,267** new malaria cases in Epiweek 4, 2025.
- Up to January 25, 2025, the region reported **21,083** total cases and **5** total deaths with **0.02%** CFR.



Malaria cases in the ASEAN region

Country	Epi-Week Reported	Cumulative Cases	New Cases Since Last Week	Cumulative Deaths	CFR
Brunei Darussalam	-	-	-	-	-
Cambodia¹	Week 4	1	1	0	0.00%
Indonesia²	Week 4	18,486	7,131	5	0.03%
Lao PDR³	Week 4	215	72	0	0.00%
Malaysia	-	-	-	-	-
Myanmar⁴	Week 2	2,218	-	-	0.00%
Philippines	-	-	-	-	-
Singapore⁵	Week 3	6	3	0	0.00%
Thailand⁶	Week 4	157	61	0	0.00%
Viet Nam	-	-	-	-	-
Total		21,083	7,267	5	0.02%

Source:

1. Cambodia National Malaria Center, accessed January 28, 2025 (<https://mis.cnm.gov.kh/Dashboard>)
2. Malaria Cases in Indonesia, accessed January 28, 2025 (<https://malaria.kemkes.go.id/case>)
3. Centre of Information and Education for Health, Ministry of Health Lao PDR, accessed January 28, 2025 (<https://www.facebook.com/CCEH.MoH.Lao/>)
4. Department of Public Health, Ministry of Health, Myanmar
5. Ministry of Health Singapore, accessed January 28, 2025 (<https://www.moh.gov.sg/resources-statistics/infectious-disease-statistics/2025/weekly-infectious-diseases-bulletin>)
6. Bureau of Epidemiology, Department of Disease Control, Ministry of Public Health Thailand, accessed January 28, 2025 (https://dvis3.ddc.moph.go.th/t/DC_CENTER_DOE/views/DDS2/sheet33?%3Aembed=y&%3AisGuestRedirectFromVizportal=y)

A close-up photograph of a person wearing a white lab coat, carefully drawing liquid from a small glass vial into a syringe. The person's hands are the central focus, with the syringe held vertically. The background is a soft, out-of-focus light blue. The text 'Vaccine-Preventable Diseases' is overlaid in large, white, bold font on the left side of the image.

Vaccine- Preventable Diseases

MEASLES

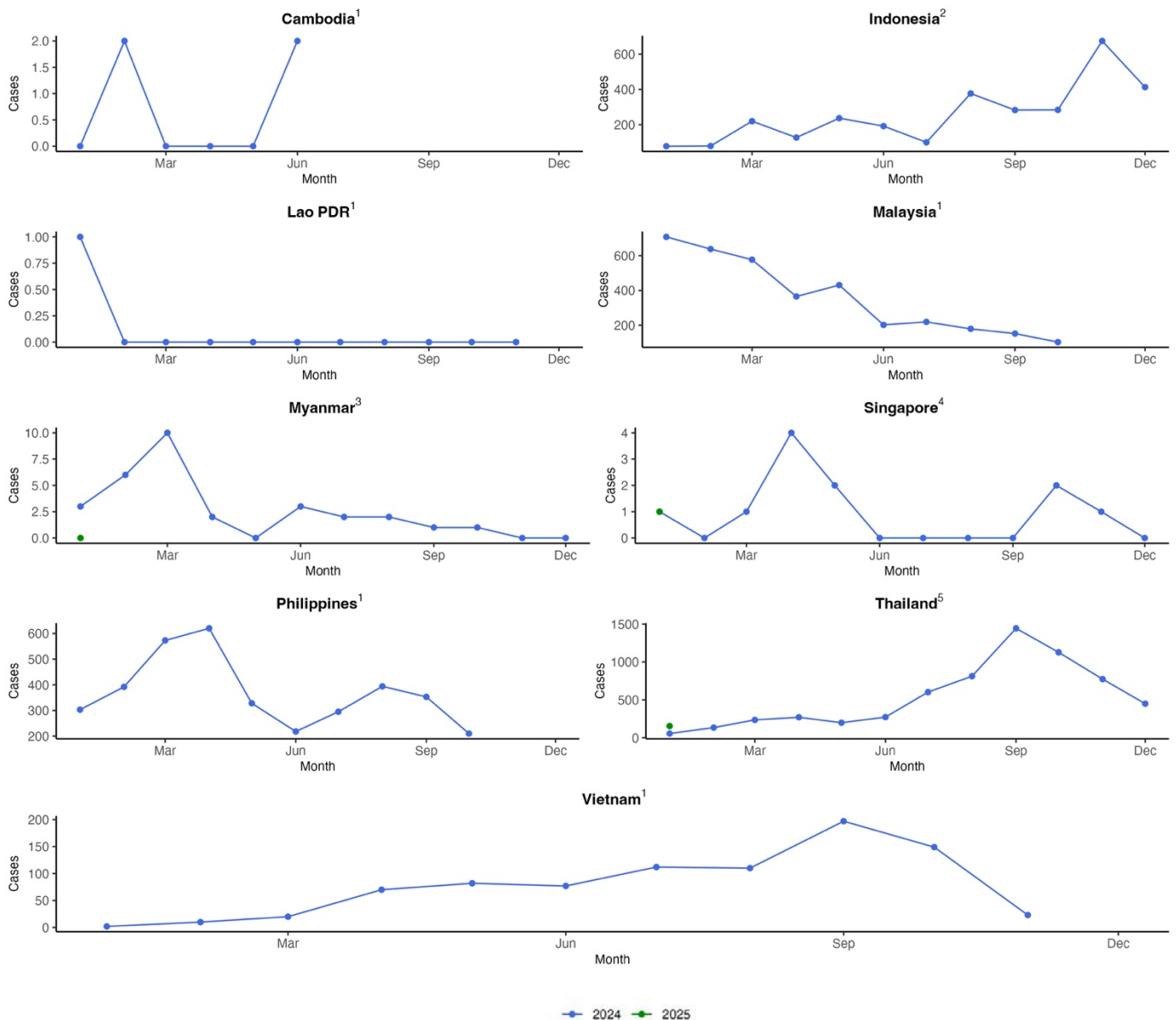
Measles Cases in the ASEAN Region

From December 29, 2024 to January 25, 2025 (Epi-Week 4, 2025)

Key Findings

- The **ASEAN** region reported **26** new measles cases in Epiweek 4, 2025.
- Up to January 25, 2025, the region reported **155** total cases with **0%** CFR.

Trend of Measles cases in the ASEAN region, 2024 - 2025



Source:

1. Provisional Measles and Rubella Data, World Health Organization, accessed January 28, 2025 (<https://immunizationdata.who.int/global?topic=Provisional-measles-and-rubella-data&location=>)
2. Directorate Surveillance and Health Quarantine, Ministry of Health, Indonesia
3. Department of Public Health, Ministry of Health, Myanmar
4. Ministry of Health Singapore, accessed January 28, 2025 (<https://www.moh.gov.sg/resources-statistics/infectious-disease-statistics/2023/weekly-infectious-diseases-bulletin>)
5. Bureau of Epidemiology, Department of Disease Control, Ministry of Public Health Thailand, accessed December 28, 2024 (<http://doe.moph.go.th/surdata/index.php>)



**ASEAN
BIODIASPORA
VIRTUAL CENTER**

Report generated by
**ASEAN Biodiaspora Virtual Center
(ABVC) in collaboration with Bluedot Inc.**
*Email: support@biodiaspora.org
Facebook: [ASEANBiodiaspora](#)
Instagram: [ASEANBiodiaspora](#)*