



**ASEAN
BIODIASPORA
VIRTUAL CENTER**

Weekly Situation Report in the ASEAN Region

—— COVID-19 and Mpox

September 28, 2023 | WSR 2023-13



ASSOCIATION
OF SOUTHEAST
ASIAN NATIONS



ASEAN
BIODIASPORA
VIRTUAL CENTER



MINISTRY OF HEALTH
REPUBLIC OF INDONESIA

GLOBAL PARTNERS



In partnership with
Canada



**World Health
Organization**



Korea Disease Control and
Prevention Agency



bluedot



Editorial

CONSULTANTS

ASEAN SECRETARIAT

Assistant Director and Head of Health Division
Human Development Directorate
Ferdinal Fernando, MDM, MD

Programme Coordinator for Mitigation for Biological Threats (MBT) Phase 2
Michael Glen, MSSc

EDITORIAL TEAM

Editor-in-Chief
Abdurrahman, MPH

Managing Editor
Gian Rei Mangcucang, MIH, EMT-B, RN

Associate Editors
Aldilas Achmad Nursetyo, MSc, MD
Abdul Haris Ibrahim, MHI

Copy Editor
Nur Ismi Hamid

Technical Support Team
Socorro Lupisan, MSc, MD
Pebbles Grayle Tamayo
John Rey Pablo

Interns
Nailul Rizka Novianti
Divva Kaamila
Natasha Alicia Putri

PUBLISHER

ASEAN Biodiaspora Virtual Center

EDITORIAL ADDRESS

ASEAN Biodiaspora Virtual Center, 2/F Ministry of Health, Jl. H.R. Rasuna Said, Blok X5, Kav. 4-9, Jakarta Selatan, Jakarta, Indonesia

E-mail: support@biodiaspora.org
Weekly Issue





Table of Contents

COVID-19	1
Highlights and Situation Overview	2
Global Updates	2
Regional Updates	2
ASEAN Travel Advisories	3
COVID-19 Cases and Deaths Table	4
COVID-19 Cases in ASEAN Region Table	4
Epidemic Curve Among ASEAN Countries	5
ASEAN Weekly New Cases and Deaths	6
COVID-19 Variants Frequencies Among ASEAN Countries	7
COVID-19 Variants Frequencies in the ASEAN Region	8
Vaccination Status in ASEAN	9
Mpox	10
Map of Mpox Cases Globally	11
Mpox Daily Trend Globally	12
Highlights and Situation Overview	13
Mpox Cases in ASEAN Region Table	13
Mpox Cases in Asia-Pacific Region Table	13
Top 5 Countries with Most Mpox Cases Globally	13
Mpox Cases per Region	14
Global Updates	14
Regional Updates	14
References	15

COVID-19



**ASEAN
BIODIASPORA
VIRTUAL CENTER**



COVID-19: Highlights and Situation Overview

Global Updates

- **Worldwide**, over 695 million cases and over 6 million deaths have been attributed to COVID-19.
- **The Netherlands**: Report for the week of September 18 to 24, 2023, indicates a notable 14% increase in the national average viral load, as determined by sewage surveillance, compared to the previous week (National Institute for Public Health and the Environment Ministry of Health, Welfare and Sport, 2023). During the same period, the Infection Radar survey reported a slight uptick in the percentage of participants exhibiting possible COVID-19 symptoms, rising from 3.0% to 3.2% when contrasted with the preceding week. Furthermore, there was a modest 9% rise in the daily average hospital admissions of patients with SARS-CoV-2. Since July, a consistent upward trend has been evident across multiple COVID-19 metrics, encompassing viral load in sewage, the proportion of Infection Radar survey participants with relevant symptoms or positive test results, and hospital admissions. These findings underscore the ongoing dynamics of the COVID-19 situation. [\[Full article\]](#)
- **Azerbaijan**: On September 25, it was reported by the Task Force under the Cabinet of Ministers that Azerbaijan observed 229 fresh instances of COVID-19 infections during the period from September 18 to 24 (Azertag, 2023). In a positive development, 132 patients successfully recuperated during the same timeframe. The cumulative total of confirmed coronavirus cases in Azerbaijan has now reached 832,809, with 822,263 individuals having fully recovered from the virus, while 10,321 unfortunate fatalities have been recorded. Presently, 19 individuals are actively receiving treatment for the illness. [\[Full article\]](#)
- **Canada**: An increase in COVID-19 cases has been observed in Quebec, accompanied by updated insights into the virus's current behavior and recommended management strategies (CTV News, 2023). Mutsumi Takahashi recently conducted an interview with Dr. Donald Vinh, an infectious diseases expert at the MUHC, to discuss the current state of COVID-19 and provide insights into what can be anticipated in the forthcoming months. In the first week of September, There were 127,000 confirmed cases of COVID. And during that time, there were also about 560,000 people who self-reported viral respiratory symptoms, but who didn't get tested. [\[Full article\]](#)
- **USA**: On 21 September, Hampden County at Massachusetts State saw 223 confirmed COVID cases that week (Nampath, 2023). In its weekly update last Thursday, the state Department of Public Health disclosed a total of 2,700 new cases across the state. This surge in COVID-19 cases has led hospitals such as Baystate Health to revise their visitor policies, now mandating masks for visitors. [\[Full article\]](#)

Regional Updates

- **Myanmar**: On September 27, 2023, the Ministry announced 2 new cases of COVID-19 following the testing of 4,252 people within 24 hours (Myanmaritv, 2023). This represents 0.05% of the total infections, and no fatalities related to the illness have been reported as of the time of this update. [\[Full article\]](#)



ASEAN Travel Advisories (new update/s) as of 28 September 2023

ASEAN Country	Published	Foreign travelers allowed	COVID-19 vaccination requirement	Required COVID-19 testing for fully vaccinated	Required COVID-19 testing for NOT fully vaccinated	Quarantine upon arrival	Health insurance requirement	Arrival health declaration/ registration/ documents
Brunei Darussalam	December 1, 2022	Yes	No	No	No	No	No	No
Cambodia	October 6, 2022	Yes	No	No	No	No	No	No
Indonesia	June 10, 2023	Yes	No	No	No	No	No	No
Laos	December 29, 2022	Yes	No	No	No	No	No	No
Malaysia	August 2, 2022	Yes	No	No	No	No	No	No
Myanmar	September 5, 2023	Yes	No	Passengers are subject to medical screening and could be subject to a test upon arrival.	No	No	Printed medical insurance except nationals.	COVID-19 Myanmar Declaration upon arrival. Passengers must present a Health Form
Philippines	July 25, 2023	Yes	No	No	No	No	No	No
Singapore	February 13, 2023	Yes	No	No	No	No	No	No
Thailand	March 1, 2023	Yes	No	No	No	No	No	No
Vietnam	May 16, 2022	Yes	No	No	No	No	No	No

- Reference: [IATA Travel Centre](#)



Cases and Deaths as of 28 September 2023

- As of 28 September 2023 (5PM, GMT+7), worldwide, there were **695,873,553** confirmed cases, including **6,920,677** deaths. Globally, Case Fatality Rate (CFR) was **1.0%**.
- 36,386,123 total confirmed cases** of COVID-19 have been reported in the **ASEAN Region**.
- The Case Fatality Rate in the **ASEAN Region** was **1.01%**.

COVID-19 cases in ASEAN region

REGION	COUNTRY	FIRST CONFIRMED CASES	LATEST REPORT ON CONFIRMED	CUMULATIVE CASES	CUMULATIVE CASES IN 2023	NEW CASES SINCE LAST REPORT	CUMULATIVE DEATHS	NEW DEATHS SINCE LAST REPORT	CUMULATIVE CASES/ 100,000	CUMULATIVE VACCINATED	CUMULATIVE FULLY VACCINATED	CUMULATIVE BOOSTED	FULLY VACCINATED PER 100
ASEAN REGION	Brunei Darussalam	10-Mar-20	28-Aug-23	311,020	49,580	498	225	-	66,180	451,032	446,630	340,379	95.0
	Cambodia	27-Jan-20	18-Sep-23	138,941	503	1	3,056	-	793	15,301,258	14,674,372	10,716,594	83.8
	Indonesia	02-Mar-20	20-Sep-23	6,813,429	101,731	-	161,918	-	2,518	203,877,399	174,956,669	69,347,191	64.7
	Lao PDR	24-Mar-20	28-Sep-23	218,868	1,282	7	758	-	2,889	6,324,678	5,691,962	2,451,034	75.1
	Malaysia	25-Jan-20	28-Sep-23	5,125,209	105,809	-	37,172	1	15,664	28,103,503	27,511,075	16,239,413	84.1
	Myanmar	23-Mar-20	19-Sep-23	641,288	7,713	-	19,495	-	1,137	40,354,937	35,196,377	13,903,599	62.4
	Philippines	30-Jan-20	13-Sep-23	4,174,101	116,472	-	66,643	-	3,824	82,684,774	79,164,840	24,178,325	72.5
	Singapore	23-Jan-20	25-Sep-23	2,594,809	408,135	14,843	1,883	-	44,431	5,282,162	5,246,481	4,769,799	89.8
	Thailand	13-Jan-20	25-Sep-23	4,757,283	38,375	234	34,474	3	6,798	57,671,792	54,186,166	27,400,587	77.4
	Vietnam	23-Jan-20	21-Sep-23	11,623,667	100,300	154	43,206	-	11,358	90,270,583	85,958,364	57,958,886	84.0
ASEAN COUNTRIES				36,398,591	929,895	15,737	368,830	4	155,593	530,322,118	483,032,936	227,305,807	71.07

REGION	TOTAL CONFIRMED CASES	NEW CASES	TOTAL DEATHS	NEW DEATHS
ASIA	235,414,187	70	1,580,226	
AFRICA	12,838,422	-	258,830	-
AMERICAS	197,431,250	-	3,008,189	-
EUROPE	250,189,694	1,020	2,073,432	2
TOTAL	695,873,553	1,090	6,920,677	3

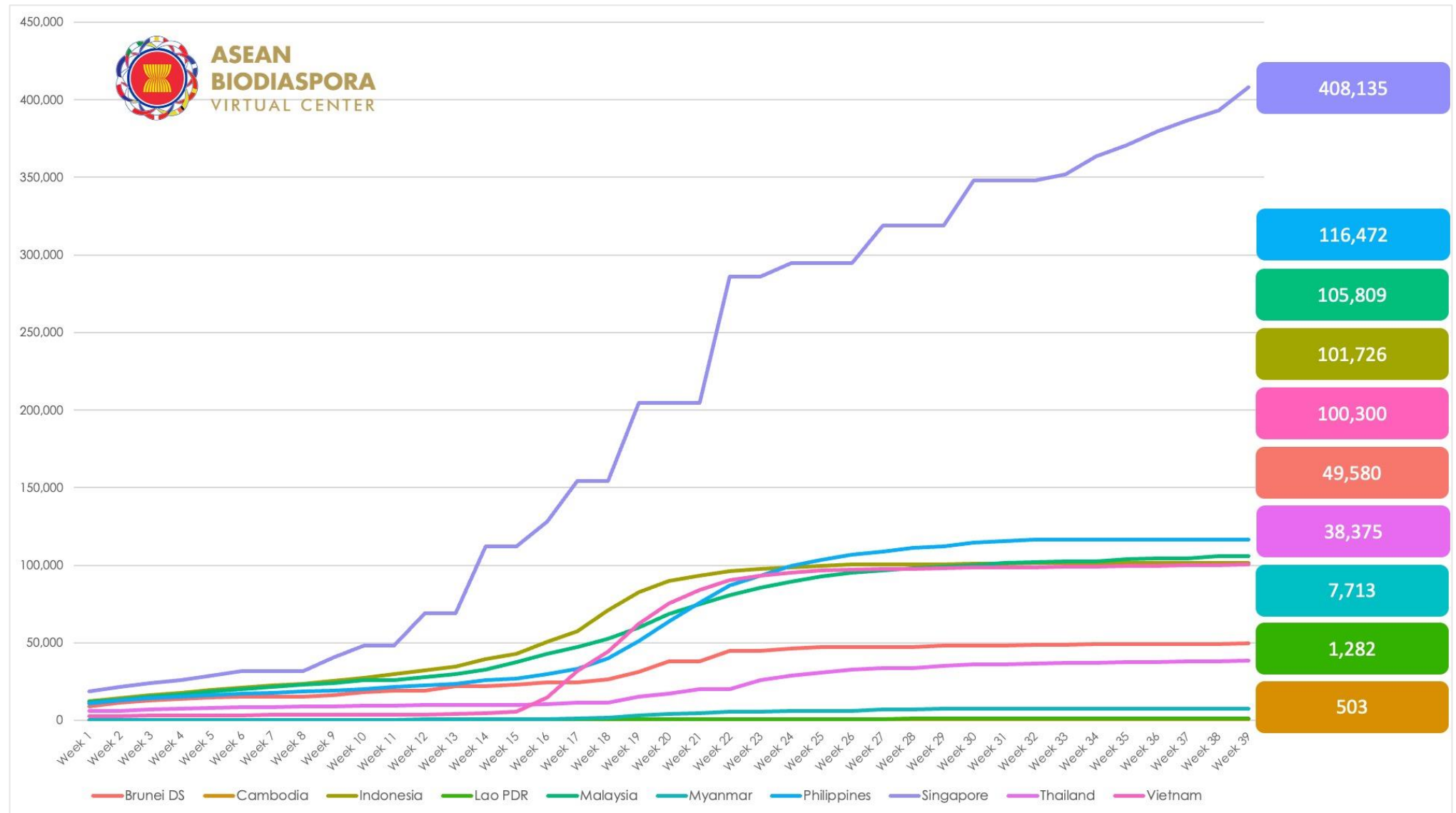
**Data References: [Singapore Government](#), [Worldometer](#), and the [WHO](#)



COVID-19 Epidemic Curve Among ASEAN Countries

From January 1 to September 28, 2023

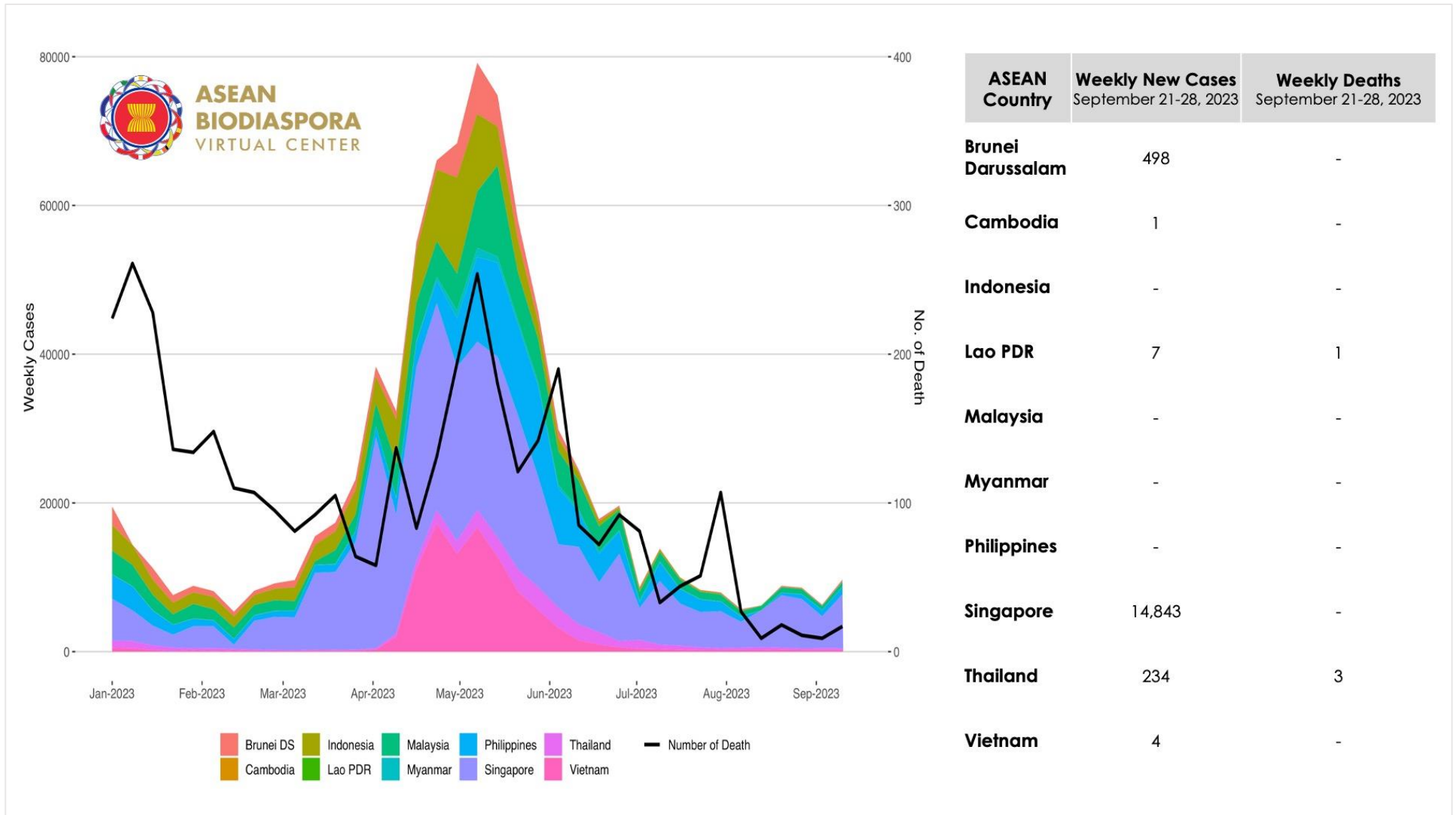
*Weeks based on ABVC reporting schedule for COVID-19





ASEAN Weekly COVID-19 New Cases and Deaths

From January 1, 2023 to September 28, 2023

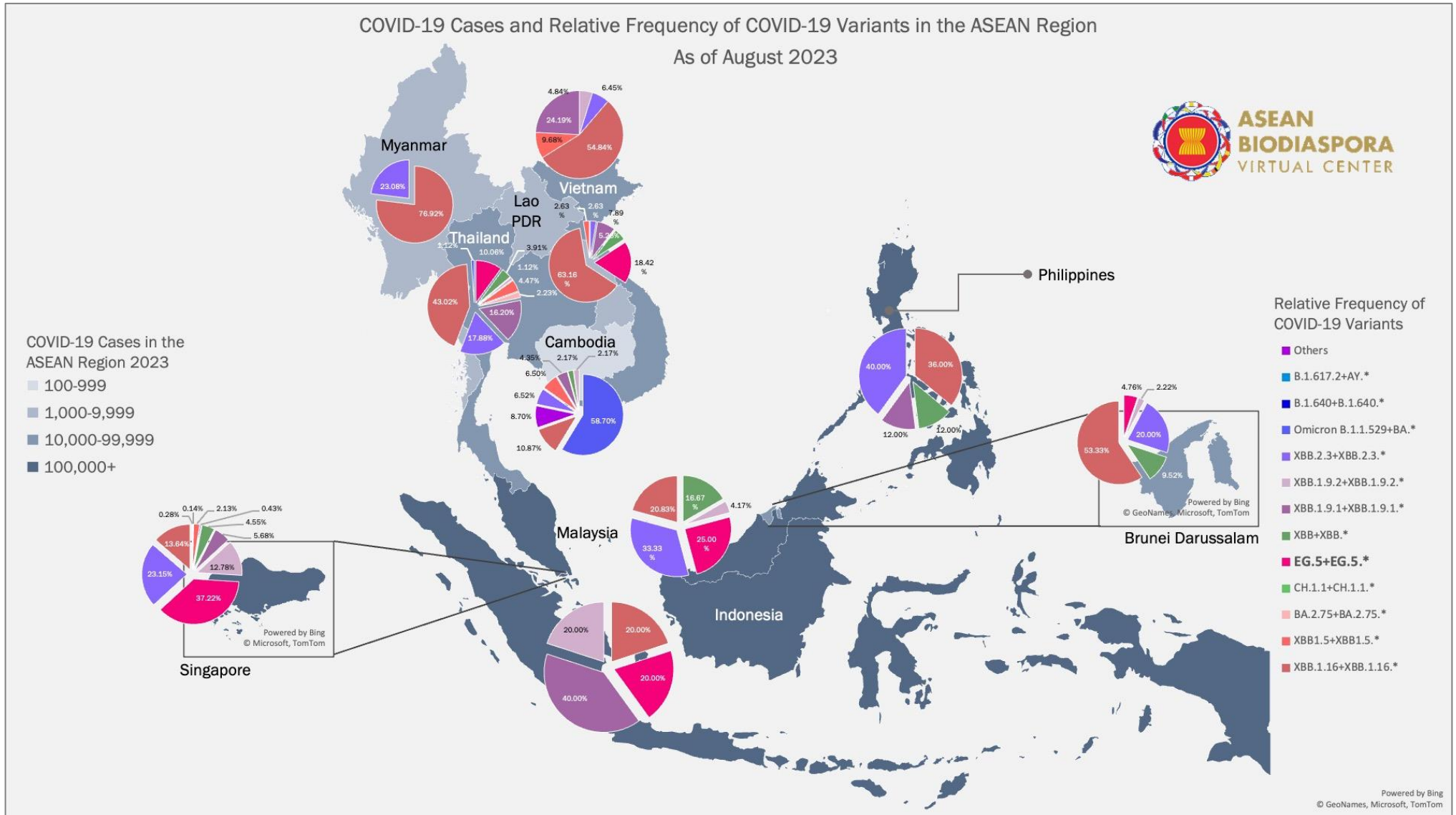


**Data References: [Singapore Government](#), [Worldometer](#), and the [WHO](#)



COVID-19 Variants Frequencies Among ASEAN Countries

As of August 2023

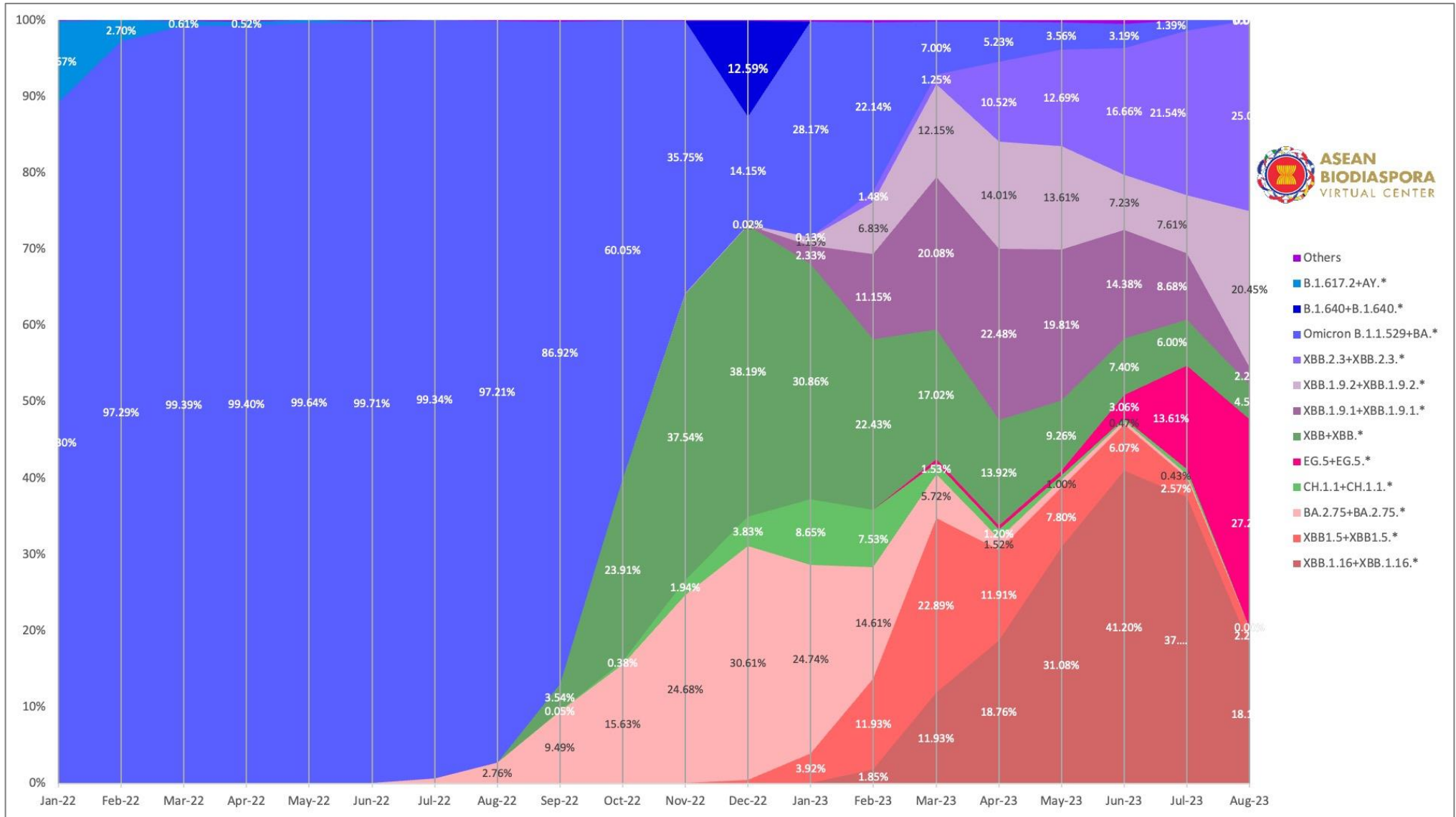


GISAID. "hCoV-19 Variants Dashboard," accessed September 28, 2023, <https://gisaid.org/hcov-19-variants-dashboard/>.



COVID-19 Variants Frequencies in the ASEAN Region

From January to August 2023

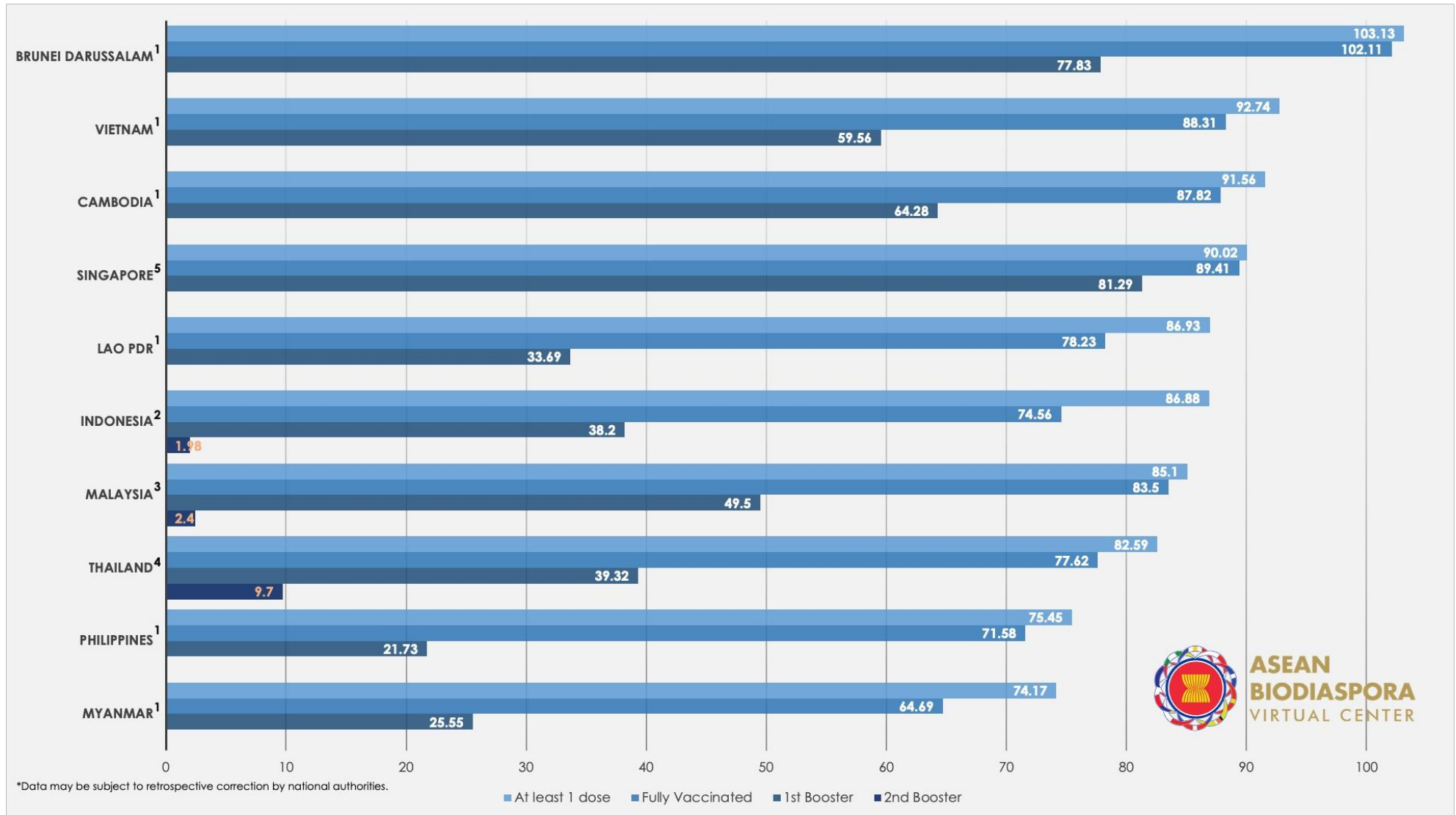


GISAID. "hCoV-19 Variants Dashboard," accessed September 28, 2023, <https://gisaid.org/hcov-19-variants-dashboard/>.



ASEAN COVID-19 Vaccination Status

as of 28 September 2023



1. World Health Organization, Coronavirus (COVID-19) Dashboard, accessed September 28, 2023 <https://covid19.who.int/>
 2. Ministry of Health Indonesia, "Vaccine Dashboard, September 28, 2023, <https://vaksin.kemkes.go.id/#/vaccines>
 3. Ministry of Health Malaysia, COVID-19 vaccination, accessed September 28, 2023, <https://data.moh.gov.my/covid-vaccination>
 4. Ministry of Public Health Thailand, COVID-19 Vaccination Infographic, accessed September 28, 2023, <https://dashboard-vaccine.moph.go.th/>
 5. Singapore Government Open Data, accessed September 28, 2023, <https://data.gov.sg/dataset/covid-19-stats>

Dominique Faget/AFP/Getty Images

MPOX

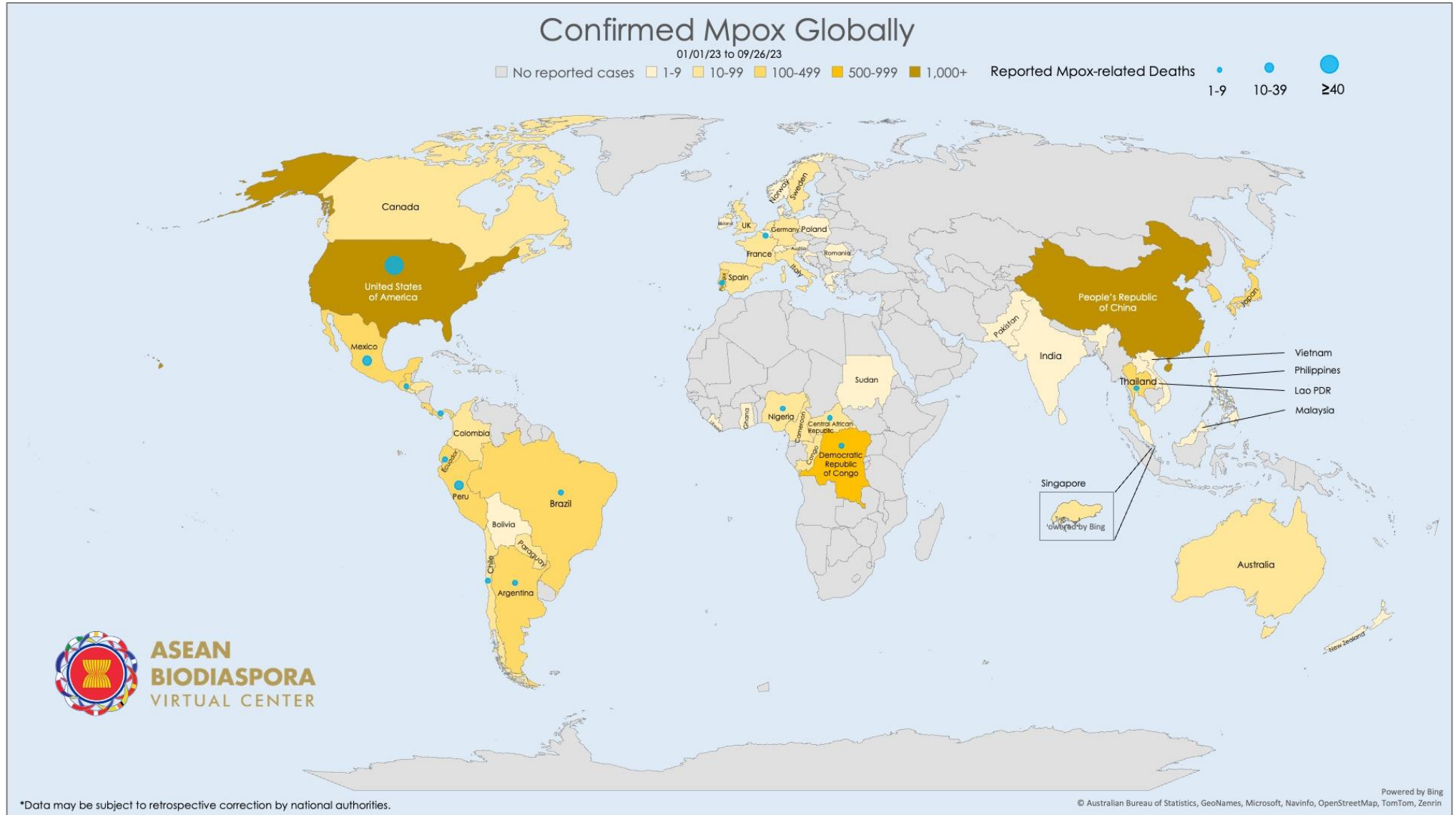


**ASEAN
BIODIASPORA
VIRTUAL CENTER**



Mpox Cases Reported Globally

January 1 – September 26, 2023

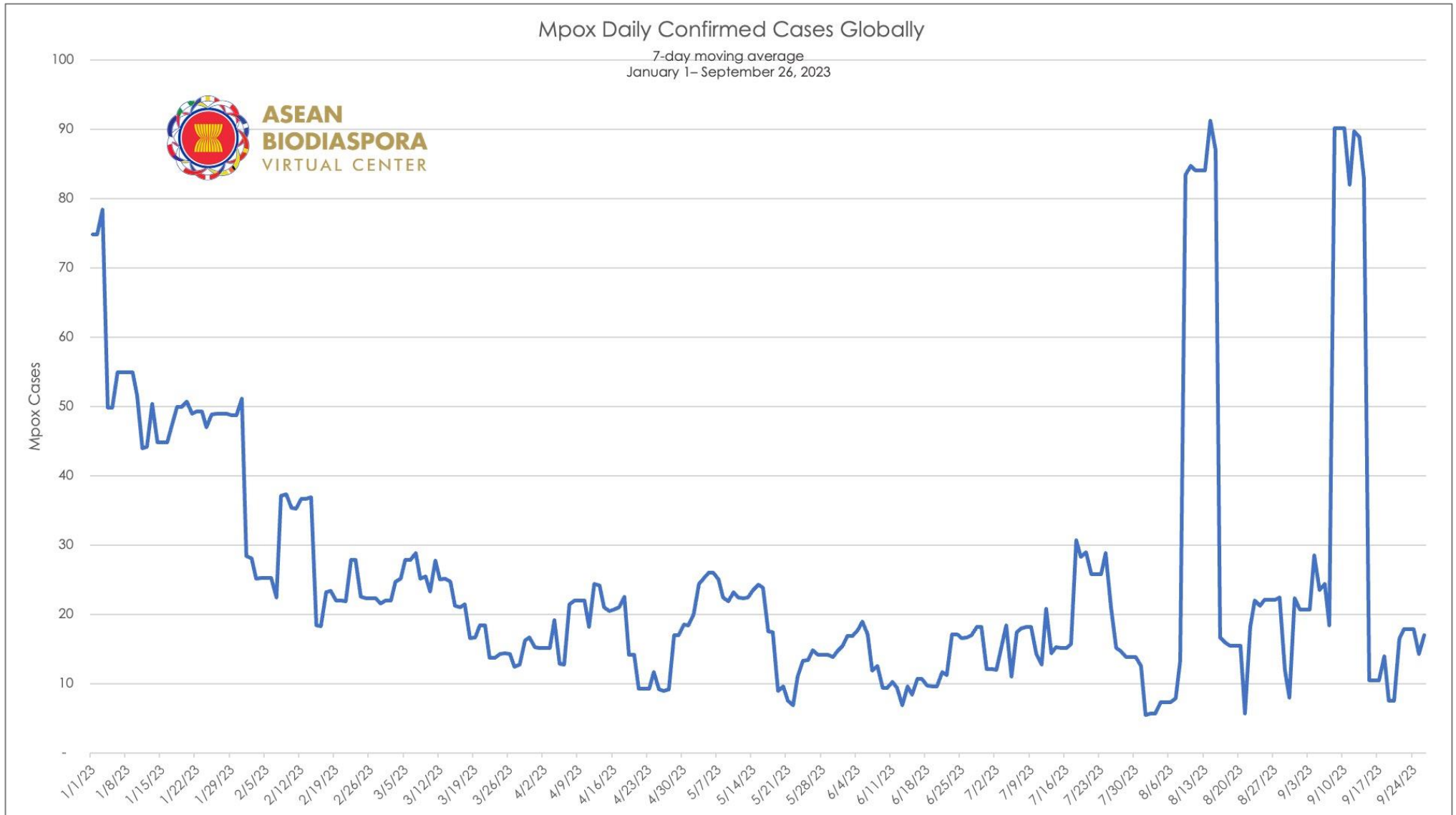


World Health Organization. "2022-23 Mpox (Monkeypox Outbreak Global Trends," accessed September 26, 2023, https://worldhealthorg.shinyapps.io/mpx_global/.



Mpox Daily Trend Globally

January 1 – September 26, 2023



Edouard Mathieu et al., "Mpox (Monkeypox)," Our World in Data, accessed September 26, 2023, <https://ourworldindata.org/monkeypox>.



Mpox: Highlights and Situation Overview

- From 01 January to 26 September 2023, there were **6,505** confirmed cases worldwide in 2023, including **83** deaths. Globally, the Case Fatality Rate (CFR) was **1.28%**.
- **403 confirmed cases** including **1 death** in the ASEAN region in 2023, with a CFR of **0.25%**.
- **6,102 confirmed cases** of mpox have been reported in other **5 regions** in 2023 (other than the ASEAN region):

Mpox cases in the ASEAN region (Jan. 1 to Sep. 26, 2023)

Country	Cumulative Cases 2023	New Cases Since Previous Report	Cumulative Deaths	Case Fatality Rate (CFR)
Malaysia	2	-	-	0.00%
Philippines	1	-	-	0.00%
Singapore	10	3	-	0.00%
Thailand	387	74	1	0.26%
Vietnam	2	1	-	0.00%
ASEAN Total	403	78	1	0.25%

Mpox cases in the Asia-Pacific region (Jan. 1 to Sep. 26, 2023)

Country/Territory	Cumulative Cases 2023	New Cases Since Previous Report	Cumulative Deaths	Case Fatality Rate (CFR)
Australia	12	1	-	0.00%
India	2	-	-	0.00%
Japan	196	8	-	0.00%
Nepal	1	-	-	0.00%
New Zealand	2	1	-	0.00%
People's Republic of China*	1,144	5	-	0.00%
Republic of China*	333	26	-	0.00%
Republic of Korea*	137	-	-	0.00%
Sri Lanka	2	-	-	0.00%
Asia Pacific Total	1,828	41	0	0.00%

*People's Republic of China – China, Hong Kong (SAR), and Macao (SAR); Republic of China – Taiwan, Republic of Korea – South Korea

Top 5 countries with the most mpox cases globally (Jan. 1 to Sep. 26, 2023)

Country	Cumulative Cases 2023	New Cases Since Previous Report	Cumulative Deaths	Case Fatality Rate (CFR)
People's Republic of China	1,144	5	0	0.00%
United States of America	1,033	26	30	2.90%
Democratic Republic of Congo	610	0	2	0.33%
Brazil	456	0	2	0.44%
Mexico	425	1	26	6.12%



Mpox cases per region

REGION	CUMULATIVE CONFIRMED CASES (JAN. 1 – SEP. 26, 2023)	NEW CASES SINCE THE PREVIOUS REPORT	CUMULATIVE DEATHS	CASE FATALITY RATE
AFRICA	756	5	5	0.66%
AMERICAS	3,107	30	75	2.41%
ASEAN	403	78	1	0.25%
ASIA PACIFIC	1,828	41	-	0.00%
EUROPE	399	7	2	0.50%
MIDDLE EAST	12	1	-	0.00%
TOTAL	6,505	162	83	1.28%

World Health Organization. "2022-23 Mpox (Monkeypox Outbreak Global Trends," accessed September 26, 2023, https://worldhealthorg.shinyapps.io/mpox_global/.

Global Updates

- Australia:** On September 22, 2023, a monkeypox (mpox) case was confirmed in WA, involving a traveler who had recently returned from abroad (Department of Health, Western Australia, 2023). While the risk to the general public posed by this traveler is minimal, individuals are encouraged to remain vigilant about the potential for monkeypox when embarking on international journeys. It's noteworthy that there has been a 25% surge in global monkeypox cases over the past three weeks, particularly in the Western Pacific and Southeast Asia areas. [\[Full article\]](#)
- People's Republic of China:** In response to the increasing number of cases, China has officially categorized mpox, formerly referred to as monkeypox, as a Class B infectious disease (Tong, 2023). This classification comes from both the National Health Commission and data collected by the Chinese Centre for Disease Control and Prevention (CDC). Notably, the majority of these infections are observed in males and are associated with sexual transmission. [\[Full article\]](#)

Regional Updates

- Thailand:** According to the latest report by the Department of Disease Control (DDC), Thailand has recorded a total of 385 mpox infections within the current year, up to September 18, resulting in a single fatality (Nation Thailand, 2023). The individual who passed away was immunocompromised. Among the 42 cases reported this week, the vast majority were males, with 41 male cases and one female case. Among the infected individuals, 38 were Thai nationals, while three were foreigners. Out of the new cases, 33 have been identified in the male-to-male transmission group, and 17 have reported a history of engaging in risky sexual contact. Furthermore, 29 of the newly reported cases were also found to be HIV-positive. [\[Full article\]](#)



References

- Azertag. (2023, September 25). Azerbaijan logged 229 new COVID-19 cases over past week. <https://Azertag.az/>.
<https://azertag.az/en/xeber/azerbaijan-logged-229-new-covid-19-cases-over-past-week-2762407>
- CTV News. (2023, September 26). "COVID is making a comeback" in Quebec, says MUHC specialist. Montreal. <https://montreal.ctvnews.ca/covid-is-making-a-comeback-in-quebec-says-muhc-specialist-1.6578436>
- Department of Health, Western Australia. (2023, September 22). WA Health advises travellers to protect against mpox. [www.health.wa.gov.au. https://www.health.wa.gov.au/Media-releases/2023/September/WA-Health-advises-travellers-to-protect-against-mpox](https://www.health.wa.gov.au/Media-releases/2023/September/WA-Health-advises-travellers-to-protect-against-mpox)
- Myanmaritv. (2023, September 27). COVID-19 UPDATE: 2 NEW COVID-19 CASES REPORTED ON SEPTEMBER 27TH. Myanmaritv.com. <https://www.myanmaritv.com/news/covid-19-update-2-new-covid-19-cases-reported-september-27th>
- Nation Thailand. (2023, September 22). Mpox on rise in Thailand with 42 new cases this week. Nation Thailand. <https://www.nationthailand.com/thailand/general/40031265>
- National Institute for Public Health and the Environment Ministry of Health, Welfare and Sport. (2023, September 27). Weekly coronavirus SARS-CoV-2 figures | RIVM. [www.rivm.nl. https://www.rivm.nl/en/coronavirus-covid-19/weekly-figures](https://www.rivm.nl/en/coronavirus-covid-19/weekly-figures)
- Sampath, N. (2023, September 26). As COVID cases rise, local health departments advise residents on how to stay safe. Masslive. <https://www.masslive.com/news/2023/09/as-covid-cases-rise-local-health-departments-advise-residents-on-how-to-stay-safe.html>
- Tong, Z. (2023, September 15). Chinese health officials step up control measures as mpox cases rise. South China Morning Post. <https://www.scmp.com/news/china/science/article/3234747/mpox-chinese-health-officials-step-control-measures-cases-rise>



Report generated by

ASEAN Biodiaspora Virtual Center (ABVC)
in collaboration with **Bluedot Inc.**

Email: support@biodiaspora.org

Facebook: <https://facebook.com/ASEANBiodiaspora>
Instagram: <https://instagram.com/ASEANBiodiaspora>



**ASEAN
BIODIASPORA**
VIRTUAL CENTER