



**ASEAN
BIOLOGICAL THREATS
SURVEILLANCE CENTRE**

Morbidity and Mortality Weekly Report (MMWR)

Infectious & Emerging Diseases
in the ASEAN Region

With Support by:



Korea Disease Control and
Prevention Agency



In partnership with
Canada



Kemenkes



ASSOCIATION
OF SOUTHEAST
ASIAN NATIONS

This report aims to provide the current situation on infectious and emerging diseases in the ASEAN Region. We collate various information from multiple official sources and publicly available sources and is published every week on Wednesday. For feedback and/or suggestions, please write to support@biodiaspora.org

Editorial

ASEAN SECRETARIAT

Assistant Director and Head of Health Division
Human Development Directorate

ASEAN Socio-Cultural Community Department

Jennifer Frances dela Rosa, MPH, MSc HPPF

Programme Coordinator (Health Security)

Mitigation of Biological Threats (MBT) Programme

Michael Glen, MSSc

EDITORIAL TEAM

Editor-in-Chief

Abdurrahman, MPH

Managing Editor

Aldilas Achmad Nursetyo, MD, MS

Associate Editor

Abdul Haris Ibrahim, MHI

Habibi Rohman Rosyad, MSc

Nindy Fadellah Wulan, MEpid

Copy Editor

Ajeng Sekar Pratiwi, A.Md

Dwi Sasongko, A.Md.

Supporting Staff

Svetlana Pratiwi, SKM

Divva Kaamila, S.Tr.Kom

Natasha Alicia Putri, S.Tr.Kom

PUBLISHER

ASEAN Biological Threat Surveillance Centre

Health Policy and Development Agency

Ministry of Health of Indonesia

Jl. Percetakan Negara No. 29 Johar Baru, Central Jakarta, Indonesia 10560

E-mail: support@biodiaspora.org

Facebook: <https://facebook.com/ASEANBiodiaspora>

Instagram: <https://instagram.com/ASEANBiodiaspora>

Table of Contents

Emerging Diseases	2
Mpox.....	3
COVID-19.....	7
Influenza	9
Influenza-like Illness	10
Zoonosis.....	11
Rabies	12
Vector-borne Diseases.....	13
Dengue	14
Malaria.....	15
Vaccine-preventable Diseases	16
Measles	17

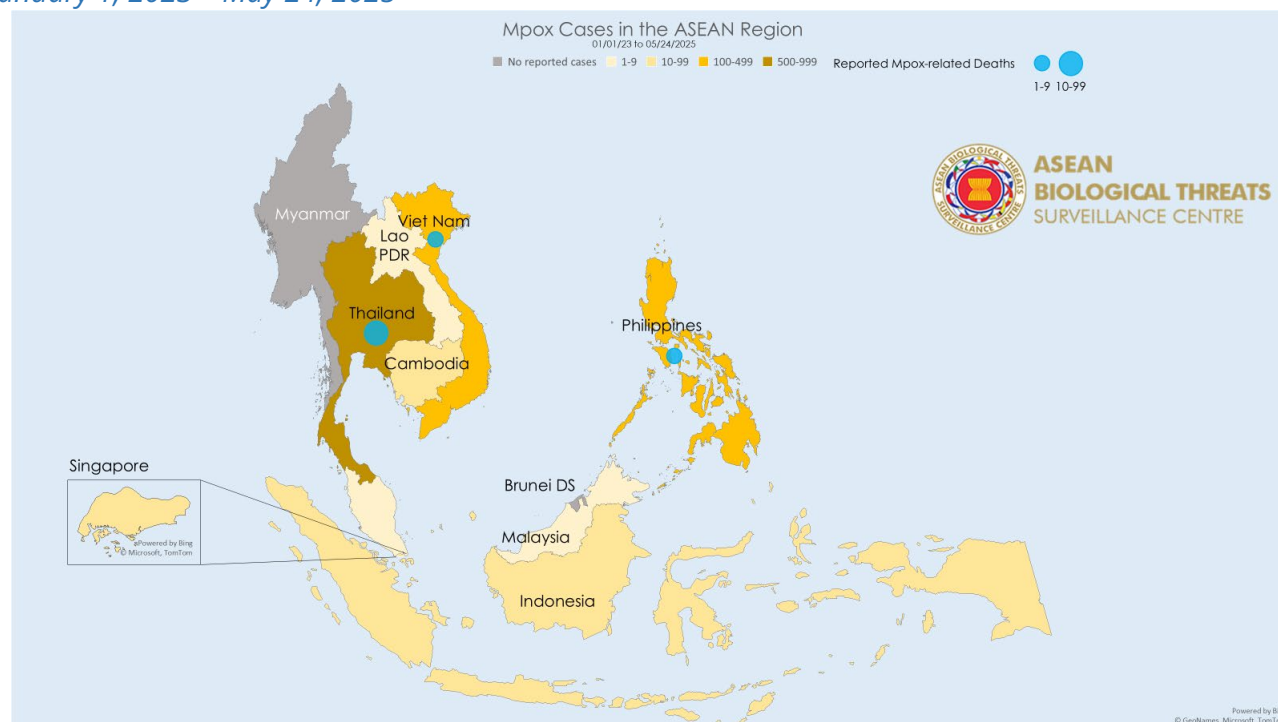
Emerging Diseases

A person wearing a white protective suit, hood, and mask, holding a black glove. The background is a blurred laboratory setting. The text "Emerging Diseases" is overlaid in white.

MPOX

Mpox Cases Reported in the ASEAN Region

January 1, 2023 – May 24, 2025



Source:

1. Ministry of Health Republic of Indonesia
2. Ministry of Health Singapore, accessed May 27, 2025, <https://www.moh.gov.sg/resources-statistics/infectious-disease-statistics/2023/weekly-infectious-diseases-bulletin>

Key Findings

- From 1 January 2023 to 24 May 2025, **55,403** confirmed cases worldwide since 2023, including **270** deaths. Globally, the CFR was **0.49 %**.
- **1,392 confirmed cases** including **26 deaths** in the **ASEAN** region, with a CFR of **1.87%**.
- **54,011 confirmed cases** of mpox have been reported in **other regions** (other than the **ASEAN** region):

Mpox cases in the ASEAN region (Jan. 1, 2023 to May. 24, 2025)

ASEAN Member States	Cumulative Cases 2023-2025	New Cases Since Previous Report	Cumulative Deaths 2023-2025	CFR
Cambodia¹	20	0	0	0.00%
Indonesia²	87	0	0	0.00%
Lao PDR³	1	0	0	0.00%
Malaysia³	15	0	0	0.00%
Philippines³	132	28	4	3.03%
Singapore⁴	54	0	0	0.00%
Thailand³	874	10	13	1.49%
Vietnam³	209	0	9	4.31%
ASEAN Total	1,392	38	26	1.87%

Source:

1. Ministry of Health Cambodia
2. Ministry of Health Republic of Indonesia
3. WHO Mpox Outbreak: Global Trends, accessed May 27, 2025 (https://worldhealthorg.shinyapps.io/mpox_global/)
4. Ministry of Health Singapore, accessed May 27, 2025 (<https://www.moh.gov.sg/resources-statistics/infectious-disease-statistics/2023/weekly-infectious-diseases-bulletin>)

Top 5 countries with the most mpox cases globally (Jan. 1, 2023 to May. 24, 2025)

Country	Cumulative Cases	New Cases Since Previous Report	Cumulative Deaths	CFR
Democratic Republic of Congo	19,598	1,784	51	0.26%
Uganda	5,726	340	40	0.70%
United States of America	4,767	129	10	0.21%
Brazil	3,372	115	3	0.09%
People's Republic of China	2,978	72	1	0.03%

Source: Our World in Data, accessed on May 27, 2025 (<https://ourworldindata.org/monkeypox>)

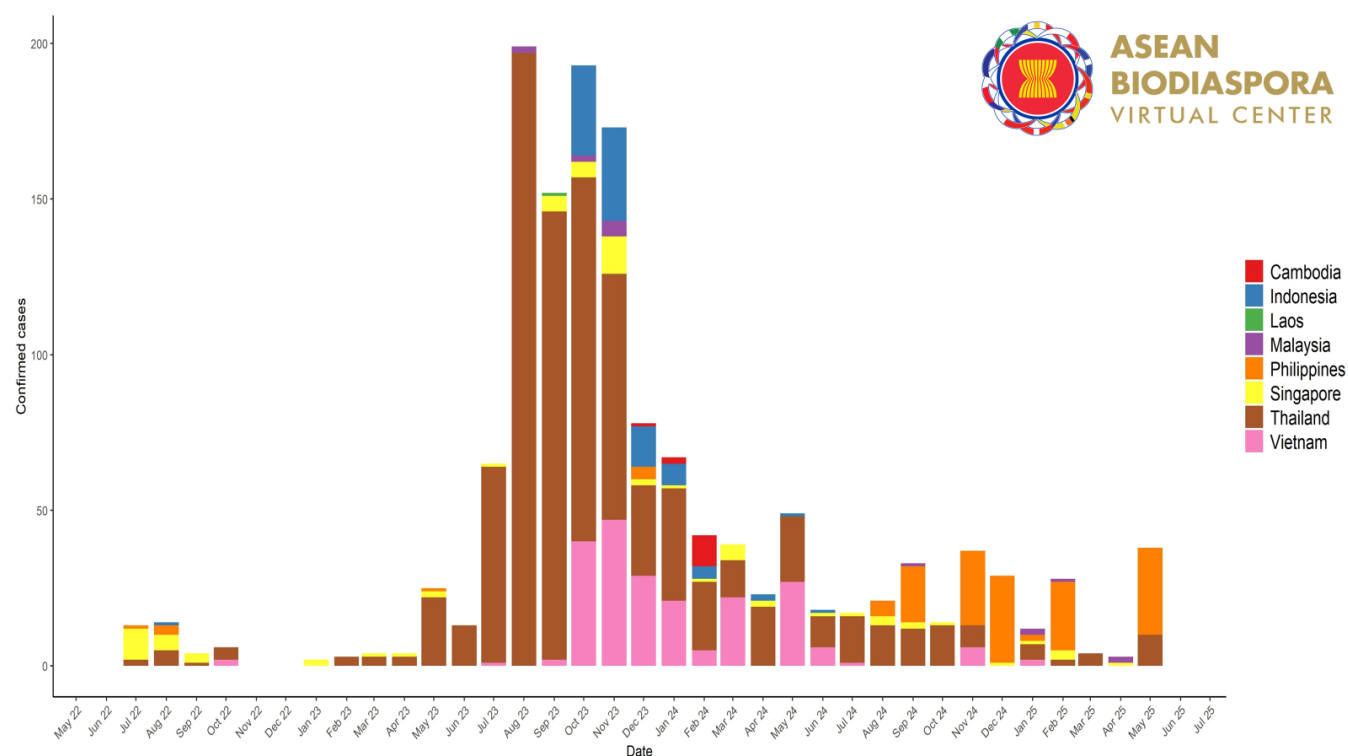
Mpox cases per region (Jan. 1, 2023 to May. 24, 2025)

REGIONS	CUMULATIVE CASES 2023-2025	NEW CASES SINCE THE PREVIOUS REPORT	CUMULATIVE DEATHS	CFR
AFRICA	31,367	3,267	111	0.35%
AMERICAS	11,220	287	99	0.88%
ASEAN	1,392	38	26	1.87%
ASIA & OCEANIA	7,359	133	30	0.41%
EUROPE	4,065	287	4	0.10%
TOTAL	55,403	4,012	270	0.49%

Source: Our World in Data, accessed on May 27, 2025 (<https://ourworldindata.org/monkeypox>)

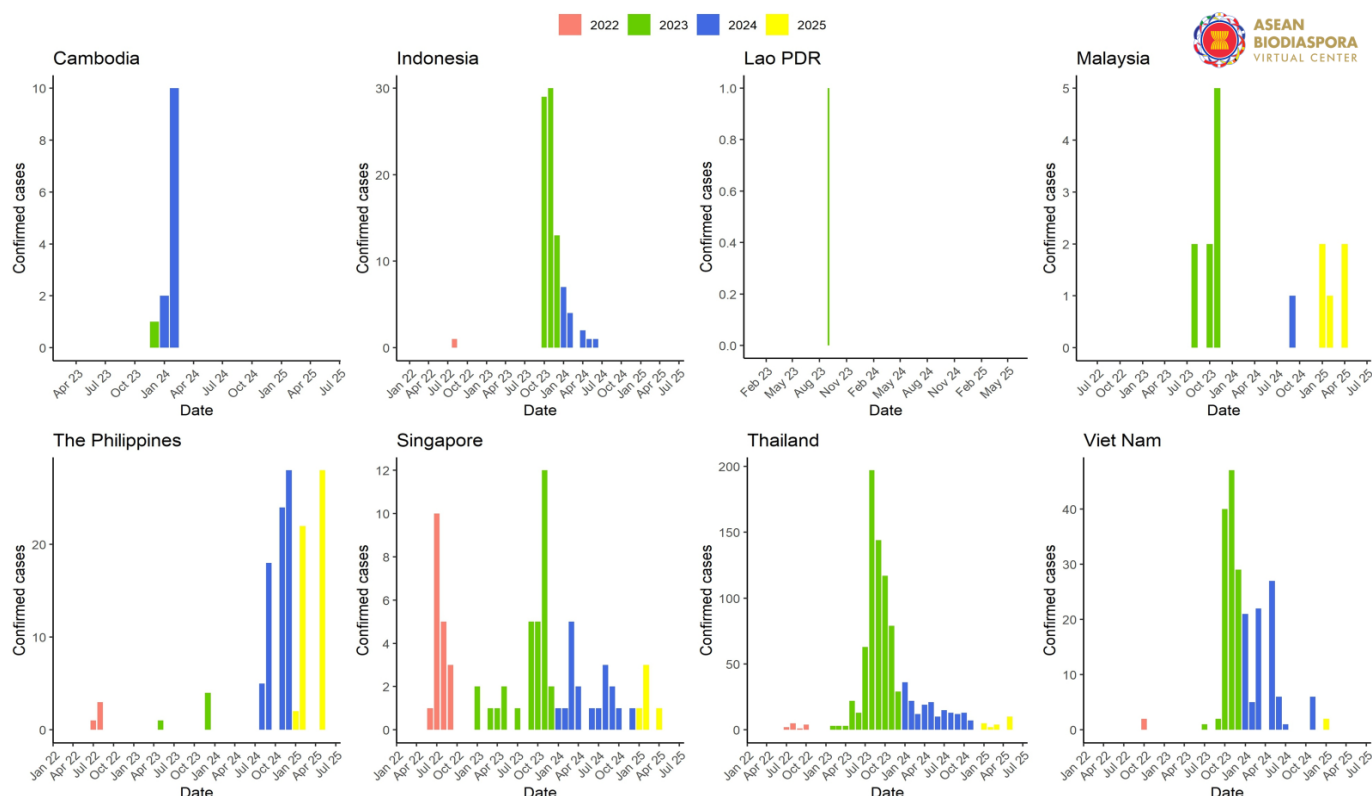
Trend of Mpox Confirmed Cases in the ASEAN Region

January 1, 2022 to May 24, 2025



Source: Our World in Data, accessed on May 27, 2025 (<https://ourworldindata.org/monkeypox>)

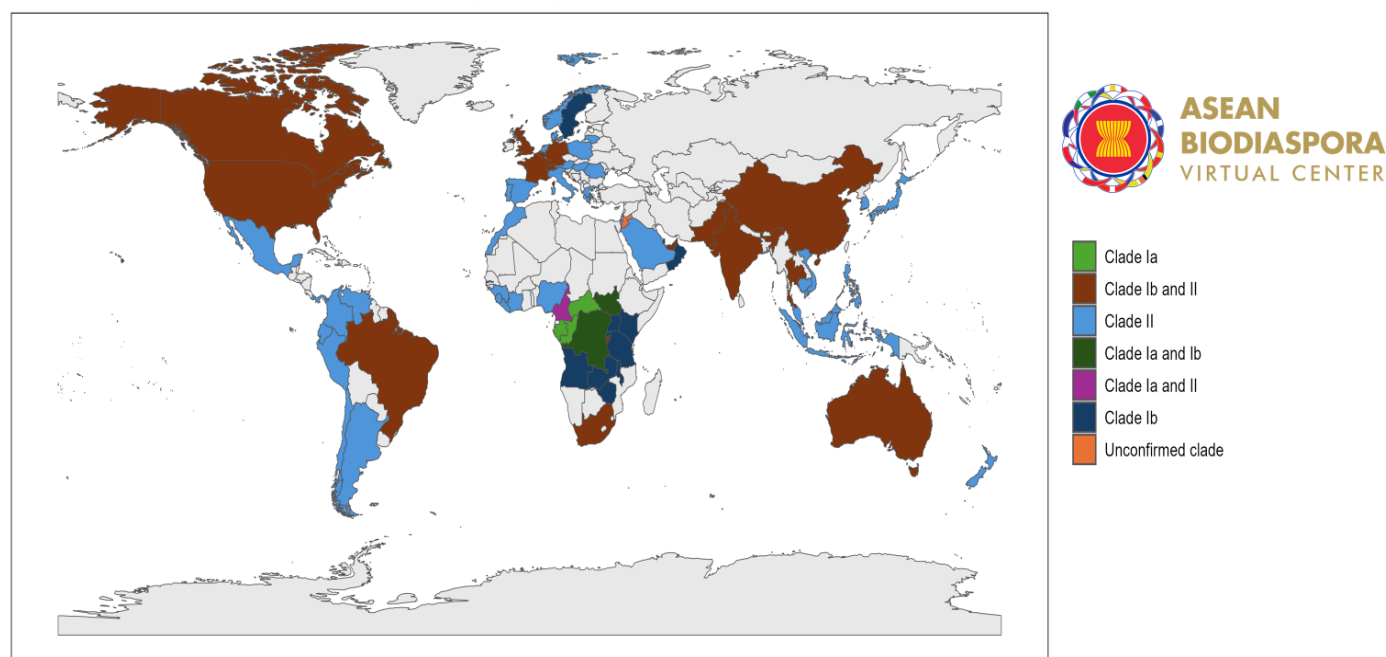
Trend of Mpox Confirmed Cases among ASEAN Member States January 1, 2022 to May 24, 2025



Source: Our World in Data, accessed on May 27, 2025 (<https://ourworldindata.org/monkeypox>)

Distribution of Mpox Variants in The Global As of May 24, 2025

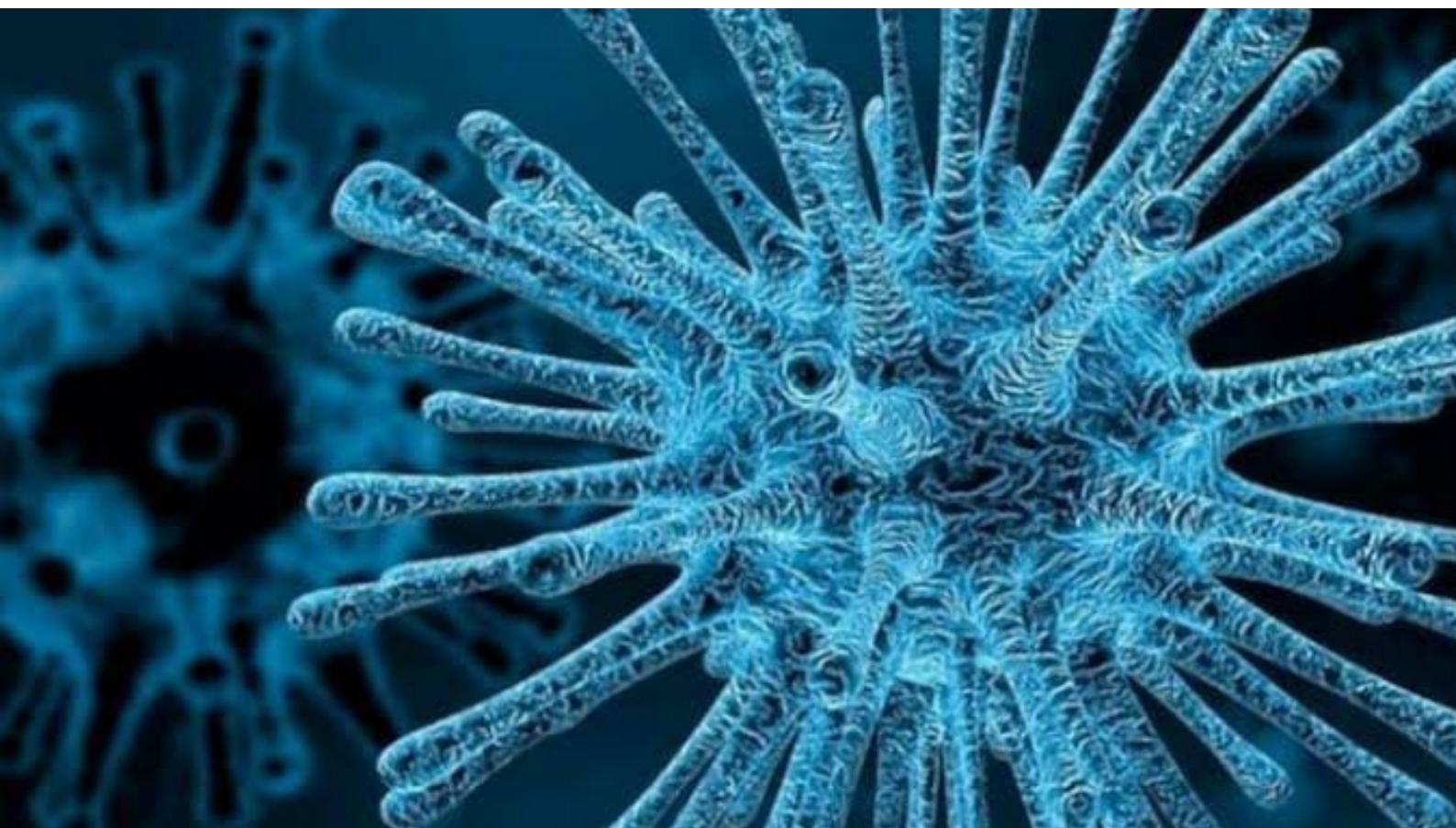
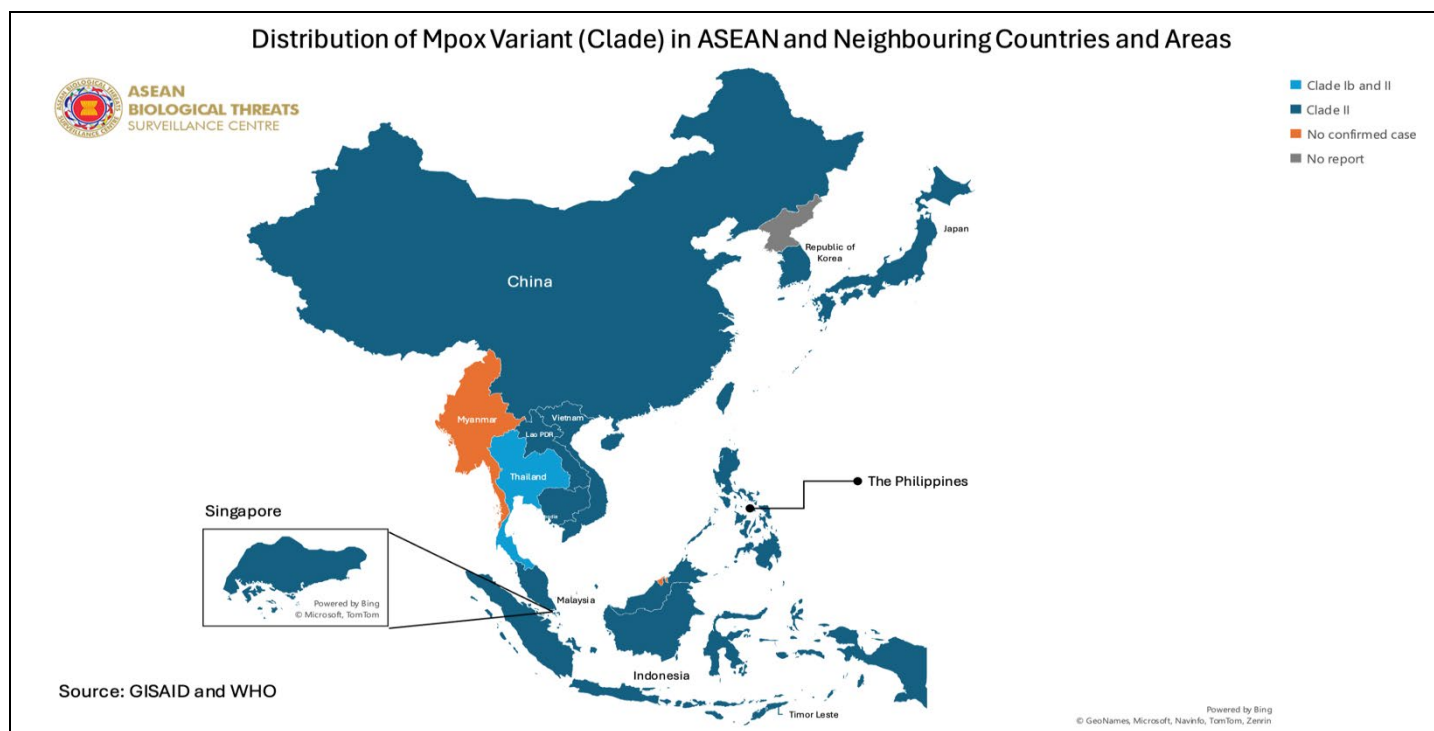
Distribution of Mpox Variant (Clade) in The Global



Source: GISAID and WHO



Distribution of Mpox Variants in the ASEAN and Neighbouring Countries and Areas As of May 24, 2025



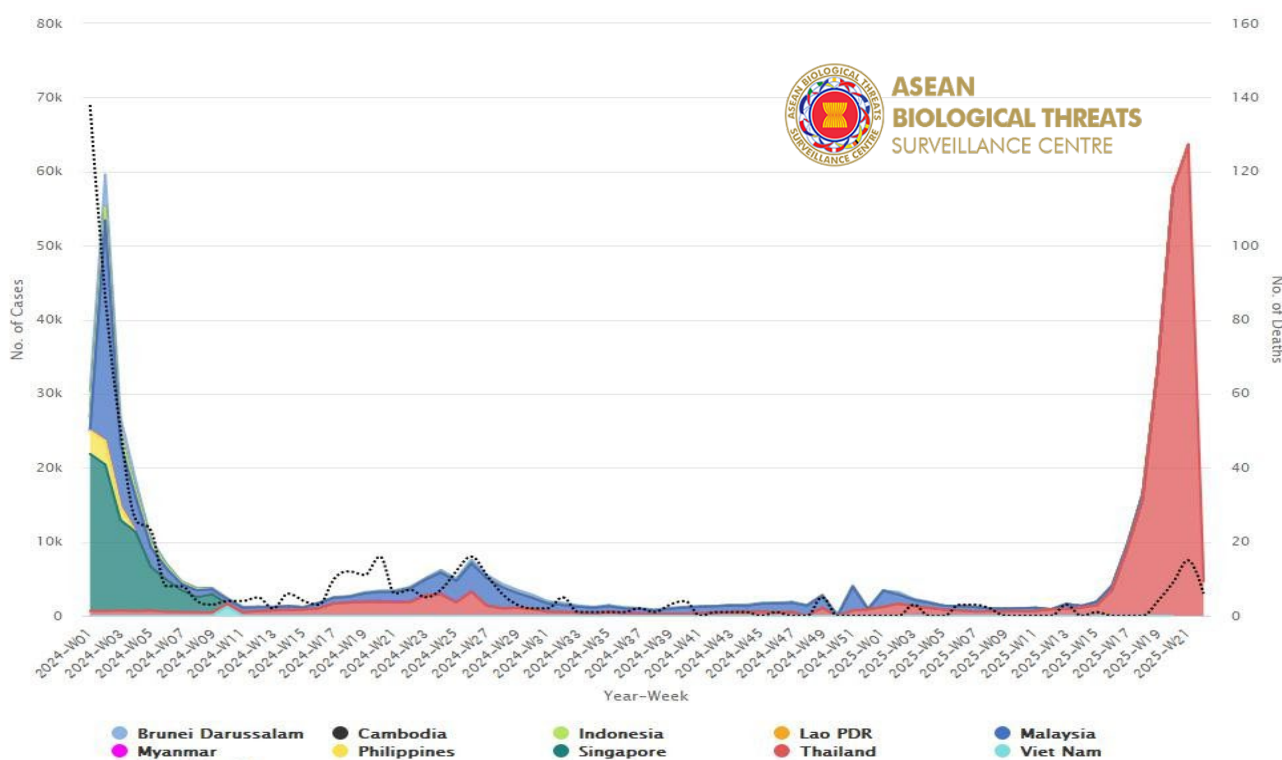
COVID-19

Key Findings

- As of 24 May 2025 (5PM, GMT+7), there were **705,092,893** confirmed cases **worldwide**, including **7,010,873 deaths**. Globally, the Case Fatality Rate (CFR) was **1.00%**.
- 37,342,200 total confirmed cases** of COVID-19 have been reported in the **ASEAN Region**.
- The CFR in the **ASEAN Region** was **1.00%**.

ASEAN Weekly COVID-19 Cases and Deaths

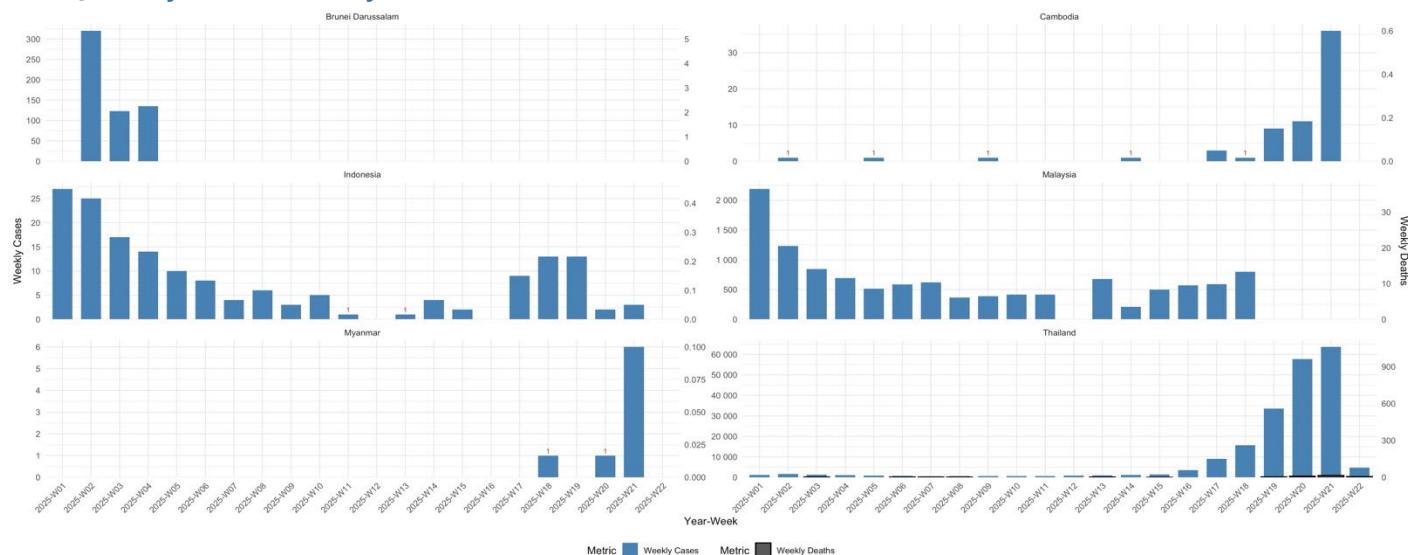
From January 1, 2024 to May 24, 2025



Sources: [Singapore Government](#), [MOH Indonesia](#), [MOH Cambodia](#), [DDC Thailand](#), [MOH Myanmar](#), [MOH Malaysia](#), and [WHO](#) accessed on May 27, 2025

ASEAN Weekly COVID-19 Cases and Deaths among ASEAN Member States

From January 1, 2024 to May 24, 2025

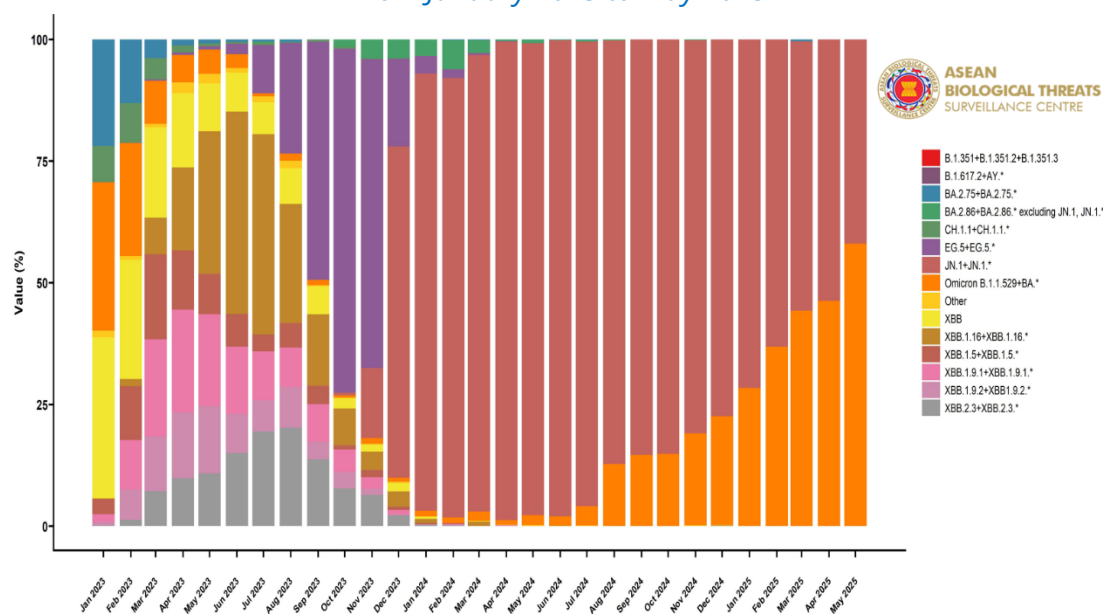


Sources: [Singapore Government](#), [MOH Indonesia](#), [MOH Cambodia](#), [DDC Thailand](#), [MOH Myanmar](#), [MOH Malaysia](#), and [WHO](#) accessed on May 27, 2025

COVID-19 Variants Frequencies Among the ASEAN Member States In May 2025

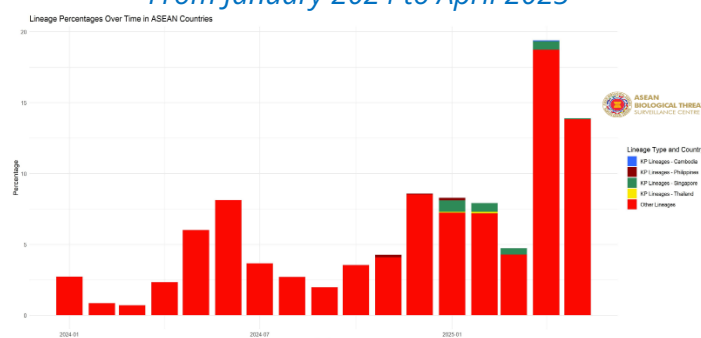
Source: GISAID. "hCoV-19 Variants Dashboard," accessed May 27, 2025, <https://gisaid.org/hcov-19-variants-dashboard/>.

COVID-19 Variants Frequencies in the ASEAN Region From January 2023 to May 2025



Source: GISAID. "hCoV-19 Variants Dashboard," accessed May 27, 2025, <https://gisaid.org/hcov-19-variants-dashboard/>.

COVID-19 "KP" Sub-Variant detected in the ASEAN region From January 2024 to April 2025



Source: GISAID. "hCoV-19 Variants Dashboard," accessed on May 27, 2025 (<https://gisaid.org/hcov-19-variants-dashboard/>)

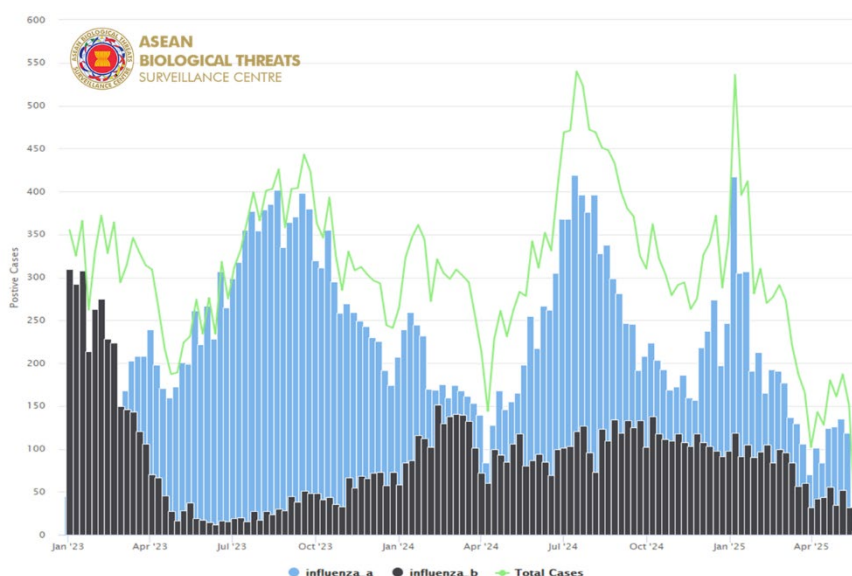
INFLUENZA

Key Findings

- Recently, most influenza cases among ASEAN Member States experiences a downward trend.
- While influenza-like illness (ILI) and severe acute respiratory infection (SARI) increase slightly among some ASEAN Member States.

Trends of Influenza Confirmed Cases in the ASEAN region

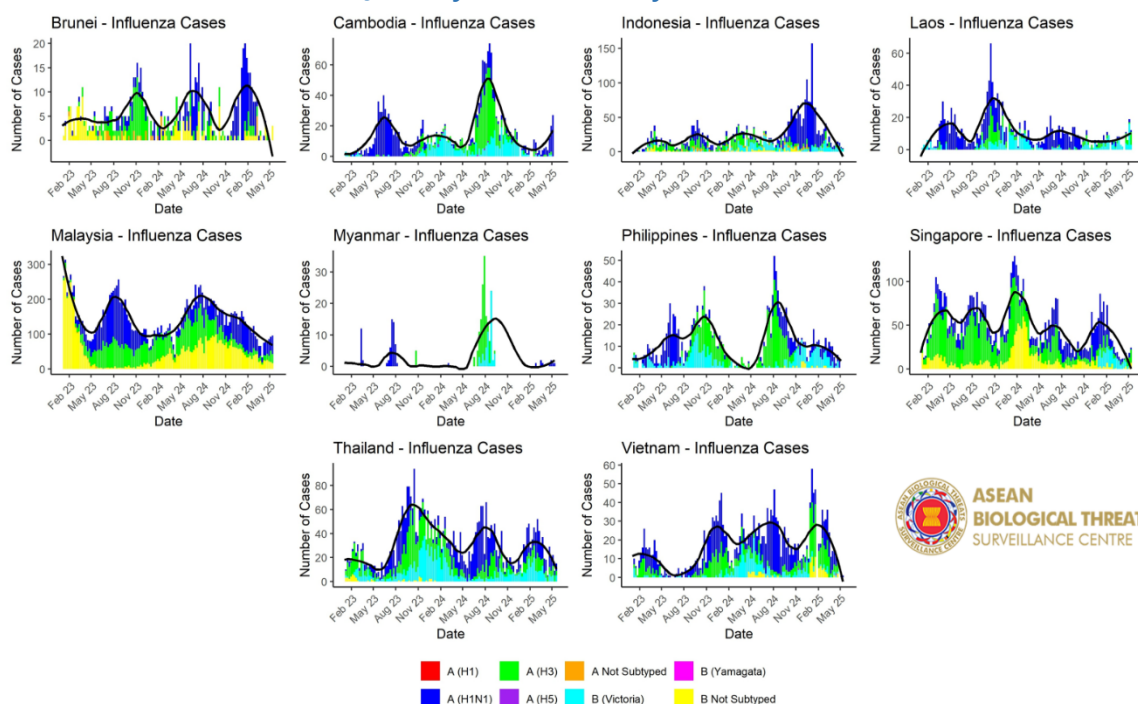
From January 1, 2023 to May 24, 2025



Source: WHO FluNet, accessed on May 27, 2025 (<https://www.who.int/tools/fluNet>)

Trend of Influenza Cases among ASEAN Member States

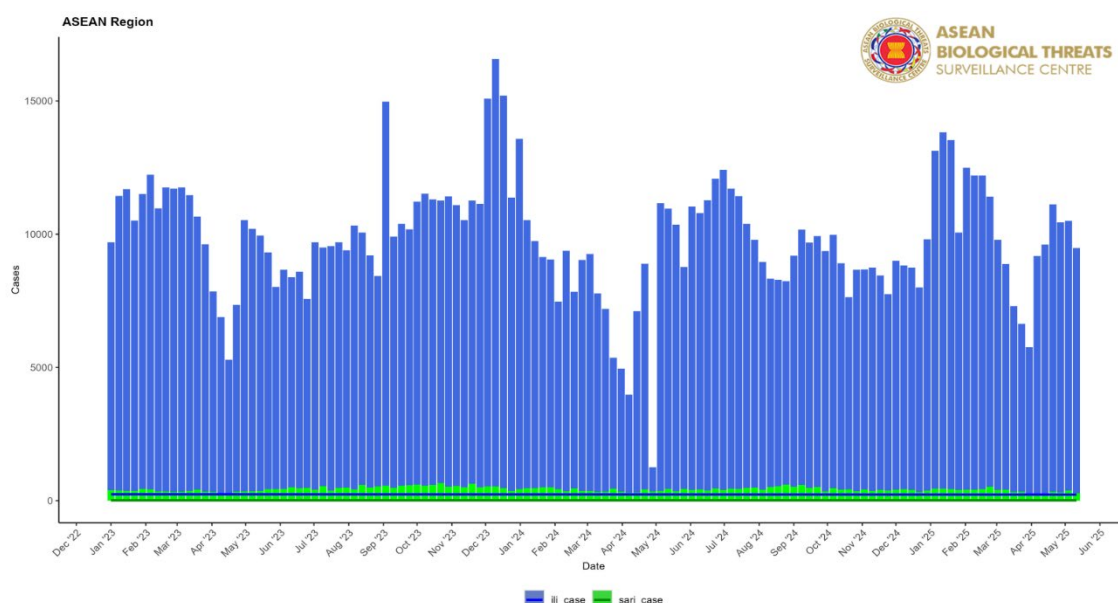
January 1, 2023 to May 24, 2025



Source: WHO FluNet, accessed on May 27, 2025 (<https://www.who.int/tools/fluNet>)

Trend of Influenza-like Illness (ILI) and Severe Acute Respiratory Illness (SARI) in the ASEAN Region

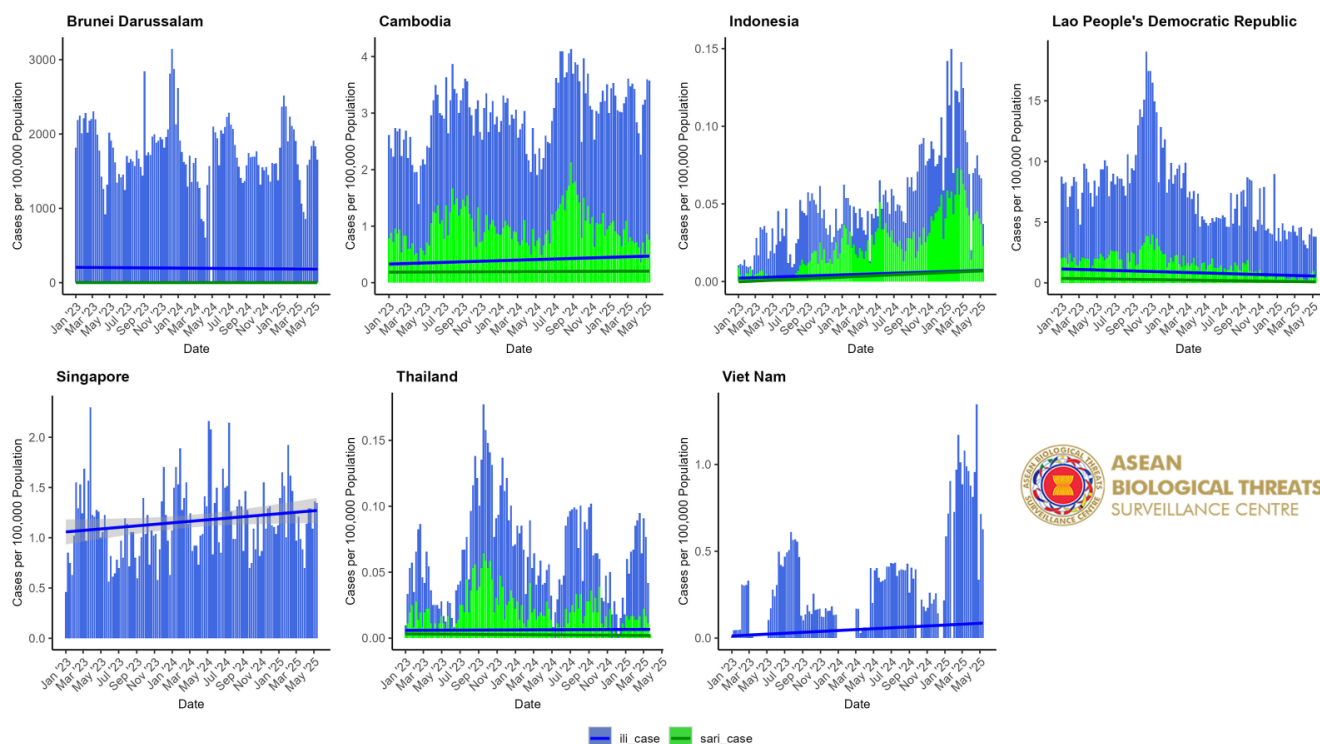
January 1, 2023 to May 24, 2025



Source: WHO FluID, accessed May 27, 2025 (<https://www.who.int/teams/global-influenza-programme/surveillance-and-monitoring/influenza-surveillance-outputs>)

Trend of Influenza-like Illness (ILI) and Severe Acute Respiratory Illness (SARI) among ASEAN Member States

January 1, 2023 to May 24, 2025



Source: WHO FluID, accessed May 27, 2025 (<https://www.who.int/teams/global-influenza-programme/surveillance-and-monitoring/influenza-surveillance-outputs>)

Zoonosis



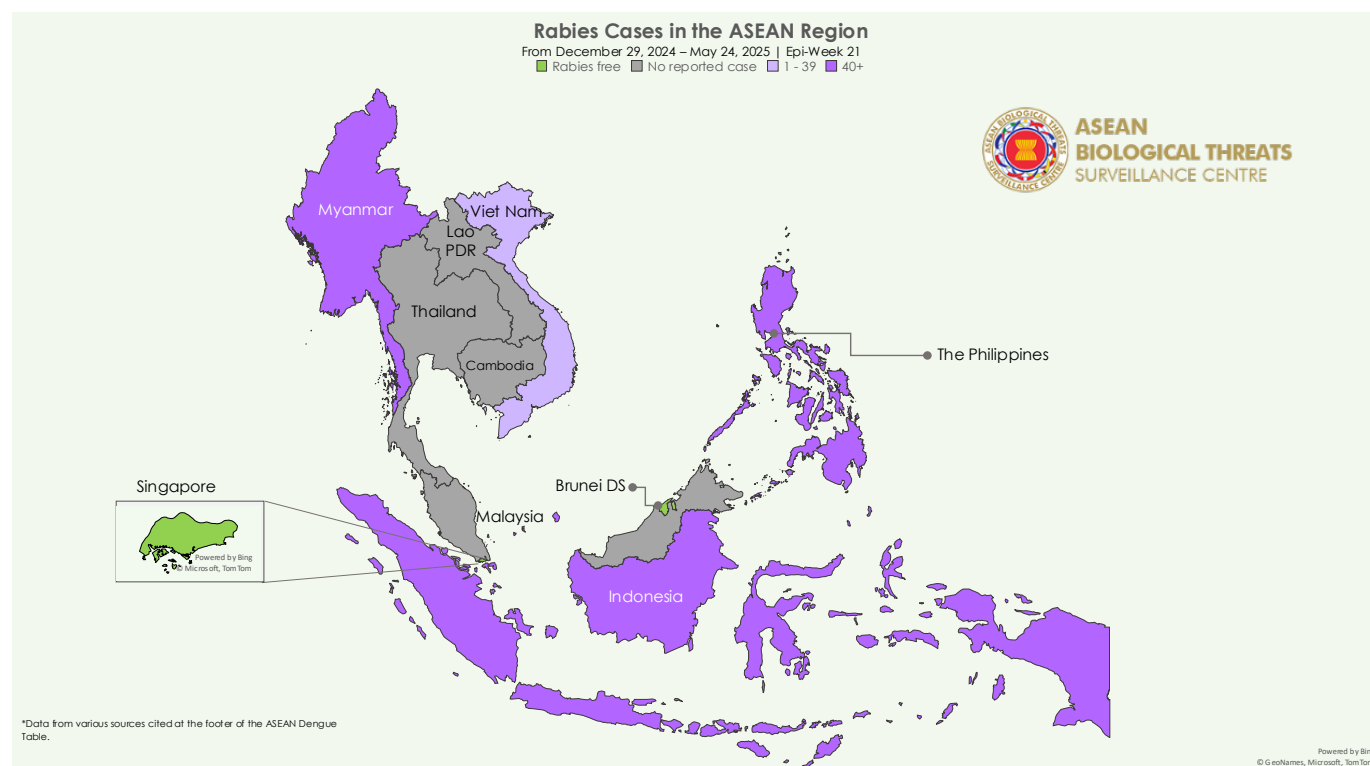
RABIES

Rabies Cases in the ASEAN Region

From December 29, 2024 to May 24, 2025 (Epi-Week 21, 2025)

Key Findings

- The **ASEAN** region reported **13** new rabies cases in Epiweek 21, 2025.
- Up to May 24, 2025, the region reported **184** total cases with **100%** CFR.



Rabies cases in the ASEAN region

Country	Epi-Week Reported	Cumulative Cases	New Cases Since Previous Report	Cumulative Deaths	CFR
Brunei Darussalam					
Rabies-free country					
Cambodia	-	-	-	-	-
Indonesia ¹	Week 21	64	9	64	100%
Lao PDR	-	-	-	-	-
Malaysia ²	-	-	-	-	-
Myanmar ³	Week 21	49	4	49	100%
Philippines ²	Week 9	55	-	55	100%
Singapore					
Rabies-free country					
Thailand	-	-	-	-	-
Viet Nam ²	Week 19	16	-	16	100%
Total		184	13	184	100%

Source:

- Ministry of Health, Republic of Indonesia
- Bluedot Platform, accessed May 27, 2025 (<https://portal.bluedot.global/>)
- Department of Public Health, Ministry of Health, Myanmar

Vector-Borne Diseases



DENGUE

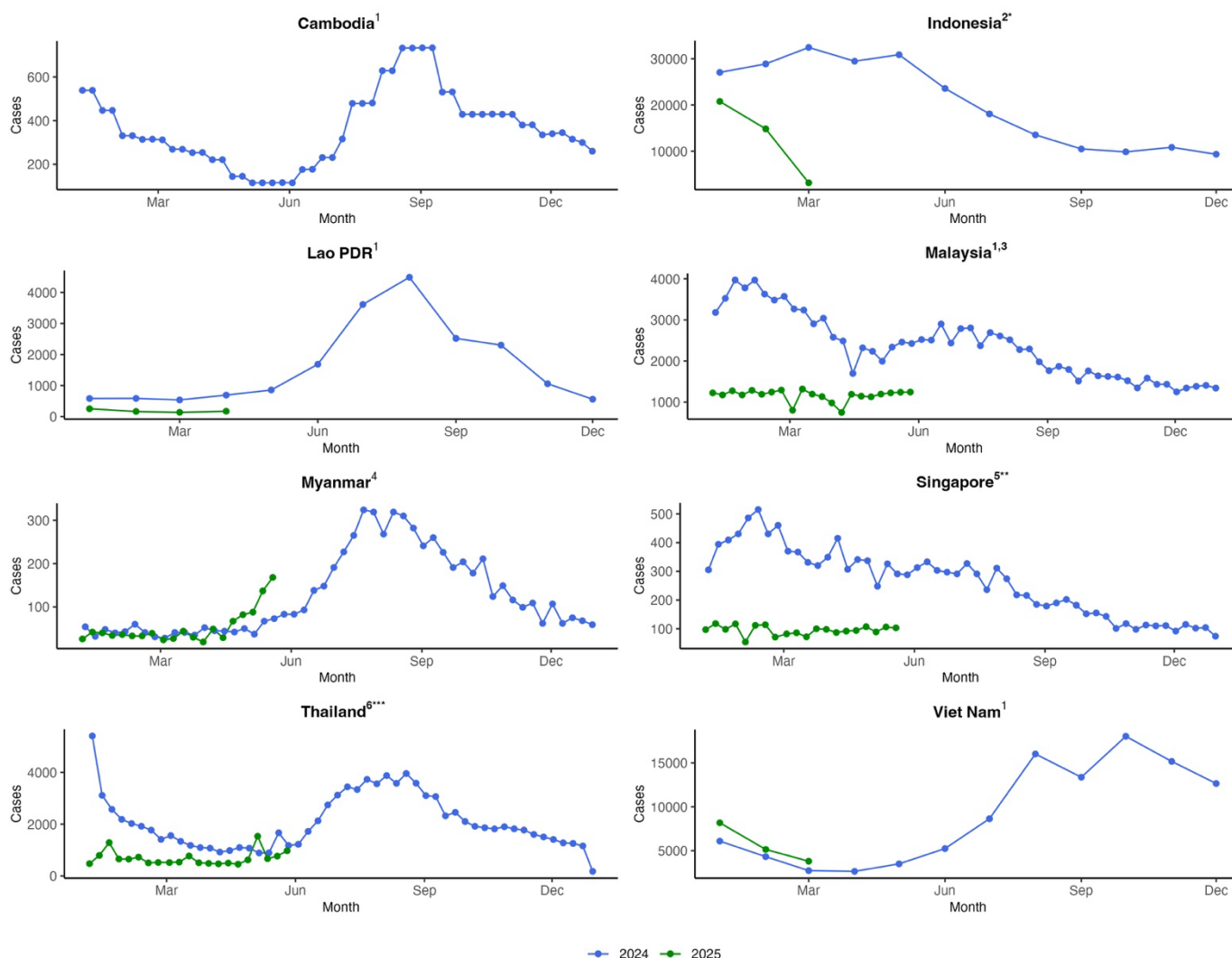
Dengue Cases in the ASEAN Region

From December 29, 2024 to May 24, 2025 (Epi-Week 21, 2025)

Key Findings

- The **ASEAN** region reported **2,488** new dengue cases in Epiweek 21, 2025.
- Up to May 24, 2025, the region reported **98,364** total cases and **216** total deaths with **0.22% CFR**.
- Most dengue trends in 2025 among AMS showing lower number of cases compared to previous year at the same period. While Myanmar and Viet Nam showing same trend up to May 24, 2025.

Trend of Dengue cases in the ASEAN region, 2024 - 2025



Source:

- WHO WPRO, "Dengue," World Health Organization, accessed May 27, 2025 (<https://www.who.int/westernpacific/emergencies/surveillance/dengue>).
- Ministry of Health, Republic of Indonesia
- Senarai Kenyataan Akhbar Demam Denggi dan Chikungunya, Kementerian Kesihatan Malaysia, accessed May 27, 2025 (https://www.moh.gov.my/index.php/database_stores/store_view/17)
- Department of Public Health, Ministry of Health, Myanmar
- Ministry of Health. "Weekly Infectious Disease Bulletin," accessed May 27, 2025. (<https://www.moh.gov.sg/resources-statistics/infectious-disease-statistics/2025/weekly-infectious-diseases-bulletin>)
- Bureau of Epidemiology, Department of Disease Control, Ministry of Public Health Thailand, accessed May 27, 2025, (https://dvis3.ddc.moph.go.th/t/DDC_CENTER_DOE/views/DDS2/sheet33?%3Aembed=y&%3AisGuestRedirectFromVizportal=y)

- Data were updated and collected from official sources, which may have a 2-8 weeks delay in reporting. Data must be interpreted cautiously.

*Notified dengue cases only includes severe cases Dengue Hemorrhagic fever (DHF) and Dengue Shock Syndrome (DSS)

**Notified dengue cases only includes Dengue Fever (DF) and DHF

***Notified dengue cases include all type of cases DF, DHF, and DSS

MALARIA

Malaria Cases in the ASEAN Region

From December 29, 2024 to May 24, 2025 (Epi-Week 21, 2025)

Key Findings

- The **ASEAN** region reported **13,607** new malaria cases in Epiweek 21, 2025.
- Up to May 24, 2025, the region reported **265,028** total cases and **49** deaths with **0.02%** CFR.



Malaria cases in the ASEAN region

Country	Epi-Week Reported	Cumulative Cases	New Cases Since Last Week	Cumulative Deaths	CFR
Brunei Darussalam	-	-	-	-	-
Cambodia¹	Week 21	225	0	0	0.00%
Indonesia²	Week 21	230,206	12,170	47	0.02%
Lao PDR³	Week 21	1,175	135	0	0.00%
Malaysia	-	-	-	-	-
Myanmar⁴	Week 20	31,932	1,078	1	0.003%
Philippines	-	-	-	-	-
Singapore⁵	Week 20	10	0	0	0.00%
Thailand⁶	Week 21	1,480	224	1	0.07%
Viet Nam	-	-	-	-	-
Total		265,028	13,607	49	0.02%

- Source:
- Cambodia National Malaria Center, accessed May 27, 2025 (<https://mis.cnm.gov.kh/Dashboard>)
 - Malaria Cases in Indonesia, accessed May 27, 2025 (<https://malaria.kemkes.go.id/case>)
 - Centre of Information and Education for Health, Ministry of Health Lao PDR, accessed May 27, 2025 (<https://www.facebook.com/CCEH.MoH.Lao/>)
 - Department of Public Health, Ministry of Health, Myanmar
 - Ministry of Health Singapore, accessed May 27, 2025 (<https://www.moh.gov.sg/others/resources-and-statistics/infectious-disease-statistics-2025-weekly-infectious-diseases-bulletin>)
 - Bureau of Epidemiology, Department of Disease Control, Ministry of Public Health Thailand, accessed May 27, 2025 (https://dvis3.ddc.moph.go.th/DDC_CENTER_DOE/views/DDS2/sheet33?%3Aembed=y&%3AisGuestRedirectFromVizportal=y)

Vaccine- Preventable Diseases

A person wearing a white lab coat is shown from the chest up, holding a glass vial in their right hand and a syringe in their left hand. They are in the process of drawing a yellowish liquid from the vial into the syringe. The syringe has a scale with numbers 1, 2, 3, 4, and 5. The background is a soft-focus clinical setting with blue and white elements. The text 'Vaccine- Preventable Diseases' is overlaid in large white font on the left side of the image.

MEASLES

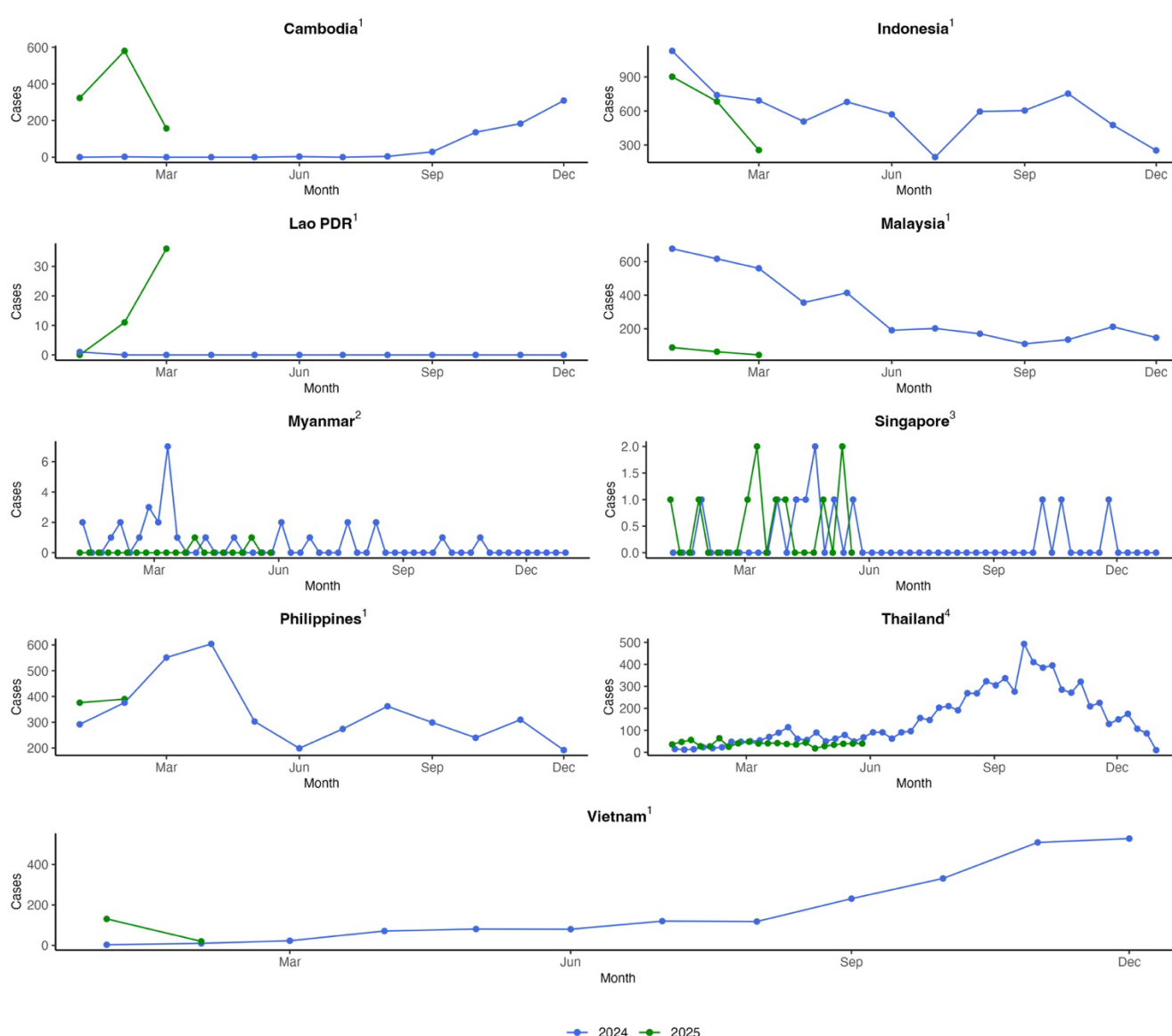
Measles Cases in the ASEAN Region

From December 29, 2024 to May 24, 2025 (Epi-Week 21, 2025)

Key Findings

- The **ASEAN** region reported **1,869** new measles cases in Epiweek 21, 2025.
- Up to May 24, 2025, the region reported **4,883** total cases with **0%** CFR.
- Mostly measles cases in the ASEAN Region slightly decrease compared to the same period on the previous year.

Trend of Measles cases in the ASEAN region, 2024 - 2025



Source:

- Provisional Measles and Rubella Data, World Health Organization, accessed May 27, 2025 (<https://immunizationdata.who.int/global?topic=Provisional-measles-and-rubella-data&location=>)
- Department of Public Health, Ministry of Health, Myanmar
- Ministry of Health Singapore, accessed May 27, 2025 (<https://www.moh.gov.sg/others/resources-and-statistics/infectious-disease-statistics-2025-weekly-infectious-diseases-bulletin>)
- Bureau of Epidemiology, Department of Disease Control, Ministry of Public Health Thailand, accessed May 27, 2025 (<http://doe.moph.go.th/surdata/index.php>)



ASEAN BIOLOGICAL THREATS SURVEILLANCE CENTRE

Report generated by
ASEAN BIOLOGICAL THREATS SURVEILLANCE CENTRE

Email: support@btodiaspora.org

Facebook: [ASEANBiodiaspora](#)

Instagram: [ASEANBiodiaspora](#)