



**ASEAN
BIOLOGICAL THREATS
SURVEILLANCE CENTRE**

**ABC
BIV
BB
A**

Morbidity and Mortality Weekly Report (MMWR)

Infectious & Emerging Diseases
in the ASEAN Region

With Support by:



Korea Disease Control and
Prevention Agency



in partnership with
Canada



Kemenkes



ASSOCIATION
OF SOUTHEAST
ASIAN NATIONS



This report aims to provide the current situation on infectious and emerging diseases in the ASEAN Region. We collate various information from multiple official sources and publicly available sources and is published every week on Wednesday. ABVC follows Epi-week calendar in its publication. For feedback and/or suggestions, please write to support@aseanbiosurveillance.org

Editorial

ASEAN SECRETARIAT

Assistant Director and Head of Health Division
Human Development Directorate

ASEAN Socio-Cultural Community Department

Jennifer Frances dela Rosa, MPH, MSc HPPF

Programme Coordinator (Health Security)

Mitigation of Biological Threats (MBT) Programme

Michael Glen, MSSc

EDITORIAL TEAM

Editor-in-Chief

Abdurrahman, MPH

Managing Editor

Aldilas Achmad Nursetyo, MD, MS

Associate Editor

Abdul Haris Ibrahim, MHI

Habibi Rohman Rosyad, MSc

Nindy Fadellah Wulan, MPH

Copy Editor

Ajeng Sekar Pratiwi, A.Md

Dwi Sasongko, A.Md.

Supporting Staff

Svetlana Pratiwi, SKM

Divva Kaamila, S.Tr.Kom

Natasha Alicia Putri, S.Tr.Kom

PUBLISHER

ASEAN Biological Threat Surveillance Centre

Health Policy Agency

Ministry of Health of Indonesia

Jl. Percetakan Negara No. 29 Johar Baru, Central Jakarta, Indonesia 10560

E-mail: support@aseanbiosurveillance.org

Facebook: <https://www.facebook.com/abvc.official/>

Instagram: <https://www.instagram.com/abvc.official/>

Table of Contents

Emerging Diseases	2
Mpox	3
COVID-19	7
Influenza	9
Avian Influenza (H5N1)	11
Hantavirus	11
Legionellosis.....	11
Meningococcal Disease	12
Poliomyelitis	12
Zoonosis	11
Rabies.....	12
Vector-borne Diseases	13
Dengue.....	14
Malaria	15
Vaccine-preventable Diseases	16
Measles	17

A person wearing a full-body white protective suit, including a hood and a face mask with a filter. They are holding a black cylindrical object in their gloved hand. The background is a blurred laboratory or clinical setting.

Emerging Diseases



MPOX

Mpox Cases Reported in the ASEAN Region

January 1, 2025 – May 23, 2026



Source:

1. Ministry of Health Cambodia
2. Ministry of Health Republic of Indonesia (<https://infeksiemerging.kemkes.go.id>)
3. WHO Mpox Outbreak: Global Trends, accessed May 26, 2026 (https://worldhealthorg.shinyapps.io/mpx_global/)
4. Communicable Disease Agency, Ministry of Health Singapore, accessed May 26, 2026, <https://www.cda.gov.sg/resources/weekly-infectious-diseases-bulletin-2025/>

Key Findings

- The number of Mpox cases from January 1 to May 23, 2026, are **59 cases** with **two deaths**.
- There were **no new cases of Mpox** in epi-week 20 of 2026.
- **60,980 confirmed cases** of mpox have been reported in **other regions** (other than the **ASEAN** region):

Mpox cases in the ASEAN region in 2025 and 2026 (as of 23 May, 2026)

ASEAN Member States	Cumulative Cases in 2025	Cumulative Deaths in 2025 (CFR)	Cumulative Cases in 2026	New Cases in epi-week 20	Cumulative Deaths in 2026 (CFR)
Cambodia ¹	0	0 (0.00%)	0	0	0 (0.00%)
Indonesia ²	0	0 (0.00%)	0	0	0 (0.00%)
Lao PDR ³	0	0 (0.00%)	0	0	0 (0.00%)
Malaysia ³	14	0 (0.00%)	4	0	0 (0.00%)
Philippines ³	286	6 (2.10%)	0	0	0 (0.00%)
Singapore ⁴	23	0 (0.00%)	14	0	0 (0.00%)
Thailand ³	157	3 (1.91%)	41	0	2 (4.88%)
Vietnam ³	2	0 (0.00%)	0	0	0 (0.00%)
ASEAN Total	482	9 (1.87%)	59	0	2 (3.39%)

Source:

1. Ministry of Health Cambodia
2. Ministry of Health Republic of Indonesia (<https://infeksiemerging.kemkes.go.id>)
3. WHO Mpox Outbreak: Global Trends, accessed May 26, 2026 (https://worldhealthorg.shinyapps.io/mpx_global/)
4. Communicable Disease Agency, Ministry of Health Singapore, accessed May 26, 2026, <https://www.cda.gov.sg/resources/weekly-infectious-diseases-bulletin-2025/>



Top 5 countries with the most mpox cases globally (Jan. 1, 2025 to May. 23, 2026)

Country	Cumulative Cases	New Cases Since Previous Report	Cumulative Deaths	CFR
Democratic Republic of Congo	24,221	0	51	0.21%
Uganda	7,160	0	39	0.54%
Sierra Leone	5,442	0	60	1.10%
United States of America	2,938	0	0	0.00%
Guinea	2,287	0	7	0.31%

Source: WHO Mpox Outbreak: Global Trends, accessed May 26, 2026 (https://worldhealthorg.shinyapps.io/mpx_global/)

Mpox cases per region (Jan. 1, 2025 to May. 23, 2026)

REGIONS	CUMULATIVE CASES 2025-2026	NEW CASES SINCE THE PREVIOUS REPORT	CUMULATIVE DEATHS	CFR
AFRICA¹	48.322	298	220	0,46%
AMERICAS¹	6.584	-	10	0,15%
ASEAN¹	541	-	11	2,03%
ASIA & OCEANIA²	2.170	-	-	0,00%
EUROPE¹	3.894	401	2	0,03%
TOTAL	61.512	699	243	0,39%

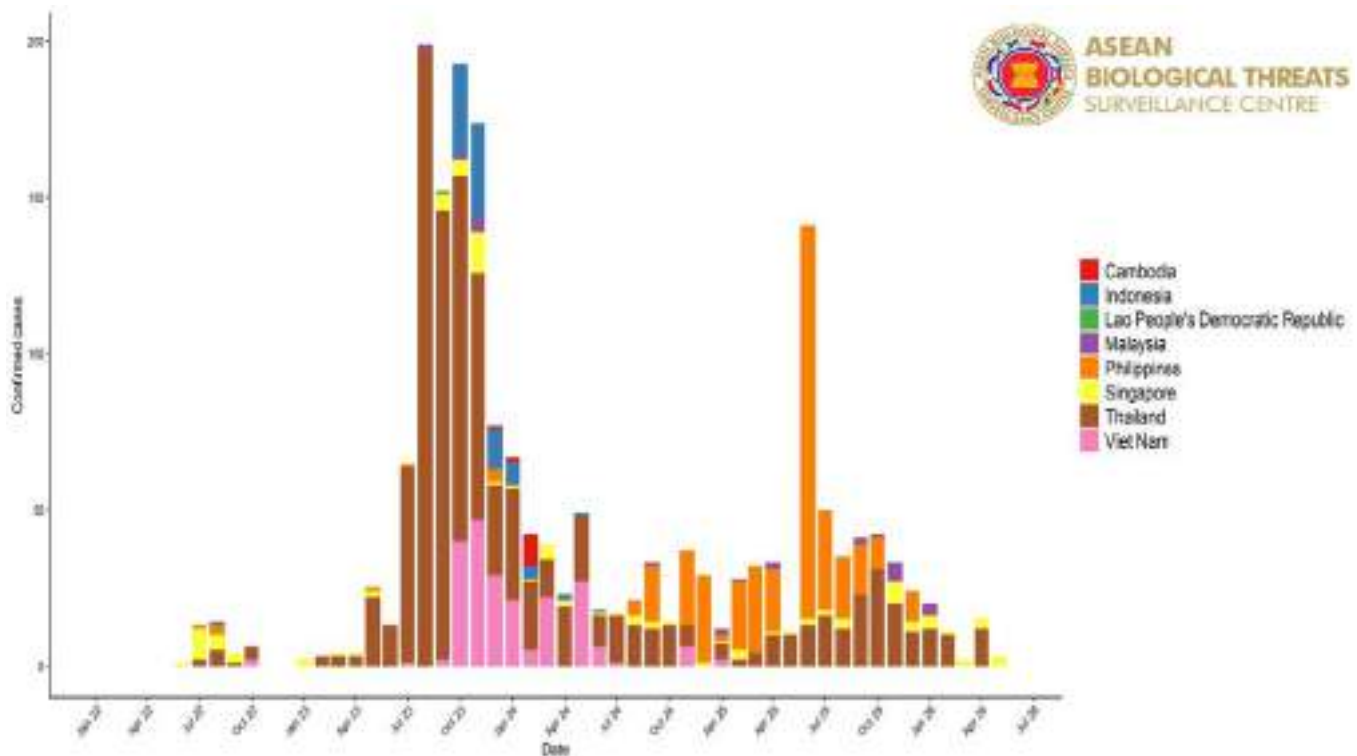
Source:

1. WHO Mpox Outbreak: Global Trends, accessed May 26, 2026 (https://worldhealthorg.shinyapps.io/mpx_global/)

2. Our World in Data, accessed May 26, 2026 (<https://ourworldindata.org/mpox>)

Trend of Mpox Confirmed Cases in the ASEAN Region

January 1, 2022 to May 23, 2026



Source:

1. Ministry of Health Cambodia

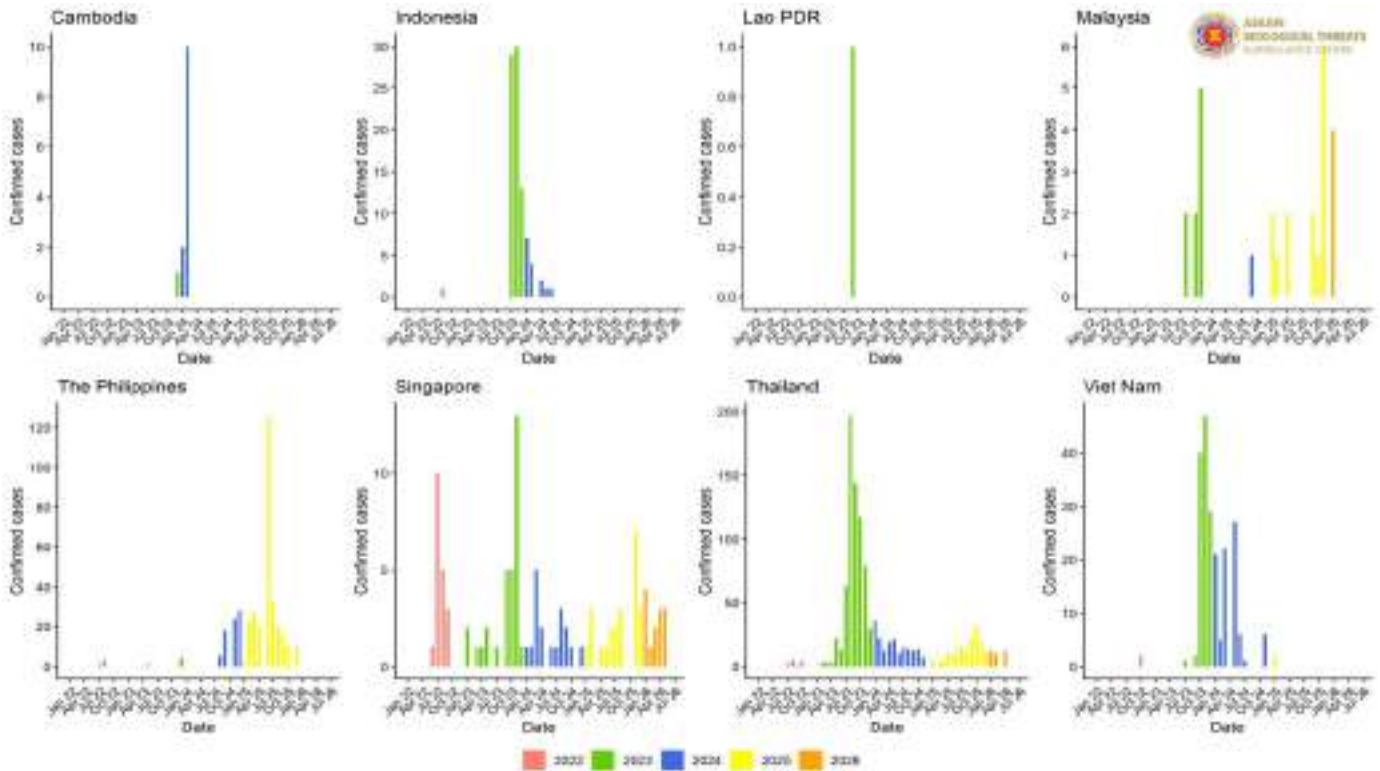
2. Ministry of Health Republic of Indonesia (<https://infeksiemerging.kemkes.go.id>)

3. WHO Mpox Outbreak: Global Trends, accessed May 26, 2026 (https://worldhealthorg.shinyapps.io/mpx_global/)

4. Communicable Disease Agency, Ministry of Health Singapore, accessed May 26, 2026, <https://www.cda.gov.sg/resources/weekly-infectious-diseases-bulletin-2025/>



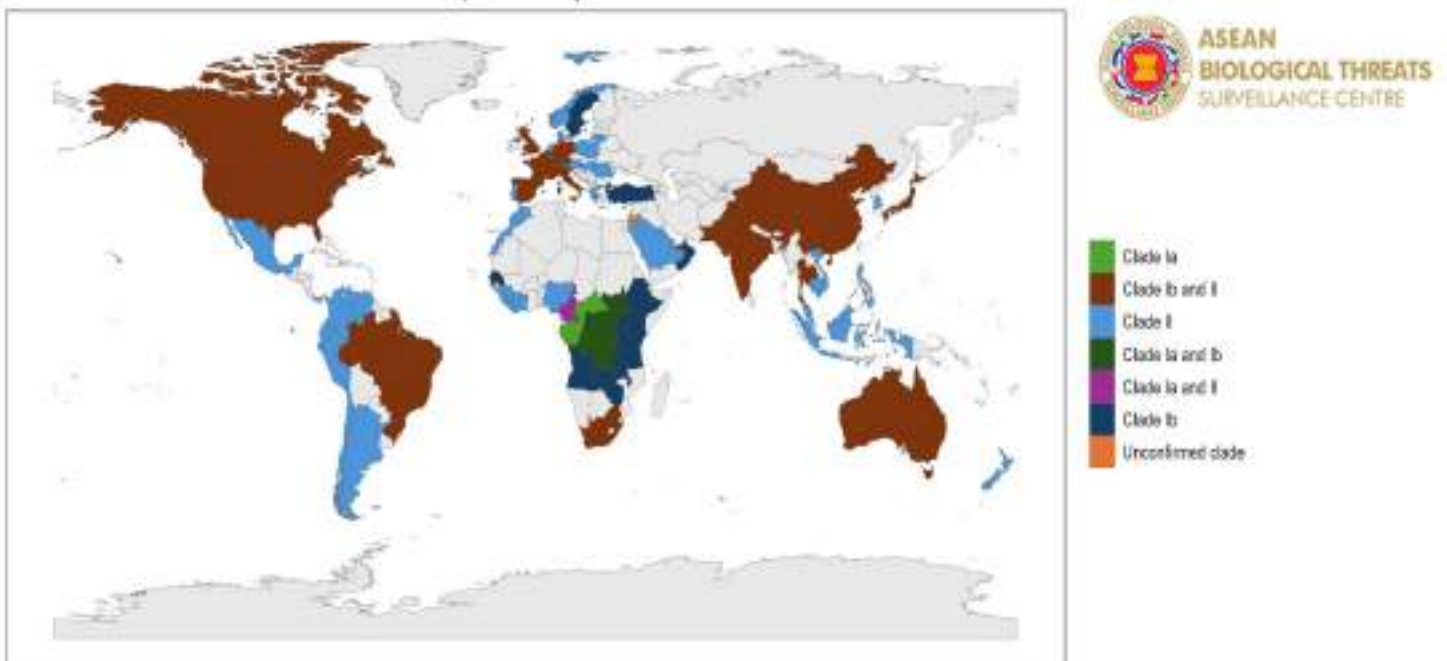
Trend of Mpox Confirmed Cases among ASEAN Member States January 1, 2022 to May 23, 2026



Source:

1. Ministry of Health Cambodia
2. Ministry of Health Republic of Indonesia (<https://infeksiemerging.kemkes.go.id>)
3. WHO Mpox Outbreak: Global Trends, accessed May 26, 2026 (https://worldhealthorg.shinyapps.io/mpx_global/)
4. Communicable Disease Agency, Ministry of Health Singapore, accessed May 26, 2026, <https://www.cda.gov.sg/resources/weekly-infectious-diseases-bulletin-2025/>

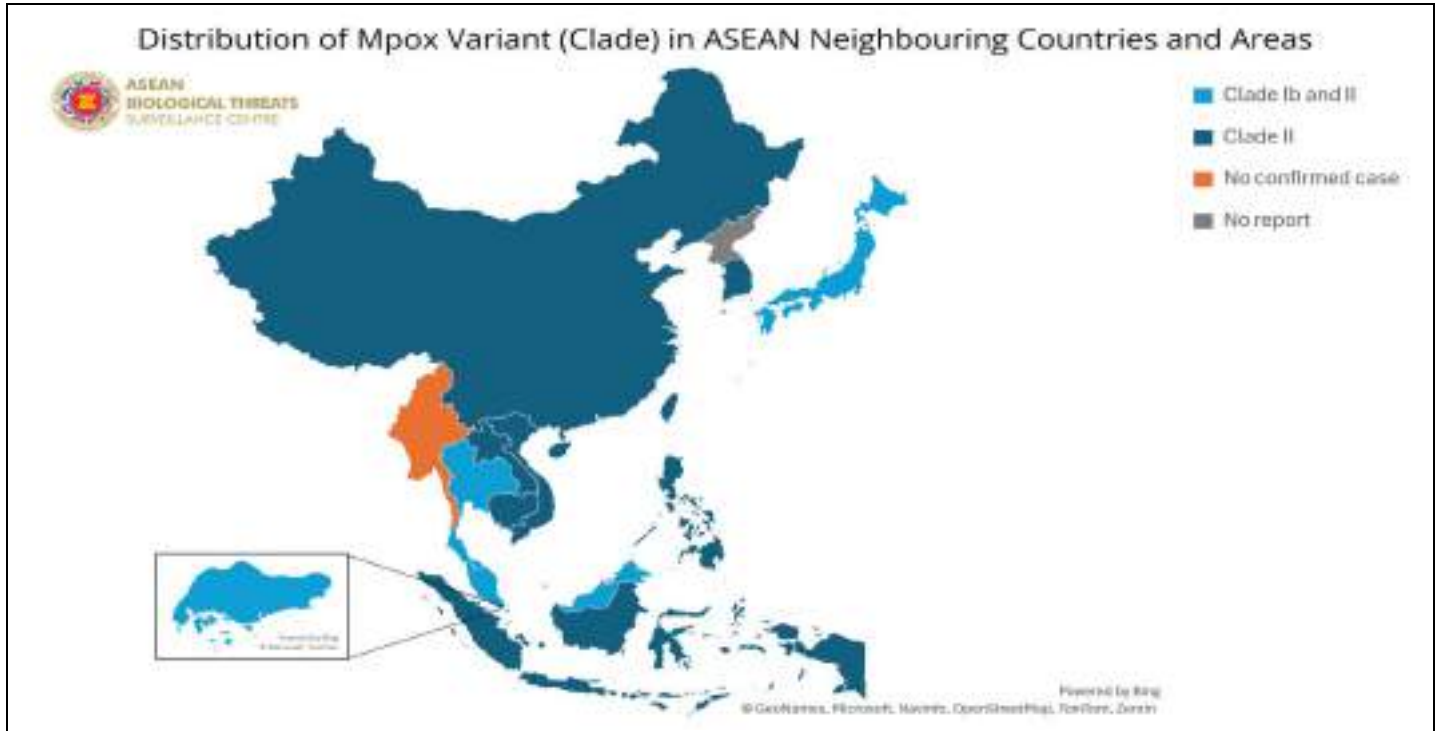
Distribution of Mpox Variants in The Global As of May 23, 2026



Source: GISAID and WHO



Distribution of Mpox Variant (Clade) in the ASEAN and Neighbouring Countries and Areas As of May 23, 2026



Source:

1. Ministry of Health Cambodia
2. Ministry of Health Republic of Indonesia (<https://infeksiemerging.kemkes.go.id>)
3. WHO Mpox Outbreak: Global Trends, accessed May 26, 2026 (https://worldhealthorg.shinyapps.io/mpx_global/)
4. Communicable Disease Agency, Ministry of Health Singapore, accessed May 26, 2026, <https://www.cda.gov.sg/resources/weekly-infectious-diseases-bulletin-2025/>



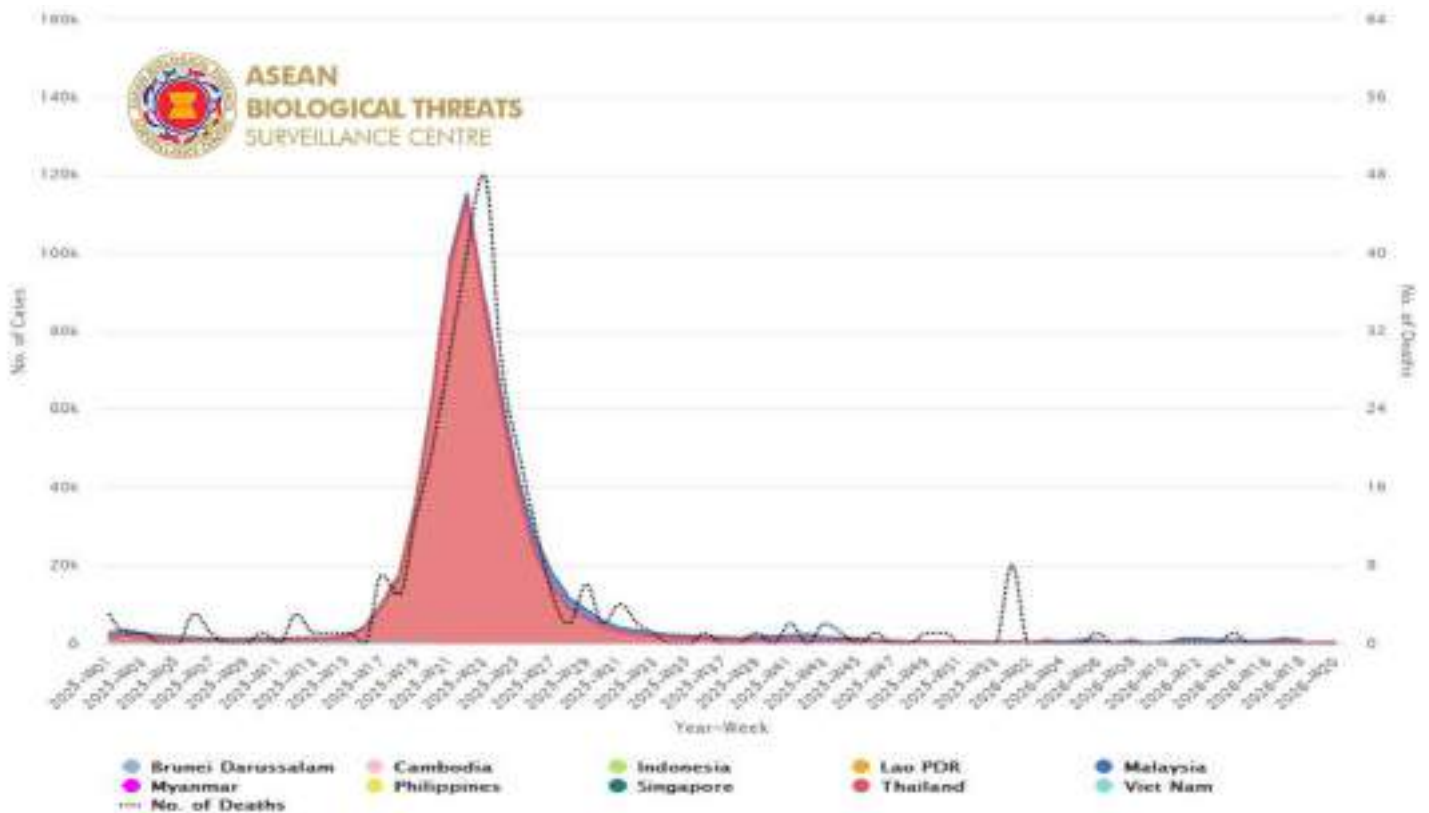
COVID-19

Key Findings

- Recently, the number of **confirmed COVID-19 cases reported to ASEAN are declining** compared to the previous year.
- The number of confirmed COVID-19 cases reported from 1 January 2026 to 23 May 2026 are **13,494 cases** with **0.07 % Case Fatality rate (CFR)**
- In April 2026, this week continues to show a stable **Omicron-only** landscape across ASEAN, with no new variant of concern detected. **JN.1** and its monitored descendants (including **LP.8.1**, **NB.1.8.1**, **KP.3**, **XEC** and **XFG**) remain predominant in Indonesia, the Philippines, Laos, Singapore, Thailand and Vietnam, while Brunei is still largely driven by earlier **BA.*** lineages and Myanmar by **XBB.1.16** and related **XBB** lineages, indicating heterogeneous but overall stable variant patterns in the region.

ASEAN Weekly COVID-19 Cases and Deaths

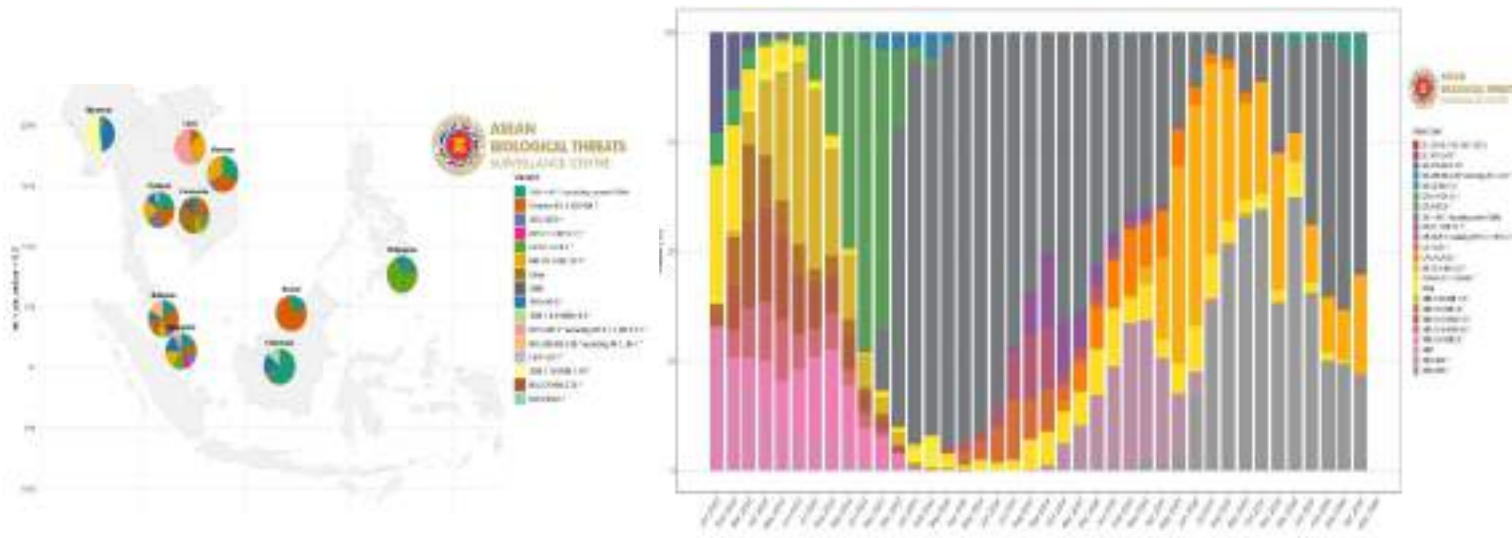
From January 1, 2025 to May 23, 2026



Sources: [Singapore Government](#), [MOH Indonesia](#), [MOH Cambodia](#), [DDC Thailand](#), [MOH Myanmar](#), [MOH Malaysia](#), and [WHO](#) accessed on May 26, 2026



COVID-19 Variants Frequencies Among the ASEAN Member States As of April 2026



Source: GISAID. "hCoV-19 Variants Dashboard," accessed May 26, 2026 , <https://gisaid.org/hcov-19-variants-dashboard/>.

COVID-19 Variants Frequencies in the ASEAN Region From January 2023 to April 2026

Country	JN.1+JN.1.*	Omicron B.1.1.529+BA.*	XEC+XEC.*	KP.3.1.1+KP.3.1.1.*	LP.8.1+LP.8.1.*	NB.1.8.1+NB.1.8.1.*	Other
Brunei	19.71	77.31	2.98	0.00	0.00	0.00	0.00
Cambodia	5.75	15.92	0.34	2.64	16.91	6.80	35.47
Indonesia	62.63	2.30	0.00	0.00	0.00	1.70	0.00
Laos	0.00	9.11	1.03	0.00	0.93	32.65	0.00
Malaysia	15.03	20.12	7.45	2.02	2.14	9.51	18.24
Myanmar	5.10	1.45	0.00	0.00	0.00	0.46	0.00
Philippines	20.53	2.71	0.00	0.00	71.61	0.00	0.00
Singapore	17.13	12.45	9.60	6.95	12.90	16.82	0.00
Thailand	24.53	21.07	11.30	2.56	6.03	18.53	0.00
Vietnam	30.84	29.09	7.23	0.00	0.00	32.84	0.00

Source: GISAID. "hCoV-19 Variants Dashboard," accessed May 26, 2026 , <https://gisaid.org/hcov-19-variants-dashboard/>.

From January 2023 to April 2026

Country	XBB*	XFG+ XFG.*	XBB.1.9.2+ XBB1.9.2.*	KP.3+KP.3.*	BA.2.86+ BA.2.86.*	LB.1+LB.1.*	XBB.1.16+ XBB.1.16.*	BA.2.75+BA.2.75.*
Brunei	0.00	0.00	0.00	0.00	0.00	0.00	0.00	0.00
Cambodia	15.82	0.36	0.00	0.00	0.00	0.00	0.00	0.00
Indonesia	0.00	19.74	13.63	0.00	0.00	0.00	0.00	0.00
Laos	0.00	0.70	0.00	55.58	0.00	0.00	0.00	0.00
Malaysia	3.47	4.10	0.00	4.91	9.54	3.47	0.00	0.00
Myanmar	0.00	40.90	0.00	0.00	0.00	0.00	52.09	0.00
Philippines	0.00	5.15	0.00	0.00	0.00	0.00	0.00	0.00
Singapore	0.00	16.20	0.00	5.05	0.00	2.08	0.00	0.42
Thailand	0.00	10.86	0.00	3.42	1.71	0.00	0.00	0.00
Vietnam	0.00	0.00	0.00	0.00	0.00	0.00	0.00	0.00

Source: GISAID. "hCoV-19 Variants Dashboard," accessed May 26, 2026 , <https://gisaid.org/hcov-19-variants-dashboard/>.



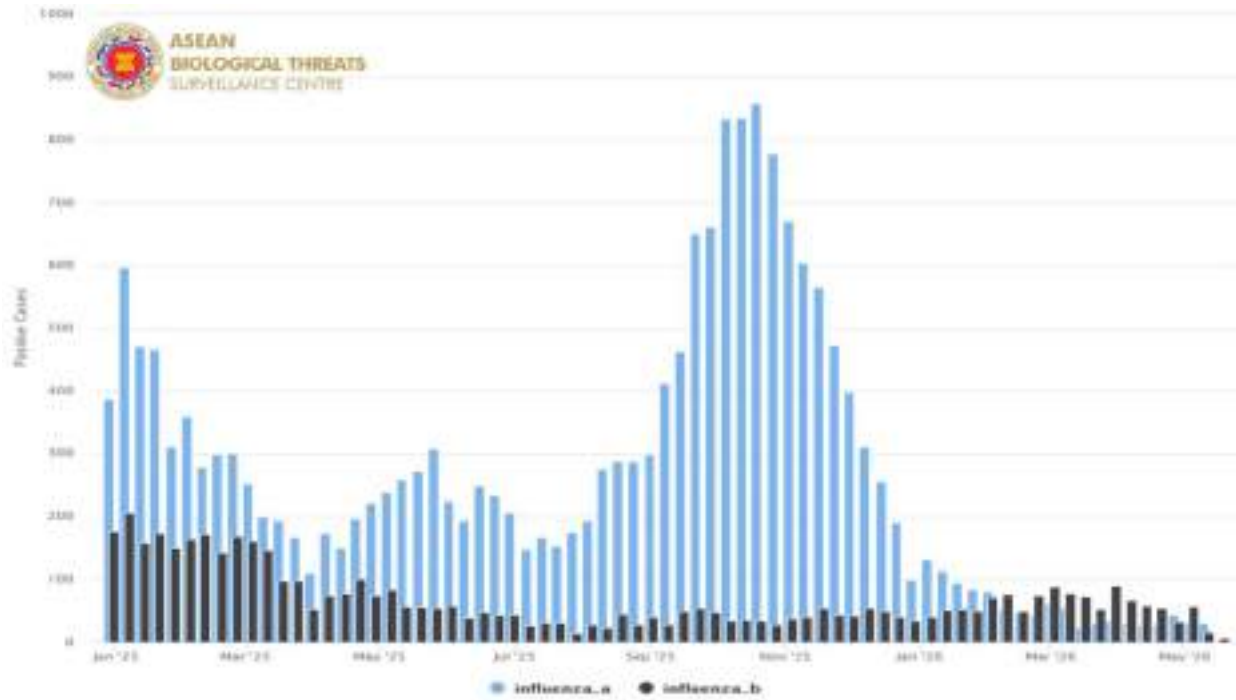
INFLUENZA

Key Findings

- Recently, most influenza cases among ASEAN Member States had decreased.
- Most of Influenza-like illness (ILI) and severe acute respiratory infection (SARI) cases were decrease among some ASEAN Member States.

Trends of Influenza Confirmed Cases in the ASEAN region

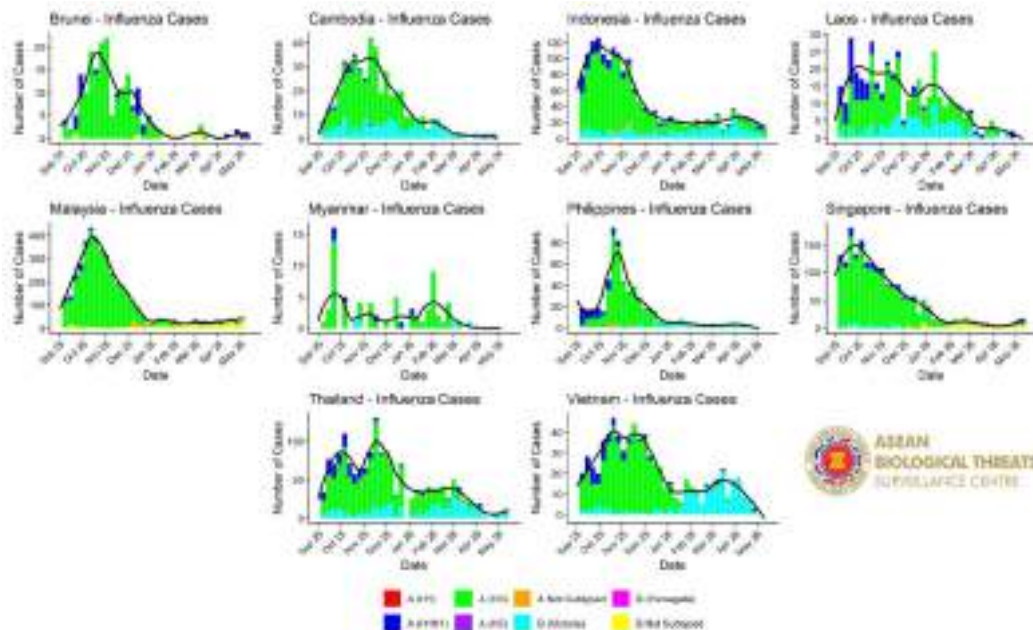
From January 1, 2025 to May 23, 2026



Source: WHO FluNet, accessed on May 26, 2026 (<https://www.who.int/tools/fluinet>)

Trend of Influenza Cases among ASEAN Member States

September 1, 2025 to May 23, 2026

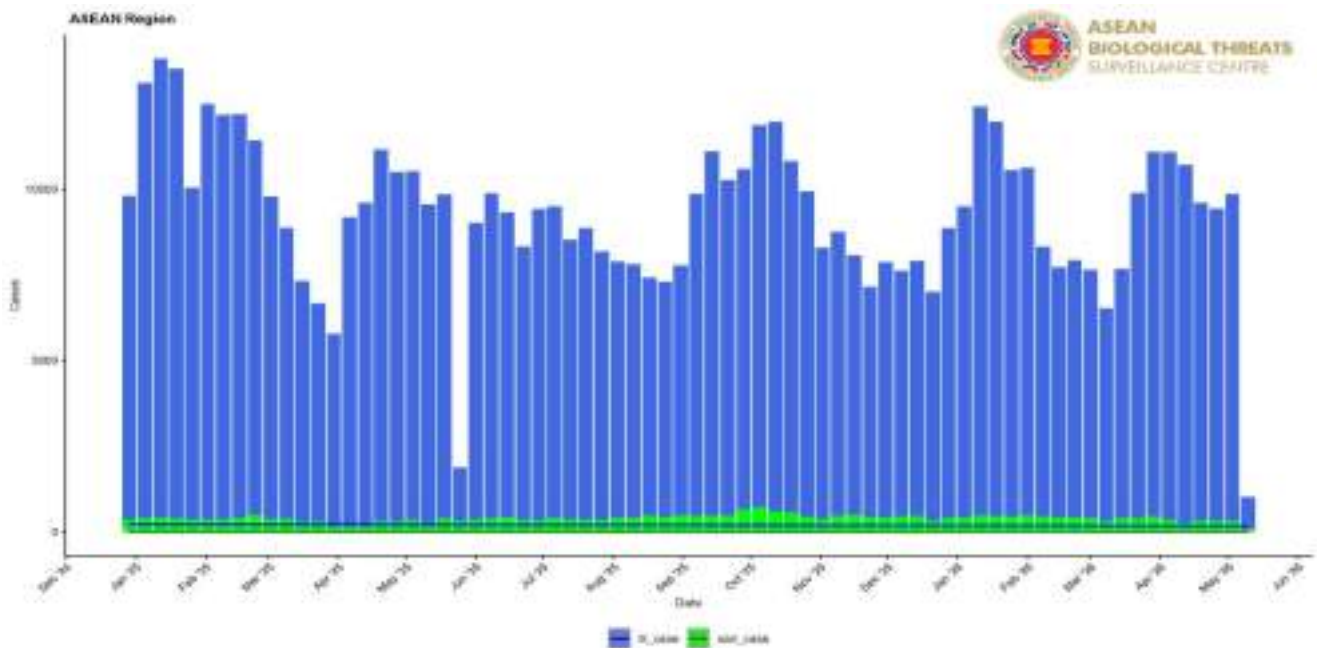


Source: WHO FluNet, accessed on May 26, 2026 (<https://www.who.int/tools/fluinet>)



Trend of Influenza-like Illness (ILI) and Severe Acute Respiratory Illness (SARI) in the ASEAN Region

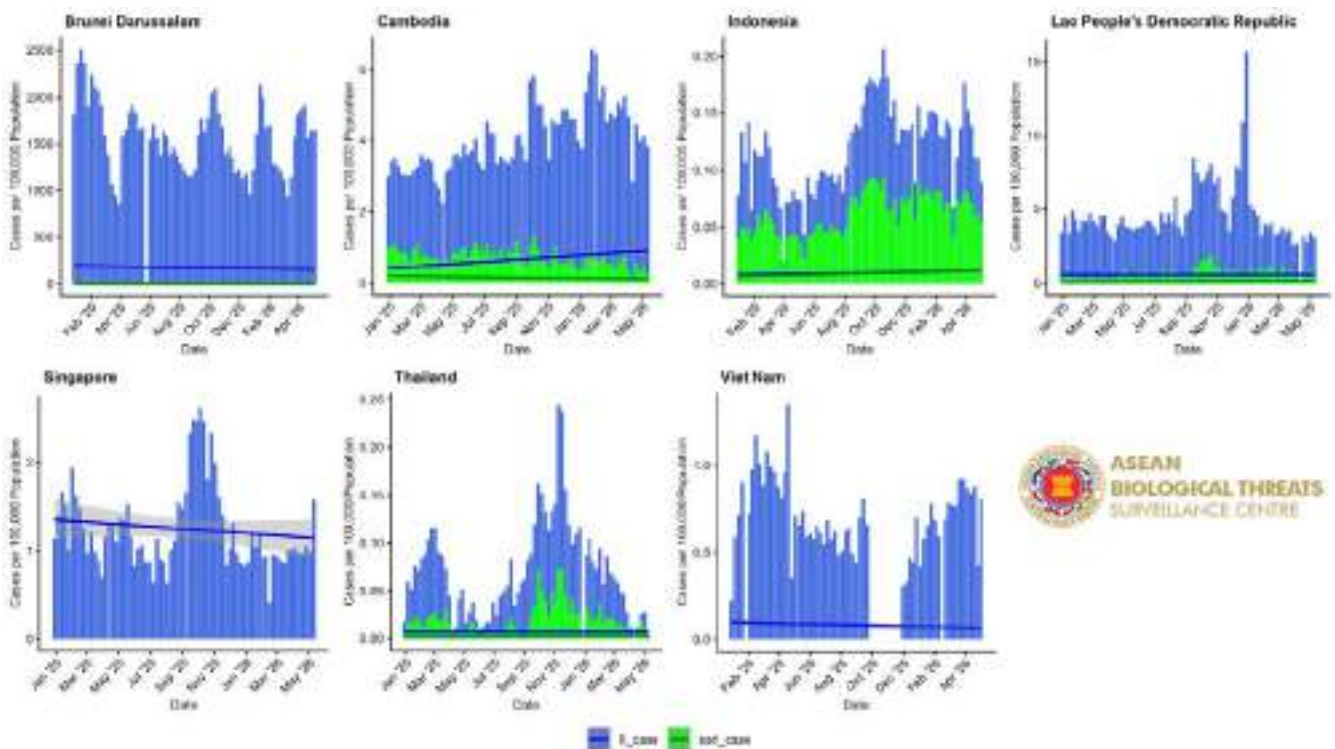
January 1, 2025 to May 23, 2026



Source: WHO FluID, accessed May 26, 2026 (<https://www.who.int/teams/global-influenza-programme/surveillance-and-monitoring/influenza-surveillance-outputs>)

Trend of Influenza-like Illness (ILI) and Severe Acute Respiratory Illness (SARI) among ASEAN Member States

January 1, 2025 to May 23, 2026



Source: WHO FluID, accessed May 26, 2026 (<https://www.who.int/teams/global-influenza-programme/surveillance-and-monitoring/influenza-surveillance-outputs>)



AVIAN INFLUENZA (H5N1)

Key Findings

- In 2026, Avian Influenza (H5N1) is found in Cambodia. In Epi-week 20, there was no new case in the ASEAN region.

Distribution of Avian Influenza (H5N1) cases in the ASEAN Region

AMS	Avian Influenza (H5N1)					
	Cumulative Cases 2025	Cumulative Deaths 2025	Epi-week 20		Period 2026	
			New Cases	New Deaths	Cumulative Cases	Cumulative Deaths
Cambodia	18	9	0	0	4	1
Viet Nam	1	0	0	0	0	0
Total	19	9	0	0	4	1

Source: [WHO](#), [Ministry of Health of Cambodia](#).

HANTAVIRUS

Key Findings

- In 2026, hantavirus is found in Indonesia. In Epi-week 20, 2026, there was no new case of Hantavirus reported.

Distribution of Hantavirus Cases in the ASEAN Region

AMS	Hantavirus					
	Cumulative Cases 2025	Cumulative Deaths 2025	Epi-week 20		Period 2026	
			New Cases	New Deaths	Cumulative Cases	Cumulative Deaths
Indonesia	18	0	0	0	5	0
Total	18	0	0	0	5	0

Source: [MoH Indonesia](#)

LEGIONELLOSIS

Key Findings

- In 2026, the legionellosis is found in Singapore and Thailand. In Epi-week 20, there was no case of Legionellosis reported in the region.

Distribution of Legionellosis Cases in the ASEAN Region

AMS	Legionellosis					
	Cumulative Cases 2025	Cumulative Deaths 2025	Epi-week 20		Period 2026	
			New Cases	New Deaths	Cumulative Cases	Cumulative Deaths
Indonesia	49	2	0	0	0	0
Singapore	62	0	0	0	11	0
Thailand	24	1	0	0	11	0
Total	135	3	0	0	22	0

Source: [MoH Indonesia](#), [MoH Singapore](#), [MoH Thailand](#)



MENINGOCOCCAL DISEASE

Key Findings

- In 2026, meningococcal disease is found in Indonesia, Singapore, Thailand, and Viet Nam. In Epi-week 20, 2026, there was no case of Meningococcal Disease reported among AMS.

Distribution of Meningococcal Disease Cases in the ASEAN Region

AMS	Meningococcal Disease					
	Cumulative Cases 2025	Cumulative Deaths 2025	Epi-week 20		Period 2026	
			New Cases	New Deaths	Cumulative Cases	Cumulative Deaths
Indonesia	0	0	0	0	1	1
Singapore	7	0	0	0	2	0
Thailand	39	5	0	0	10	3
Viet Nam	95	0	0	0	1	0
Total	141	5	0	0	14	4

Source: [WHO](#), [MoH Indonesia](#), [MoH Singapore](#), [MoH Thailand](#)

POLIOMYELITIS

Key Findings

- In 2026, Poliomyelitis has not been reported among AMS. In Epi-week 20, there was no new case of Poliomyelitis reported.

Distribution of Poliomyelitis Cases in the ASEAN Region

AMS	Poliomyelitis					
	Cumulative Cases 2025	Cumulative Deaths 2025	Epi-week 20		Period 2026	
			New Cases	New Deaths	Cumulative Cases	Cumulative Deaths
Lao PDR	1	0	0	0	0	0
Singapore	1	0	0	0	0	0
Total	2	0	0	0	0	0

Source: [WHO](#)

Zoonosis

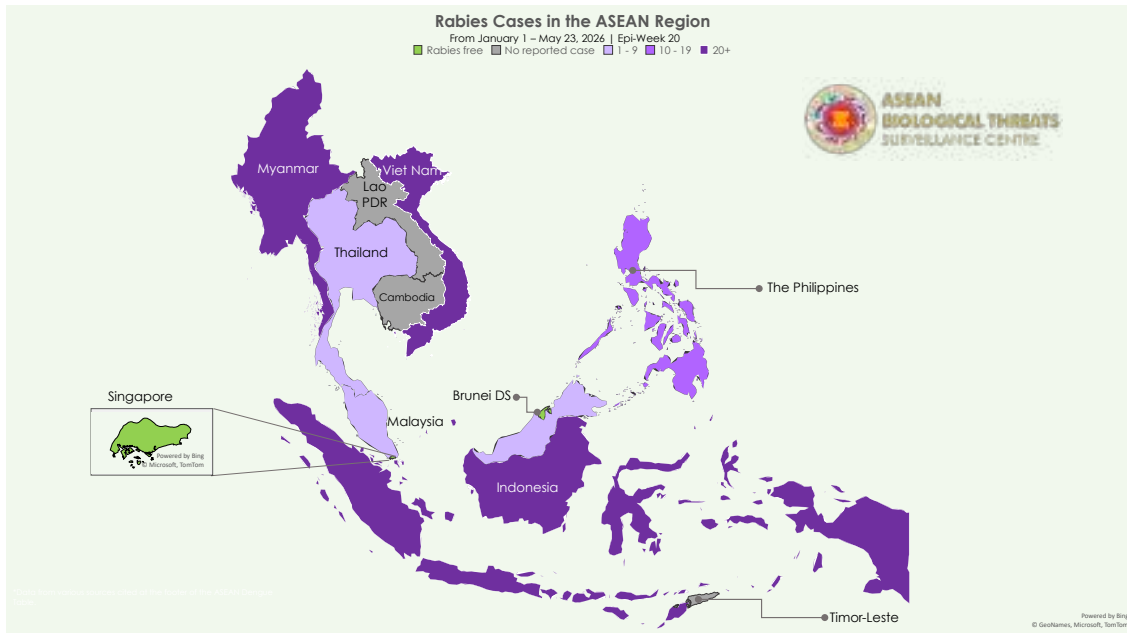




RABIES

Key Findings

- The **ASEAN** region reported **seven** new rabies cases in Epi-week 20, 2026.
- The total number of rabies cases from January 1 to May 23, 2026 are **118** cases with **100%** CFR. The total number of rabies cases from January 1 to May 23, 2026 are **118** cases with **99%** CFR.



Rabies cases in the ASEAN region

Country	Data as of	Cumulative Cases	New Cases Since Previous Report	Cumulative Deaths	CFR
Brunei Darussalam					
			<i>Rabies-free country</i>		
Cambodia	-	-	-	-	-
Indonesia¹	May 2	33	-	33	100%
Laos PDR	-	-	-	-	-
Malaysia²	May 9	4	-	4	100%
Myanmar³	May 23	40	-	40	100%
Philippines²	April 4	17	-	17	100%
Singapore					
			<i>Rabies-free country</i>		
Thailand⁴	May 23	4	-	3	75%
Timor-Leste	-	-	-	-	-
Viet Nam²	May 9	20	-	20	100%
Total		118	0	117	99%

Source:

1. Ministry of Health, Republic of Indonesia
2. Bluedot Platform, accessed May 26, 2026 (<https://portal.bluedot.global/>)
3. Department of Public Health, Ministry of Health, Myanmar
4. Bureau of Epidemiology, Department of Disease Control, Ministry of Public Health Thailand, accessed May 26, 2026, (https://dvis3.ddc.moph.go.th/t/DDC_CENTER_DOE/views/_Weekly/sheet13?%3Aembed=y&%3AisGuestRedirectFromVizportal=y&%3Aorigin=card_share_link)

Vector-Borne Diseases





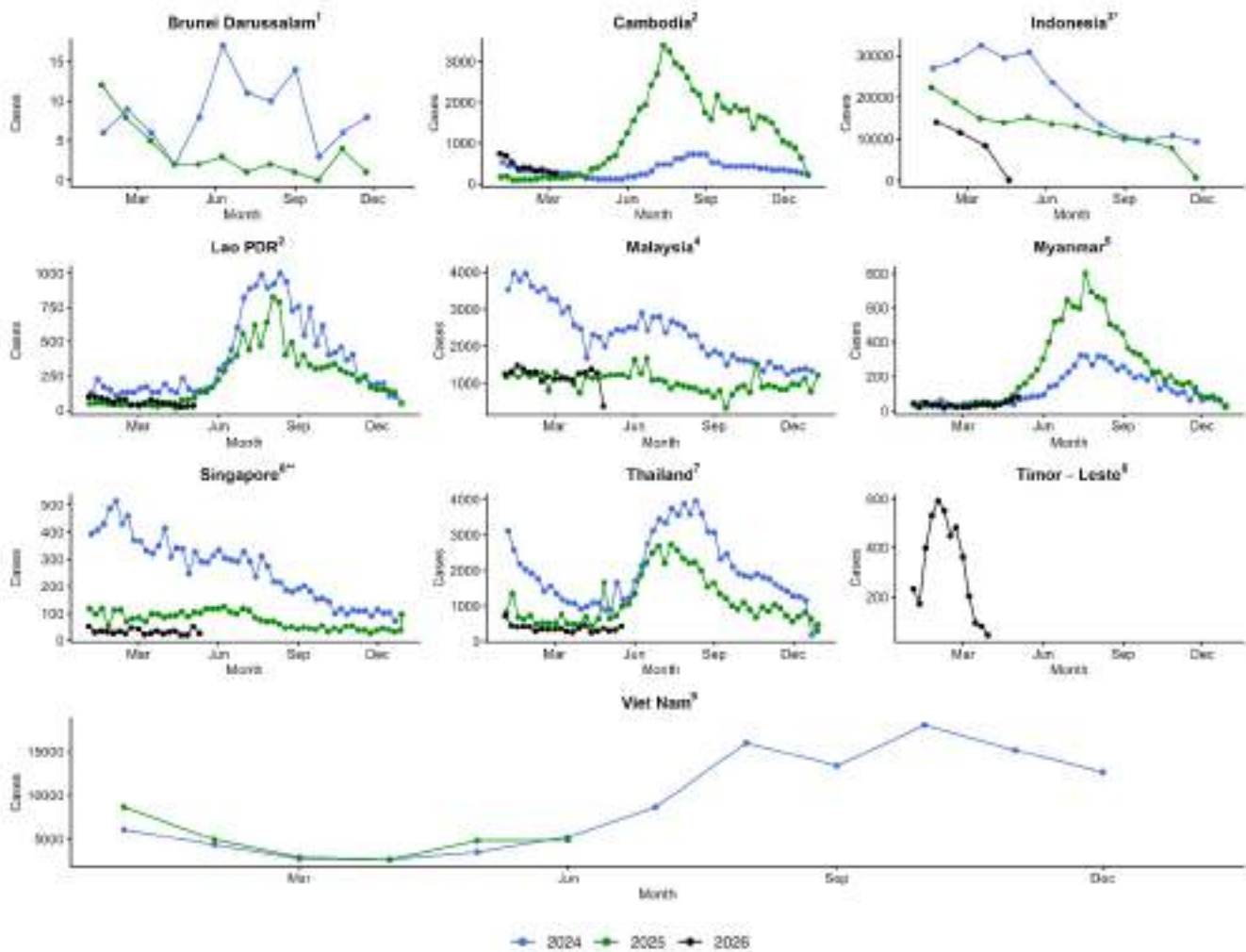
DENGUE

Key Findings

- The **ASEAN** region reported **4,679** new dengue cases in Epi-week 20, 2026. The **ASEAN** region reported **460** new dengue cases in Epi-week 20, 2026.
- The total number of dengue cases from January 1 to May 23, 2026 are **94,860** cases and **102** deaths with **0.11% CFR**. The total number of dengue cases from January 1 to May 23, 2026 are **94,942** cases and **100** deaths with **0.11% CFR**.

Trend of Dengue cases in the ASEAN region, 2024 - 2026

Below are trend of dengue cases among ASEAN Member States since January 1, 2024 up to May 23, 2026.



Source:

1. Ministry of Health, Brunei Darussalam
 2. WHO WPRO, "Dengue," World Health Organization, accessed May 26, 2026 (<https://www.who.int/westernpacific/emergencies/surveillance/dengue>).
 3. Ministry of Health, Republic of Indonesia
 4. Portal Rasmi iDengue untuk Komuniti, accessed May 26, 2026 (<https://idengue.mysa.gov.my/>)
 5. Department of Public Health, Ministry of Health, Myanmar
 6. Ministry of Health. "Weekly Infectious Disease Bulletin", accessed May 26, 2026 . (<https://www.moh.gov.sg/resources-statistics/infectious-disease-statistics/2025/weekly-infectious-diseases-bulletin>)
 7. Bureau of Epidemiology, Department of Disease Control, Ministry of Public Health Thailand, accessed May 26, 2026 , (https://dvis3.ddc.moph.go.th/t/DDC_CENTER_DOE/views/_Weekly/sheet13?%3Aembed=y&%3AisGuestRedirectFromVizportal=y&%3Aorigin=card_share_link)
 8. Ministry of Health, Timor-Leste
 9. WHO Global Dengue Surveillance, accessed May 26, 2026 (https://worldhealthorg.shinyapps.io/dengue_global/)
- Data were updated and collected from official sources, which may have a 2-8 weeks delay in reporting. Data must be interpreted cautiously.
*Notified dengue cases only includes severe cases Dengue Hemorrhagic fever (DHF) and Dengue Shock Syndrome (DSS)
**Notified dengue cases only includes Dengue Fever (DF) and DHF



Comparison between Precipitation (Rainfall) and Dengue Cases in the ASEAN region

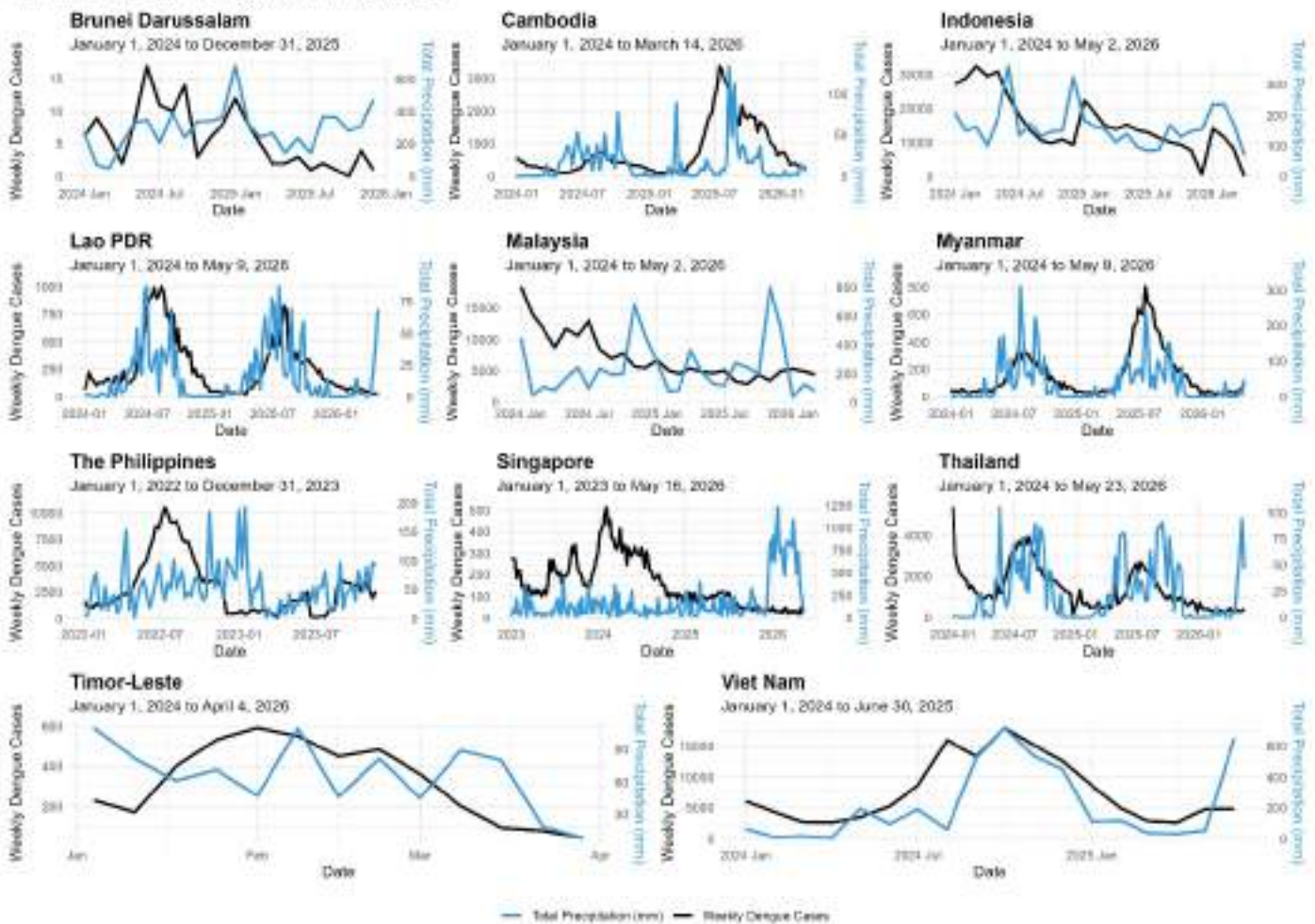
This summary describes the dengue and precipitation patterns shown in the country visualization. It focuses on observed dengue cases and precipitation (rainfall) intensity based on data since January 1, 2022 up to May 23, 2026.

Across the countries, precipitation and dengue cases often show a seasonal relationship, but the strength of that relationship varies. Cambodia, Lao PDR, Myanmar, Thailand, and Viet Nam show the clearest overlap between higher rainfall periods and increased dengue activity, with dengue peaks generally occurring during or near rainy-season months. Viet Nam shows the strongest match, as both dengue cases and precipitation peak in October 2024. Lao PDR and Myanmar also show mid-year increases in both rainfall and dengue, while Cambodia's dengue peak occurs in July 2025, shortly before the precipitation peak in August 2025.

However, the comparison also shows that high precipitation does not always correspond to high dengue cases. Brunei and Singapore experience frequent or high rainfall, but dengue counts remain relatively low. Malaysia has high and variable rainfall, including a major precipitation peak in November 2025, while dengue cases decline over the same period. Indonesia also shows a large dengue peak in March 2024, but this does not align closely with its highest precipitation month. Overall, rainfall appears to be an important seasonal context for dengue in several countries, but it is not a consistent predictor across all AMS countries.

Dengue Cases and Precipitation Trends in ASEAN Member States

Data from January 1, 2022 to May 23, 2026 (varies by country)



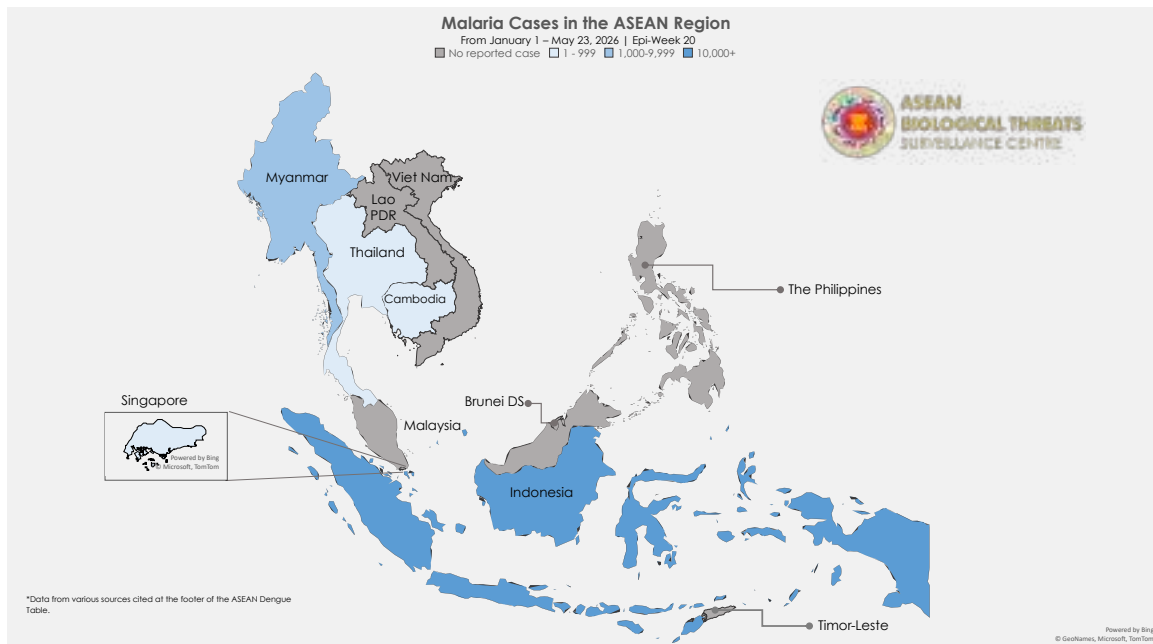
Weather Data Source: NASA POWER



MALARIA

Key Findings

- The **ASEAN** region reported **14,406** new malaria cases in Epi-week 20, 2026. The **ASEAN** region reported **161** new malaria cases in Epi-week 20, 2026.
- The total number of malaria cases from January 1 to May 23, 2026 are **238,768** cases and **206** deaths with **0.09%** CFR. The total number of malaria cases from January 1 to May 23, 2026 are **238,925** cases and **206** deaths with **0.09%** CFR.



Malaria cases in the ASEAN region

Country	Data as of	Cumulative Cases	New Cases Since Last Week	Cumulative Deaths	CFR
Brunei Darussalam	-	-	-	-	-
Cambodia¹	May 23	8	2	0	0.00%
Indonesia²	May 23	212,164	-	142	0.10%
Lao PDR	-	-	-	-	-
Malaysia	-	-	-	-	-
Myanmar³	March 31	25,252	-	0	0.00%
Philippines	-	-	-	-	-
Singapore⁴	May 16	9	2	0	0.00%
Thailand⁵	May 23	1,492	157	1	0.17%
Timor-Leste	-	-	-	-	-
Viet Nam	-	-	-	-	-
Total		238,925	161	206	0.09%

Source:

1. Cambodia National Malaria Center, accessed May 26, 2026 (<https://mis.cnm.gov.kh/Dashboard>)
2. Malaria Cases in Indonesia, accessed May 26, 2026 (<https://malaria.kemkes.go.id/case>)
3. Department of Public Health, Ministry of Health, Myanmar
4. Ministry of Health Singapore, accessed May 26, 2026 (<https://www.moh.gov.sg/others/resources-and-statistics/infectious-disease-statistics-2025-weekly-infectious-diseases-bulletin>)
5. Bureau of Epidemiology, Department of Disease Control, Ministry of Public Health Thailand, accessed May 26, 2026 (https://dvis3.ddc.moph.go.th/t/DDC_CENTER_DOE/views/Weekly/sheet13?%3Aembed=y&%3AisGuestRedirectFromVizportal=y&%3Aorigin=card_share_link)

A close-up photograph of a person wearing a white lab coat, using a syringe to draw liquid from a small glass vial. The person's hands are visible, and the background is a soft-focus clinical setting. The text 'Vaccine-Preventable Diseases' is overlaid in large white font on the left side of the image.

Vaccine- Preventable Diseases



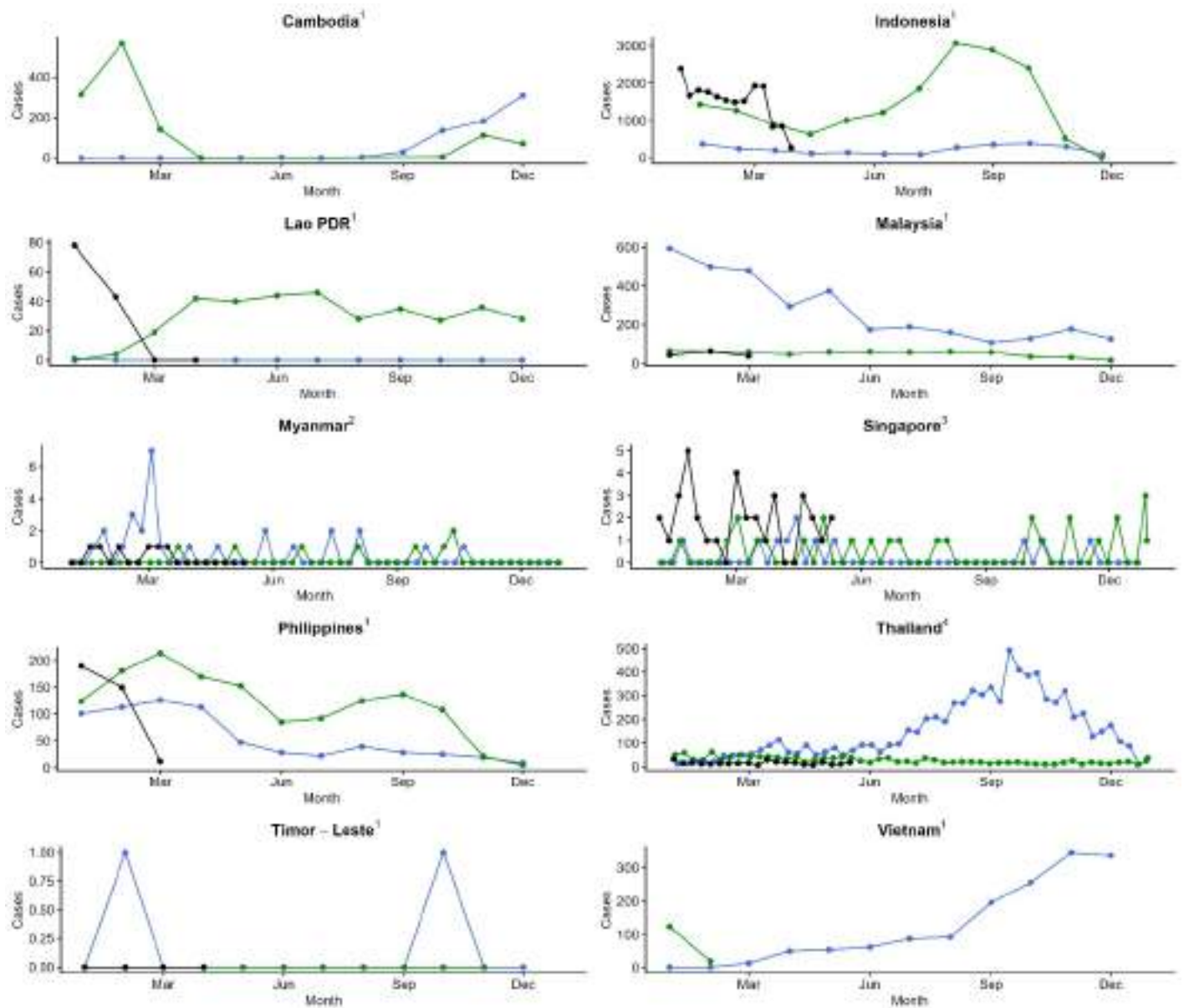
MEASLES

Key Findings

- The **ASEAN** region reported **167** new measles cases in Epi-week 20, 2026. The **ASEAN** region reported **21** new measles cases in Epi-week 20, 2026.
- The total number of measles cases from January 1 to May 23, 2026 are **20,587** cases with **0%** CFR. The total number of measles cases from January 1 to May 23, 2026 are **20,596** cases with **0%** CFR.

Trend of Measles cases in the ASEAN region, 2024 – 2026

Below are trend of measles cases among ASEAN Member States since January 1, 2024 up to May 23, 2026.





← 2024 → 2025 → 2026

Source:

1. Provisional Measles and Rubella Data, World Health Organization, accessed May 26, 2026 (<https://immunizationdata.who.int/global?topic=Provisional-measles-and-rubella-data&location=>) Provisional Measles and Rubella Data, World Health Organization, accessed May 26, 2026 (<https://immunizationdata.who.int/global?topic=Provisional-measles-and-rubella-data&location=>)
2. Department of Public Health, Ministry of Health, Myanmar
3. Ministry of Health Singapore, accessed May 26, 2026 (<https://www.moh.gov.sg/others/resources-and-statistics/infectious-disease-statistics-2025-weekly-infectious-diseases-bulletin>)
4. Bureau of Epidemiology, Department of Disease Control, Ministry of Public Health Thailand, accessed May 26, 2026 (https://dvis3.ddc.moph.go.th/DDC_CENTER_DOE/views/_Weekly/sheet13?%3Aembed=y&%3AisGuestRedirectFromVizportal=y&%3Aorigin=card_share_link)



**ASEAN
BIOLOGICAL THREATS
SURVEILLANCE CENTRE**

Support generated by
ASEAN BIOLOGICAL THREATS SURVEILLANCE CENTRE

Email: support@abiocasporn.org

Facebook: [abiocofficial](#)

Instagram: [abiocofficial](#)