



**ASEAN
BIODIASPORA
VIRTUAL CENTER**

**ABC
B
A**

Morbidity and Mortality Weekly Report (MMWR)

Infectious & Emerging Diseases
in the ASEAN Region

With Support by:



Korea Disease Control and
Prevention Agency



In partnership with
Canada



Kemenkes



ASSOCIATION
OF SOUTHEAST
ASIAN NATIONS



This report aims to provide the current situation on infectious and emerging diseases in the ASEAN Region. We collate various information from multiple official sources and publicly available sources and is published every week on Wednesday. For feedback and/or suggestions, please write to support@biodiaspora.org

Editorial

ASEAN SECRETARIAT

Assistant Director and Head of Health Division
Human Development Directorate

ASEAN Socio-Cultural Community Department

Jennifer Frances dela Rosa, MPH, MSc HPPF

Programme Coordinator (Health Security)

Mitigation of Biological Threats (MBT) Programme

Michael Glen, MSSc

EDITORIAL TEAM

Editor-in-Chief

Abdurrahman, MPH

Managing Editor

Aldilas Achmad Nursetyo, MD, MS

Associate Editor

Abdul Haris Ibrahim, MHI

Habibi Rohman Rosyad, MSc

Copy Editor

Ajeng Sekar Pratiwi, A.Md

Dwi Sasongko, A.Md.

Supporting Staff

Svetlana Pratiwi, SKM

Divva Kaamila, S.Tr.Kom

Natasha Alicia Putri, S.Tr.Kom

PUBLISHER

ASEAN Biodiaspora Virtual Center

2/F Ministry of Health, Jl. H.R. Rasuna Said, Blok X5, Kav. 4-9, Jakarta Selatan, Jakarta, Indonesia

E-mail: support@biodiaspora.org

Facebook: <https://facebook.com/ASEANBiodiaspora>

Instagram: <https://instagram.com/ASEANBiodiaspora>

Table of Contents

Emerging Diseases	2
Mpox	3
COVID-19	7
Influenza	9
Influenza-like Illness.....	10
Zoonosis	11
Rabies.....	12
Vector-borne Diseases	13
Dengue.....	14
Malaria	15
Vaccine-preventable Diseases	16
Measles	17

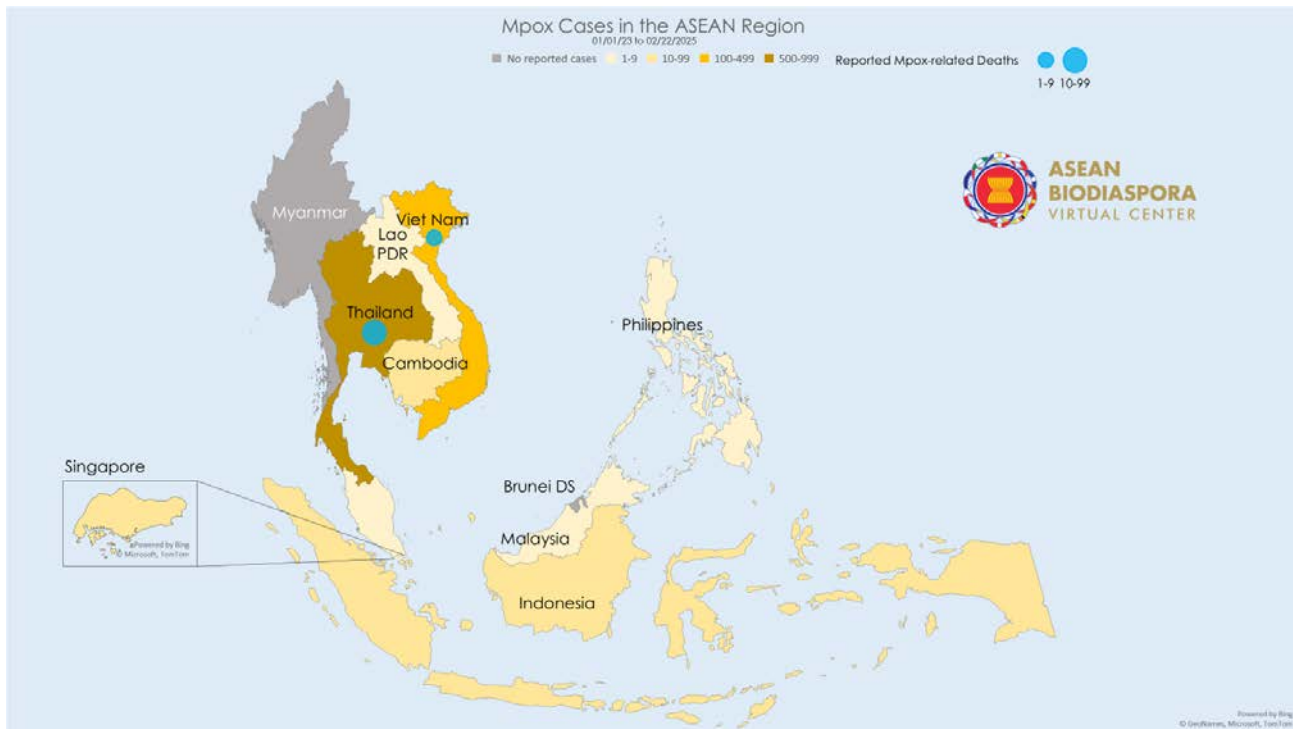
A person wearing a full-body white protective suit, including a hood and a face mask with a filter. They are wearing black gloves and holding a black cylindrical object. The background is a blurred laboratory or clinical setting. The text "Emerging Diseases" is overlaid in large white font on the left side of the image.

Emerging Diseases

MPOX

Mpox Cases Reported in the ASEAN Region

January 1, 2023 – February 22, 2025



Source:

1. Ministry of Health Republic of Indonesia
2. Ministry of Health Singapore, accessed February 25, 2025, <https://www.moh.gov.sg/resources-statistics/infectious-disease-statistics/2023/weekly-infectious-diseases-bulletin>

Key Findings

- From 1 January 2023 to 22 February 2025, **41,234** confirmed cases worldwide since 2023, including **227** deaths. Globally, the CFR was **0.55 %**.
- **1,308 confirmed cases** including **23 deaths** in the **ASEAN** region, with a CFR of **1.76%**.
- **39,926 confirmed cases** of mpox have been reported in **other regions** (other than the **ASEAN** region):

Mpox cases in the ASEAN region (Jan. 1, 2023 to Feb. 22, 2025)

ASEAN Member States	Cumulative Cases 2023-2025	New Cases Since Previous Report	Cumulative Deaths 2023-2024	CFR
Cambodia ¹	20	0	0	0.00%
Indonesia ²	87	0	0	0.00%
Lao PDR ³	1	0	0	0.00%
Malaysia ³	12	0	0	0.00%
Philippines ³	69	10	1	1.45%
Singapore ⁴	52	1	0	0.00%
Thailand ³	858	5	13	1.52%
Vietnam ³	209	2	9	4.31%
ASEAN Total	1,308	18	23	1.76%

Source:

1. Ministry of Health Cambodia
2. Ministry of Health Republic of Indonesia
3. WHO Mpox Outbreak: Global Trends, accessed February 25, 2025 (https://worldhealthorg.shinyapps.io/mpx_global/)
4. Ministry of Health Singapore, accessed February 25, 2025 (<https://www.moh.gov.sg/resources-statistics/infectious-disease-statistics/2023/weekly-infectious-diseases-bulletin>)



Top 5 countries with the most mpox cases globally (Jan. 1, 2023 to Feb. 22, 2025)

Country	Cumulative Cases	New Cases Since Previous Report	Cumulative Deaths	CFR
Democratic Republic of Congo	12,044	0	45	0.37%
United States of America	4,623	225	10	0.22%
Uganda	2,949	100	21	0.71%
Brazil	2,922	150	2	0.07%
People's Republic of China	2,842	0	1	0.04%

Source: Our World in Data, accessed on February 25, 2025 (<https://ourworldindata.org/monkeypox>)

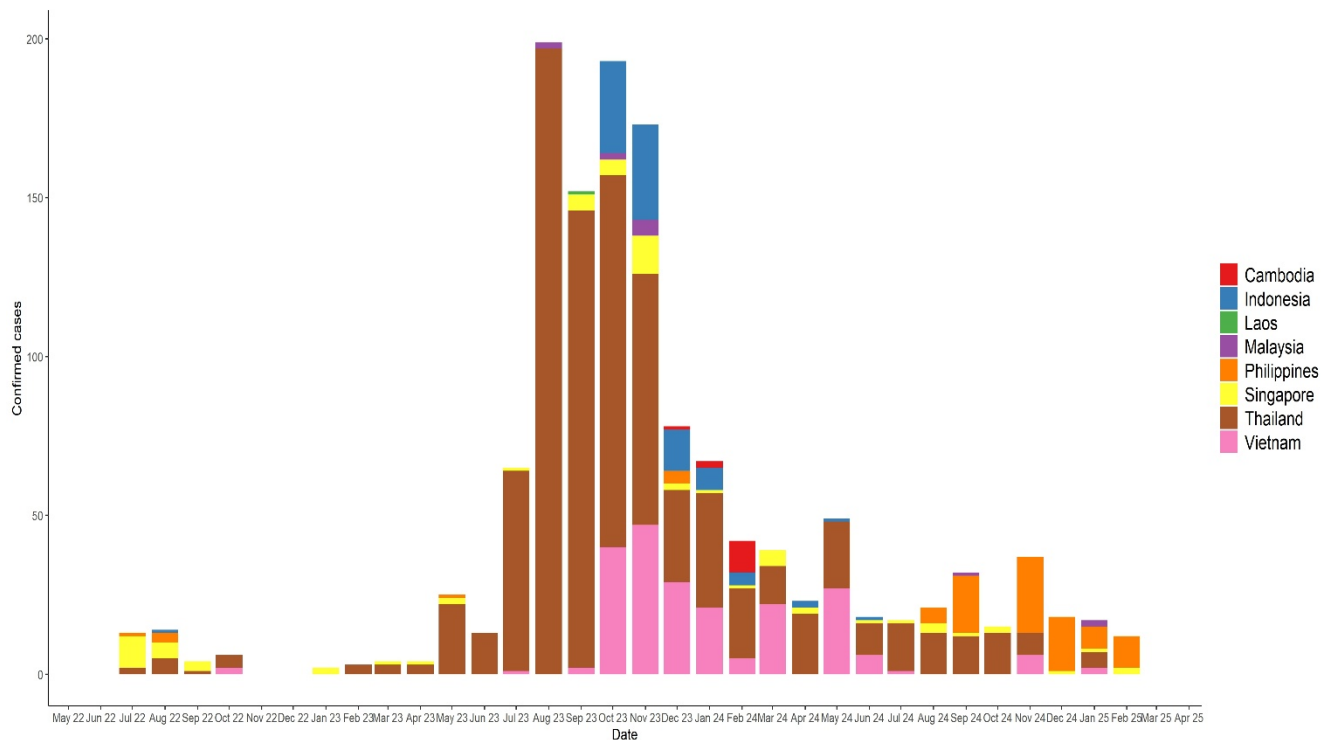
Mpox cases per region (Jan. 1, 2023 to Feb. 22, 2025)

REGIONS	CUMULATIVE CASES 2023-2025	NEW CASES SINCE THE PREVIOUS REPORT	CUMULATIVE DEATHS	CFR
AFRICA	19,515	1,171	77	0.39%
AMERICAS	10,126	527	99	0.98%
ASEAN	1,308	18	23	1.76%
ASIA & OCEANIA	6,963	64	24	0.34%
EUROPE	3,322	217	4	0.12%
TOTAL	41,234	1,997	227	0.55%

Source: Our World in Data, accessed on February 25, 2025 (<https://ourworldindata.org/monkeypox>)

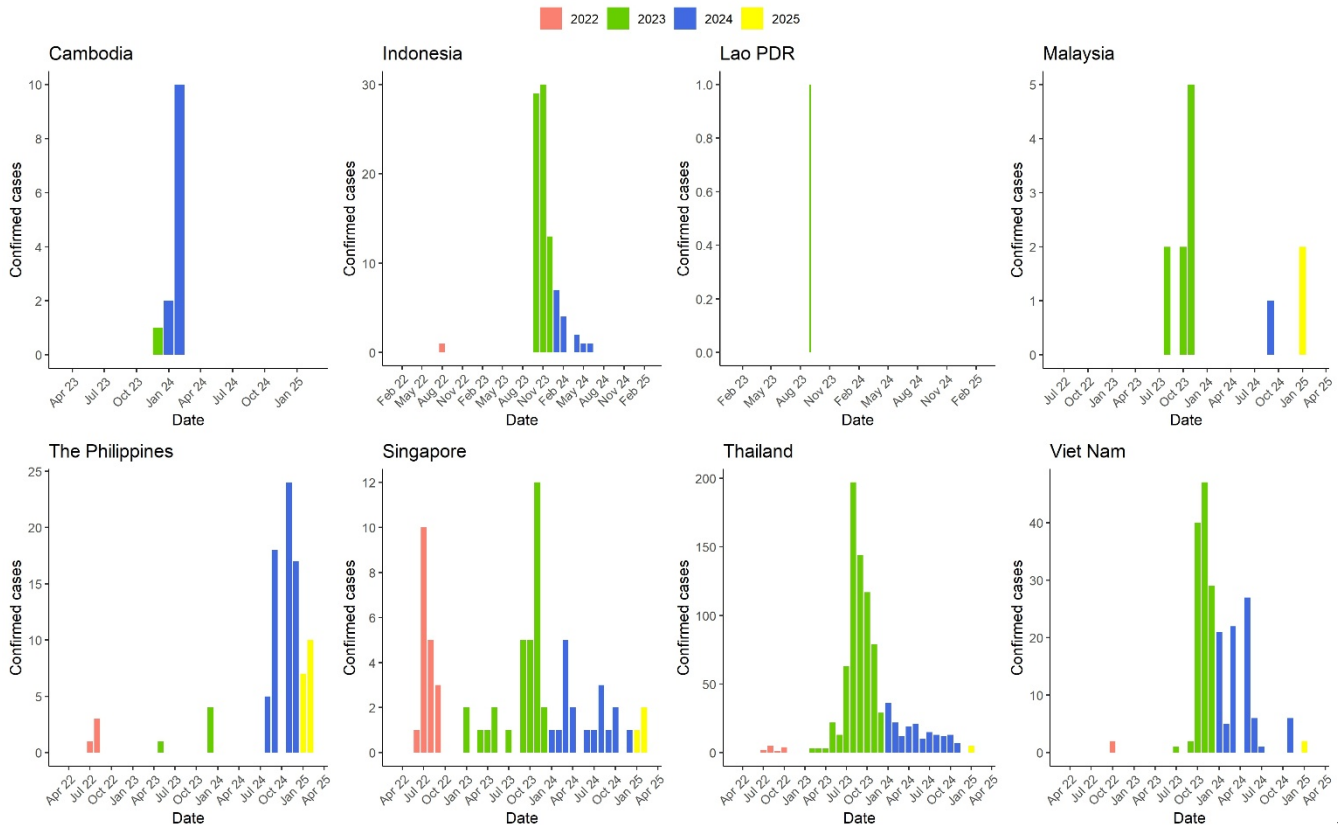
Trend of Mpox Confirmed Cases in the ASEAN Region

January 1, 2022 to February 22, 2025



Source: Our World in Data, accessed on February 25, 2025 (<https://ourworldindata.org/monkeypox>)

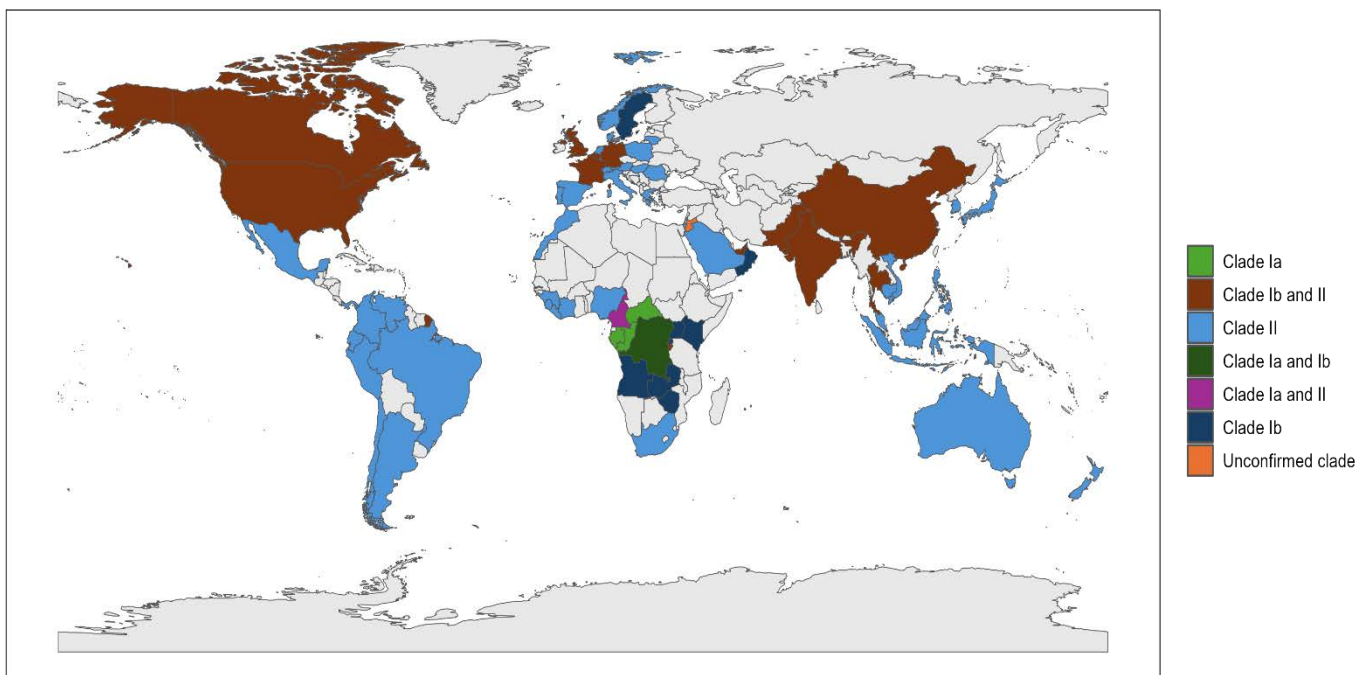
Trend of Mpox Confirmed Cases among ASEAN Member States January 1, 2022 to February 22, 2025



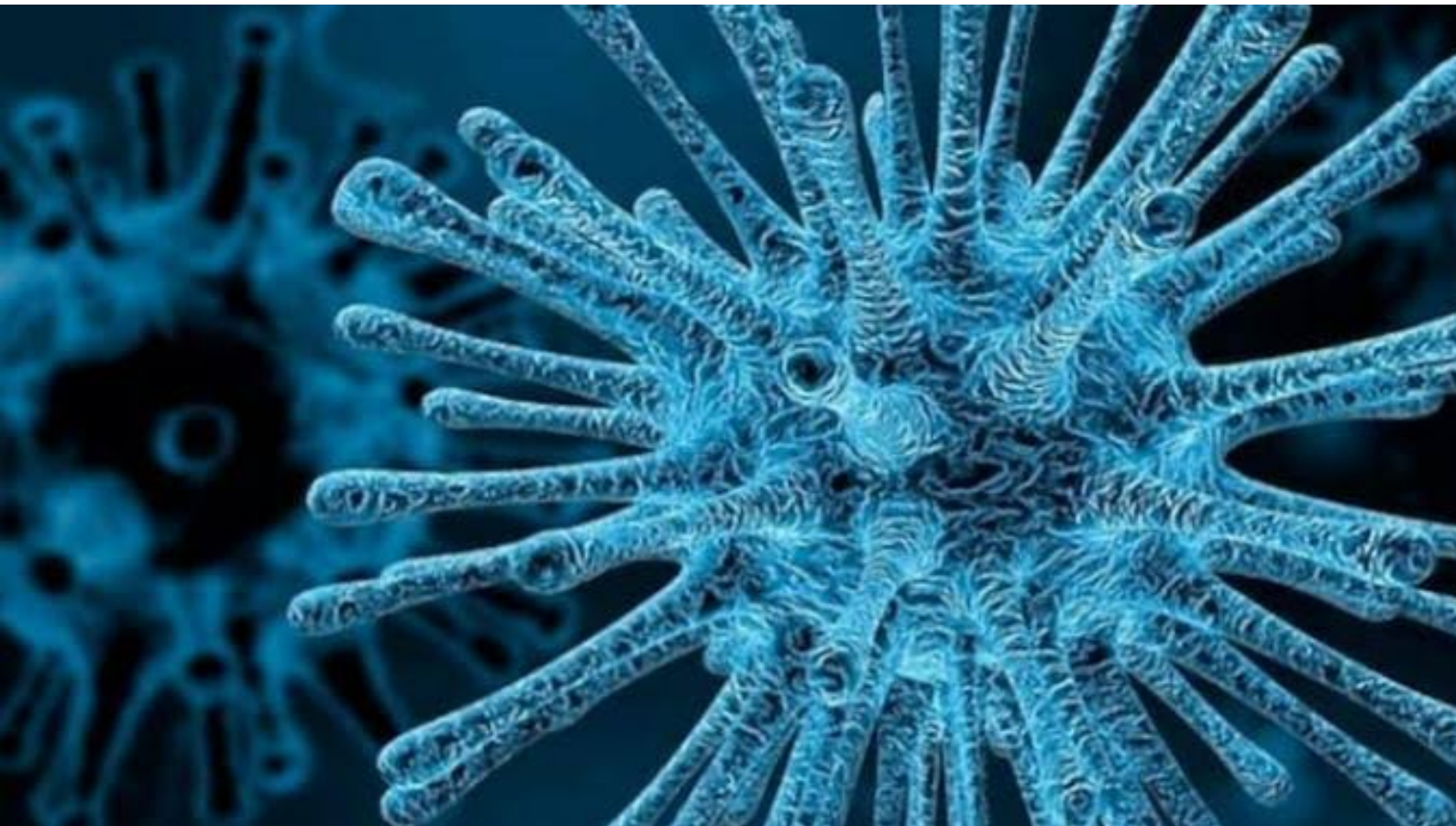
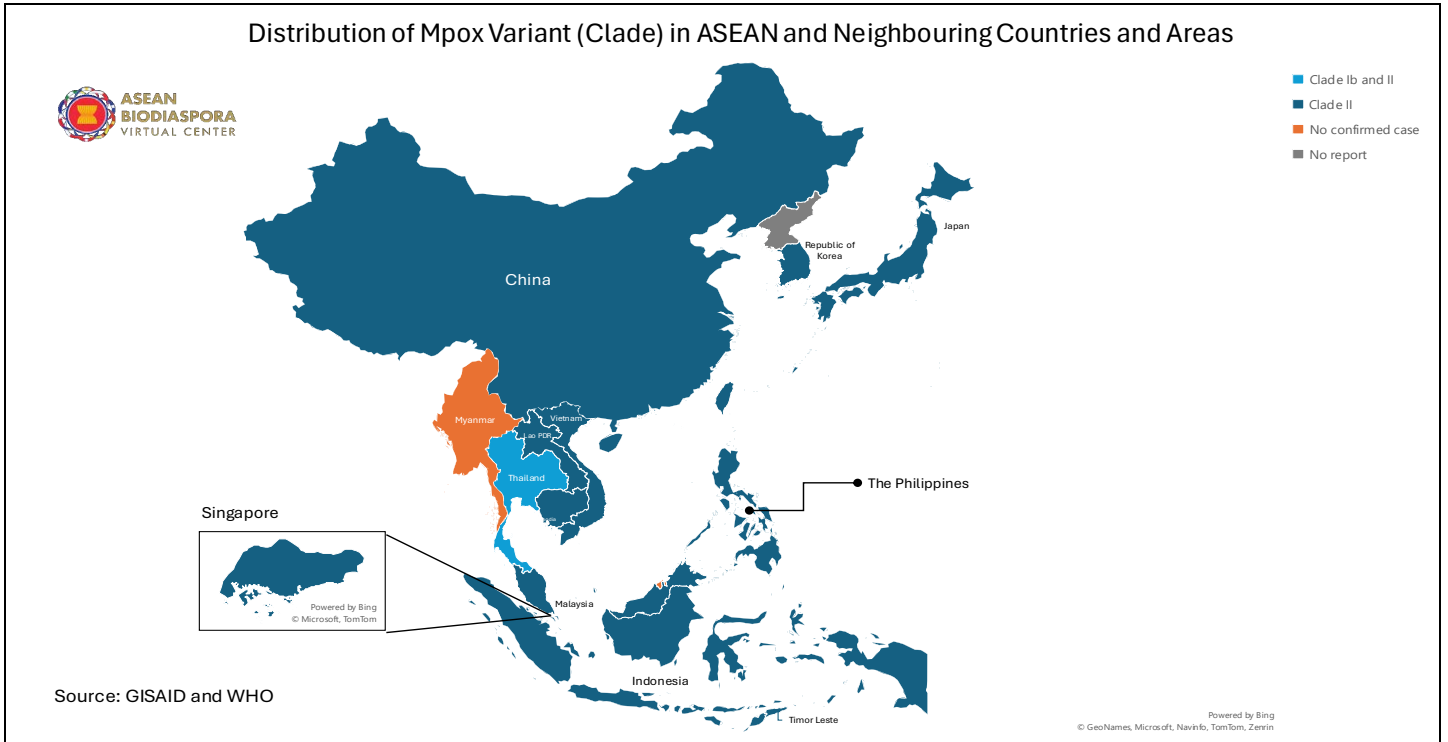
Source: Our World in Data, accessed on February 25, 2025 (<https://ourworldindata.org/monkeypox>)

Distribution of Mpox Variants in The Global As of February 22, 2025

Distribution of Mpox Variant (Clade) in The Global



Distribution of Mpox Variants in the ASEAN and Neighbouring Countries and Areas As of February 22, 2025



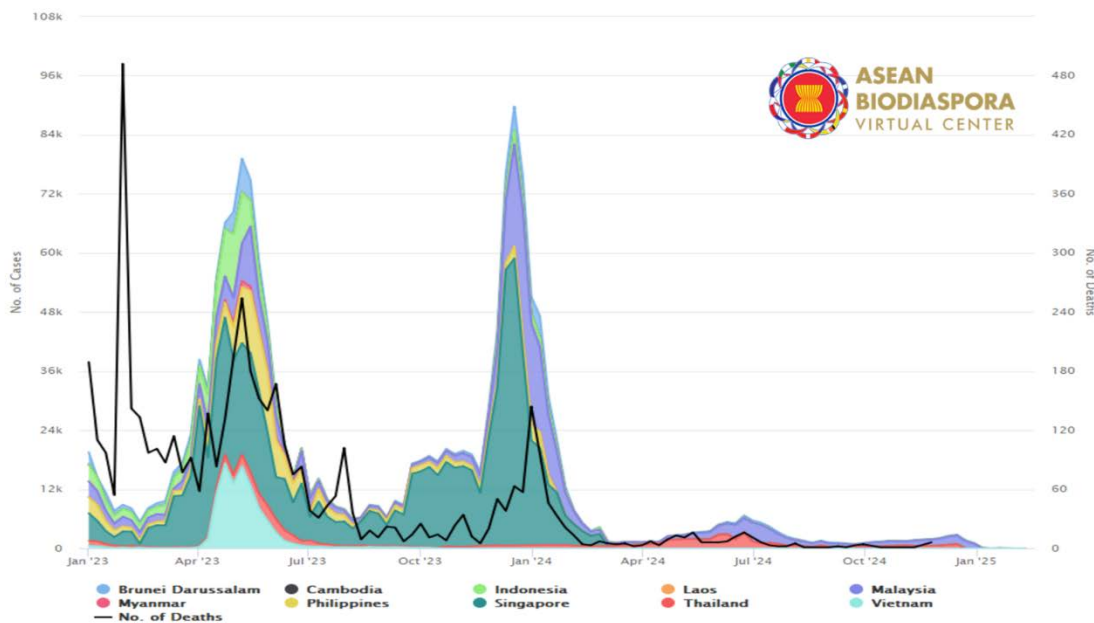
COVID-19

Key Findings

- As of 22 February 2025 (5PM, GMT+7), there were **704,869,977** confirmed cases **worldwide**, including **7,010,834 deaths**. Globally, Case Fatality Rate (CFR) was **1.00%**.
- **37,114,389 total confirmed cases** of COVID-19 have been reported in the **ASEAN Region**.
- The CFR in the **ASEAN Region** was **1.00%**.

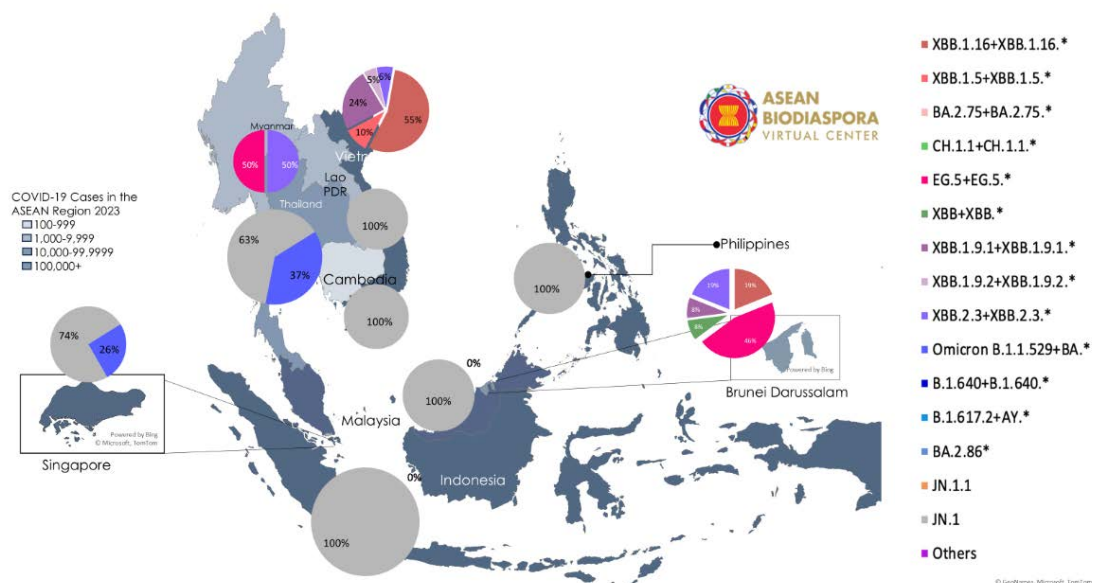
ASEAN Weekly COVID-19 Cases and Deaths

From January 1, 2023 to February 22, 2025



Source: [Singapore Government and the WHO](#), accessed on February 25, 2025

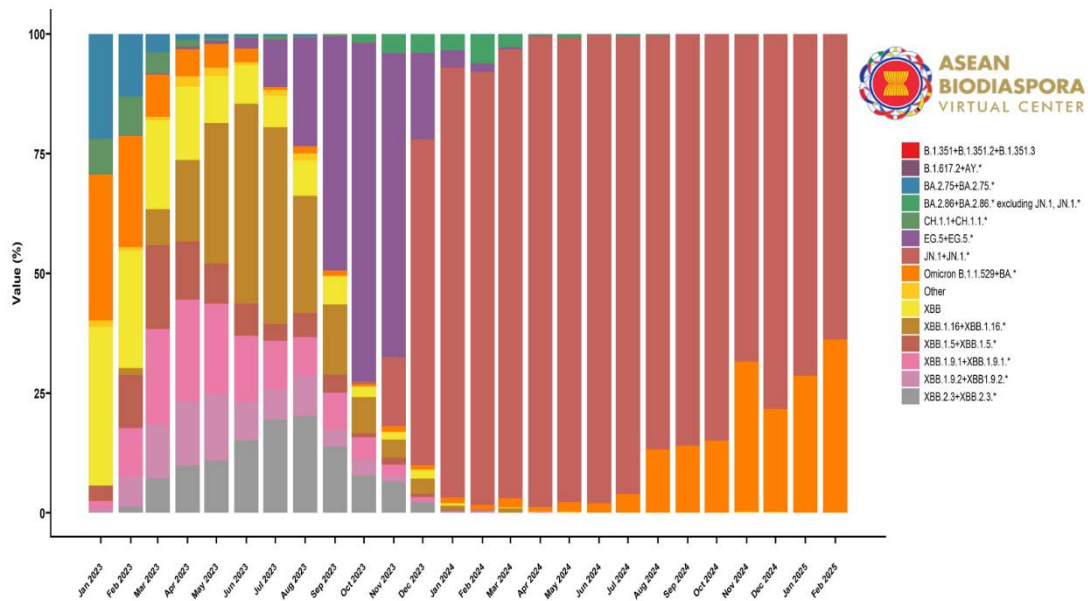
COVID-19 Variants Frequencies Among the ASEAN Member States In February 2025



Source: GISAID. "hCoV-19 Variants Dashboard," accessed February 25, 2025, <https://gisaid.org/hcov-19-variants-dashboard/>.

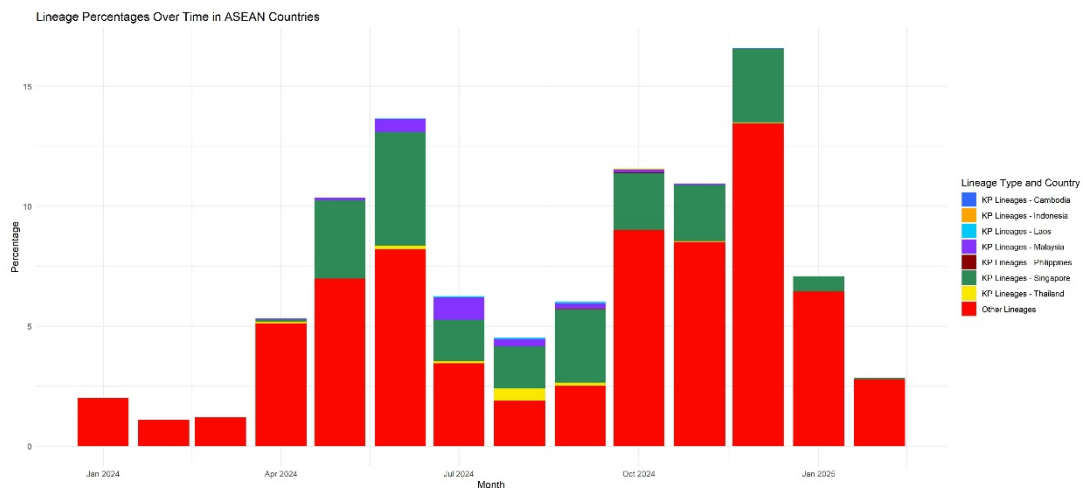


COVID-19 Variants Frequencies in the ASEAN Region From January 2023 to February 2025



Source: GISAID. "hCoV-19 Variants Dashboard," accessed February 25, 2025, <https://gisaid.org/hcov-19-variants-dashboard/>.

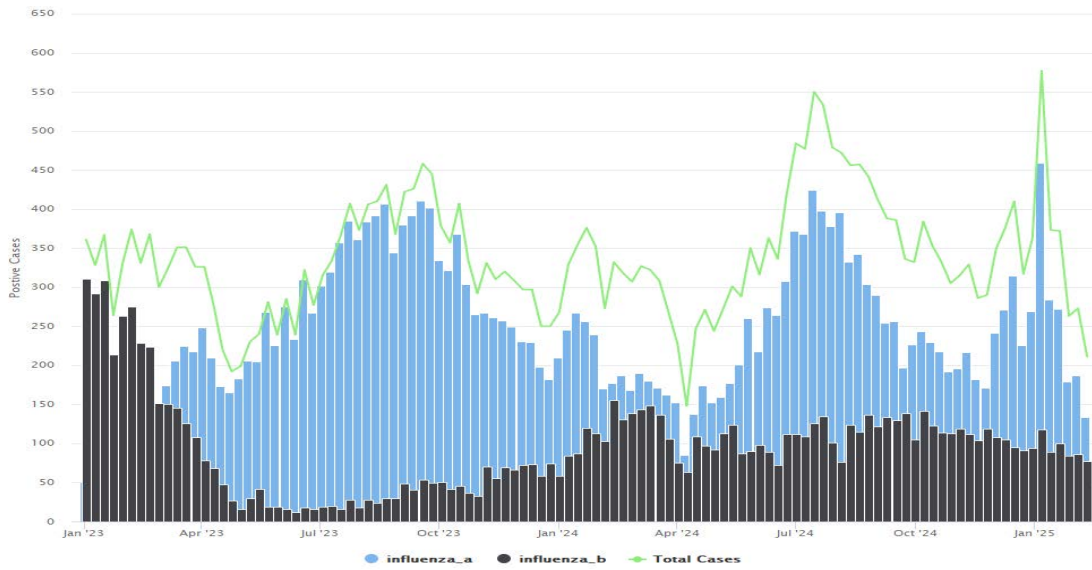
COVID-19 "KP" Sub-Variant detected in the ASEAN region From January 2024 to February 2025



Source: GISAID. "hCoV-19 Variants Dashboard," accessed February 25, 2025 (<https://gisaid.org/hcov-19-variants-dashboard/>)

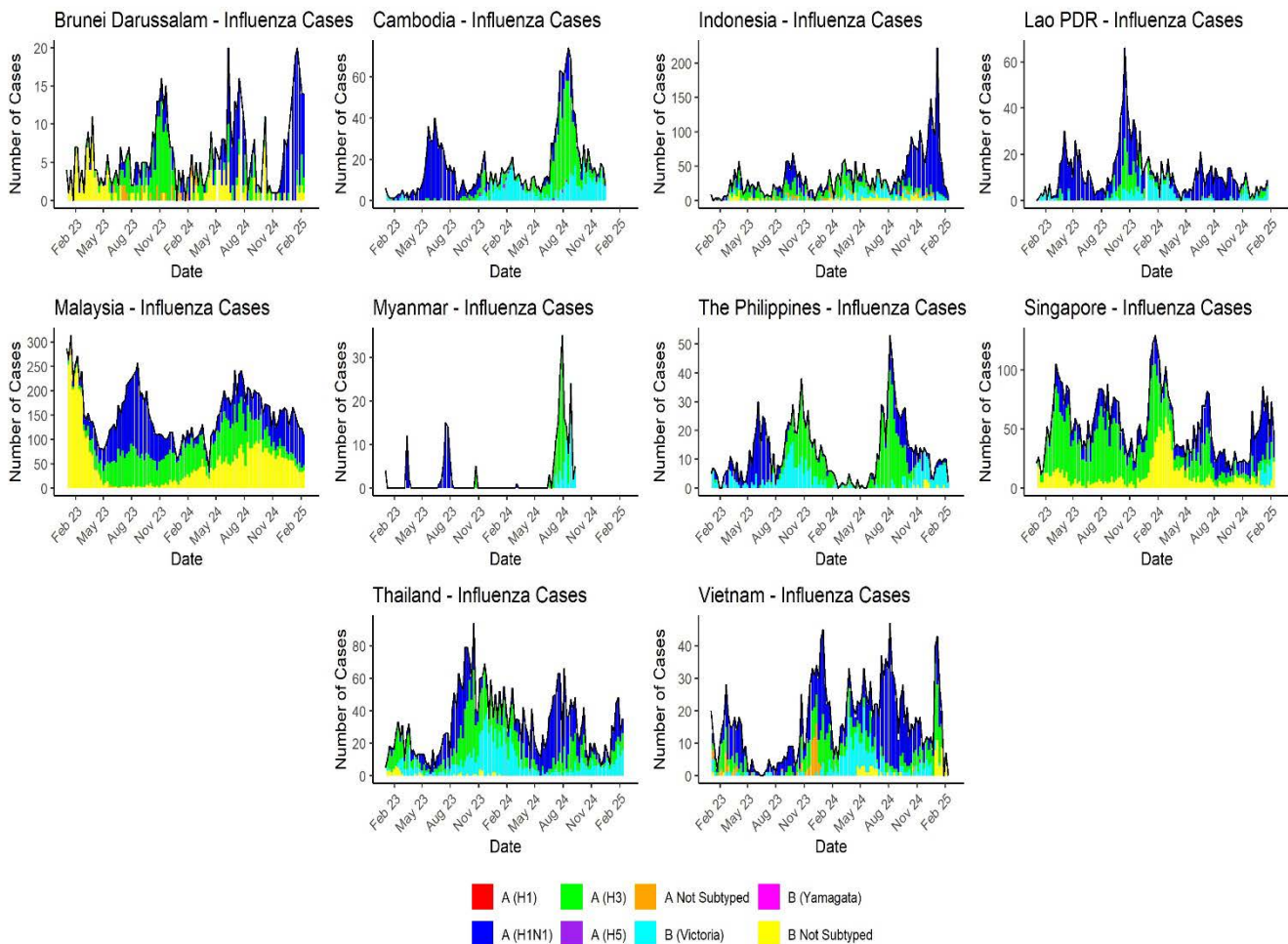


Trends of Influenza Confirmed Cases in the ASEAN region From January 1, 2023 to February 22, 2025



Source: WHO FluNet, accessed on February 25, 2025 (<https://www.who.int/tools/fluNet>)

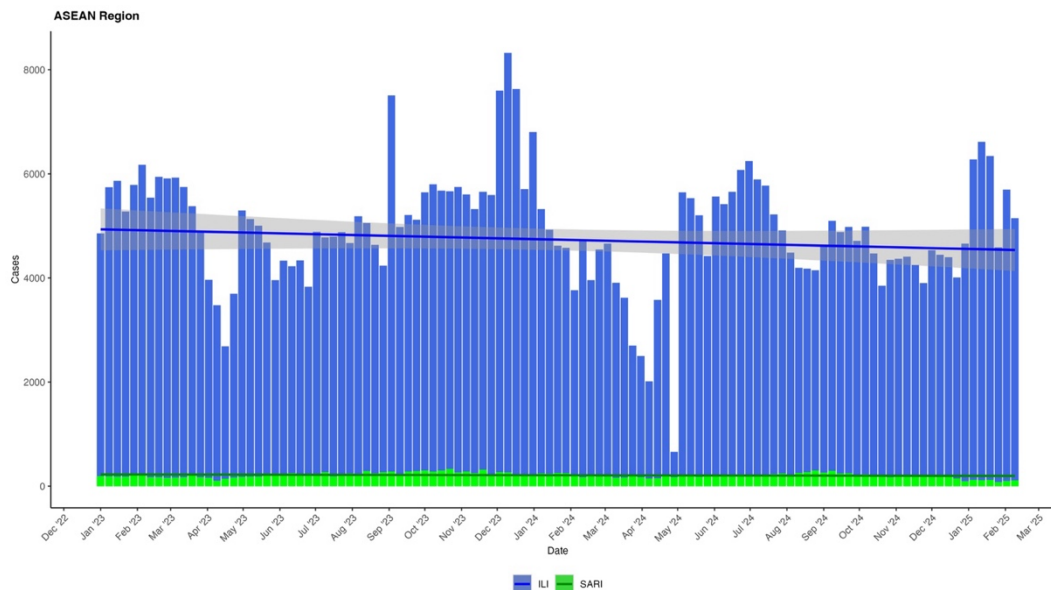
Trend of Influenza Cases among ASEAN Member States January 1, 2023 to February 22, 2025



Source: WHO FluNet, accessed on February 25, 2025 (<https://www.who.int/tools/fluNet>)

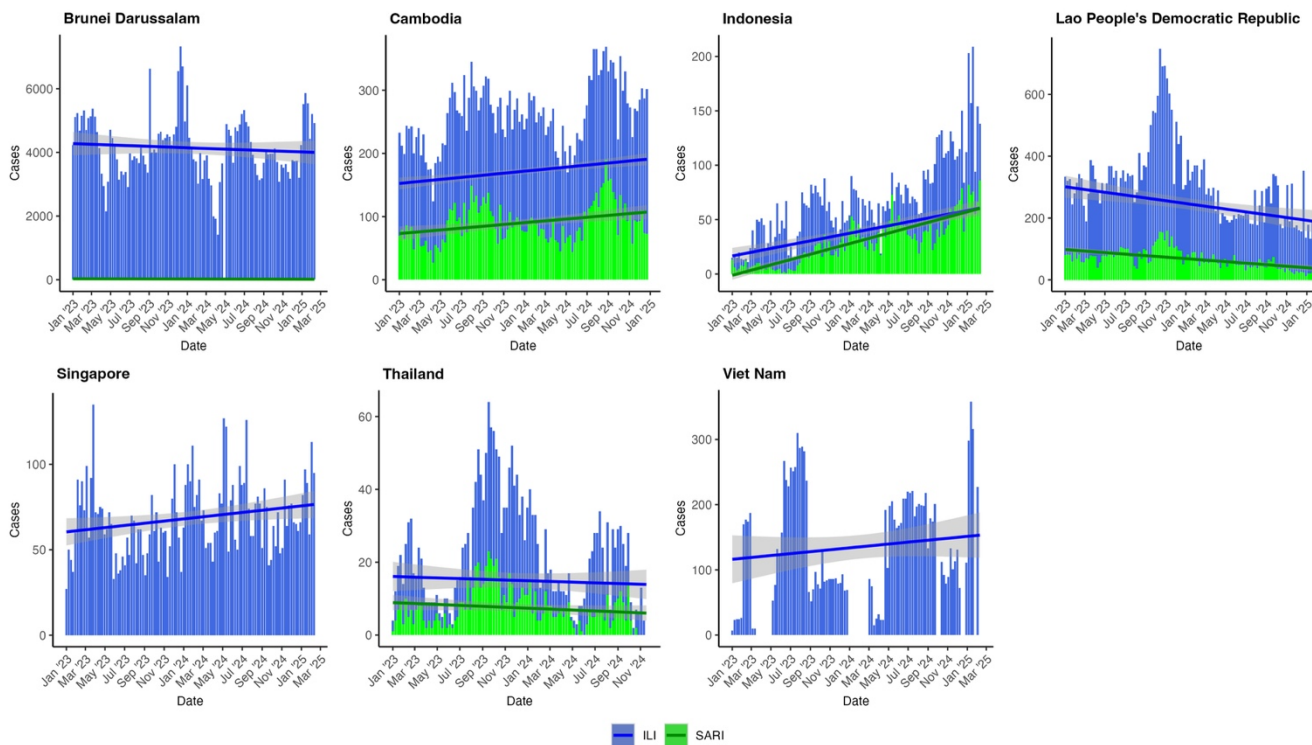


Trend of Influenza-like Illness in the ASEAN Region January 1, 2023 to February 22, 2025



Source: WHO FluID, accessed February 25, 2025 (<https://www.who.int/teams/global-influenza-programme/surveillance-and-monitoring/influenza-surveillance-outputs>)

Trend of Influenza-like Illness among ASEAN Member States January 1, 2023 to February 22, 2025



Source: WHO FluID, accessed February 25, 2025 (<https://www.who.int/teams/global-influenza-programme/surveillance-and-monitoring/influenza-surveillance-outputs>)

Zoonosis



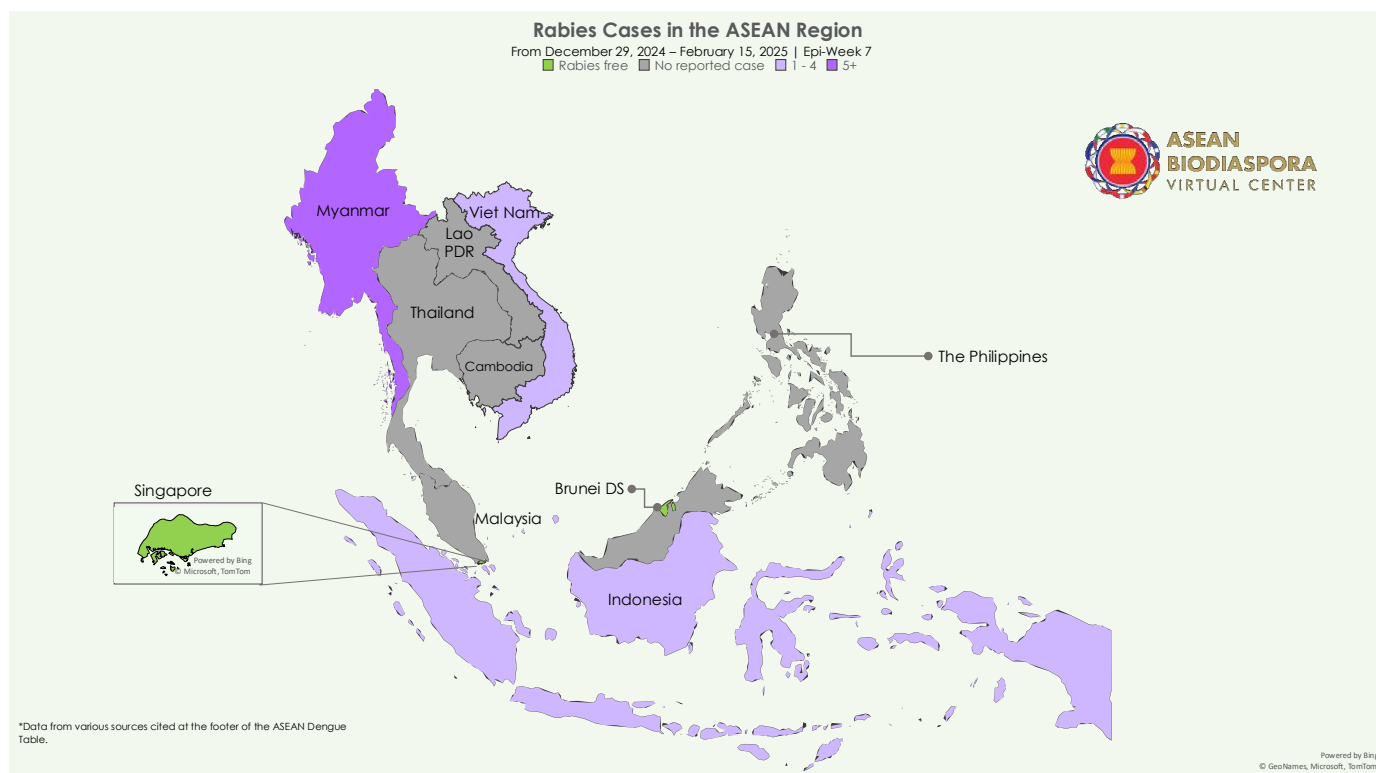
RABIES

Rabies Cases in the ASEAN Region

From December 29, 2024 to February 22, 2025 (Epi-Week 7, 2025)

Key Findings

- The **ASEAN** region reported **NO** new rabies cases in Epiweek 8, 2025.
- Up to February 22, 2025, the region reported **16** total cases with **100%** CFR.



Rabies cases in the ASEAN region

Country	Cumulative Cases in 2024	Cumulative Cases in 2025	New Cases Since Previous Report	Cumulative Deaths	CFR
Brunei Darussalam			Rabies-free country		
Cambodia	-	-	-	-	-
Indonesia¹	102	4	-	4	100%
Lao PDR	-	-	-	-	-
Malaysia²	79	-	-	-	-
Myanmar³	79	8	-	8	100%
Philippines²	354	-	-	-	-
Singapore			Rabies-free country		
Thailand⁴	5	-	-	-	-
Viet Nam²	80	4	0	4	100%
Total	696	16	0	16	100%

Source:

1. Ministry of Health, Republic of Indonesia
2. Bluedot Platform, accessed February 25, 2025 (<https://portal.bluedot.global/>)
3. Department of Public Health, Ministry of Health, Myanmar
4. Bureau of Epidemiology, Department of Disease Control, Ministry of Public Health Thailand, accessed February 25, 2025

Vector-Borne Diseases



DENGUE

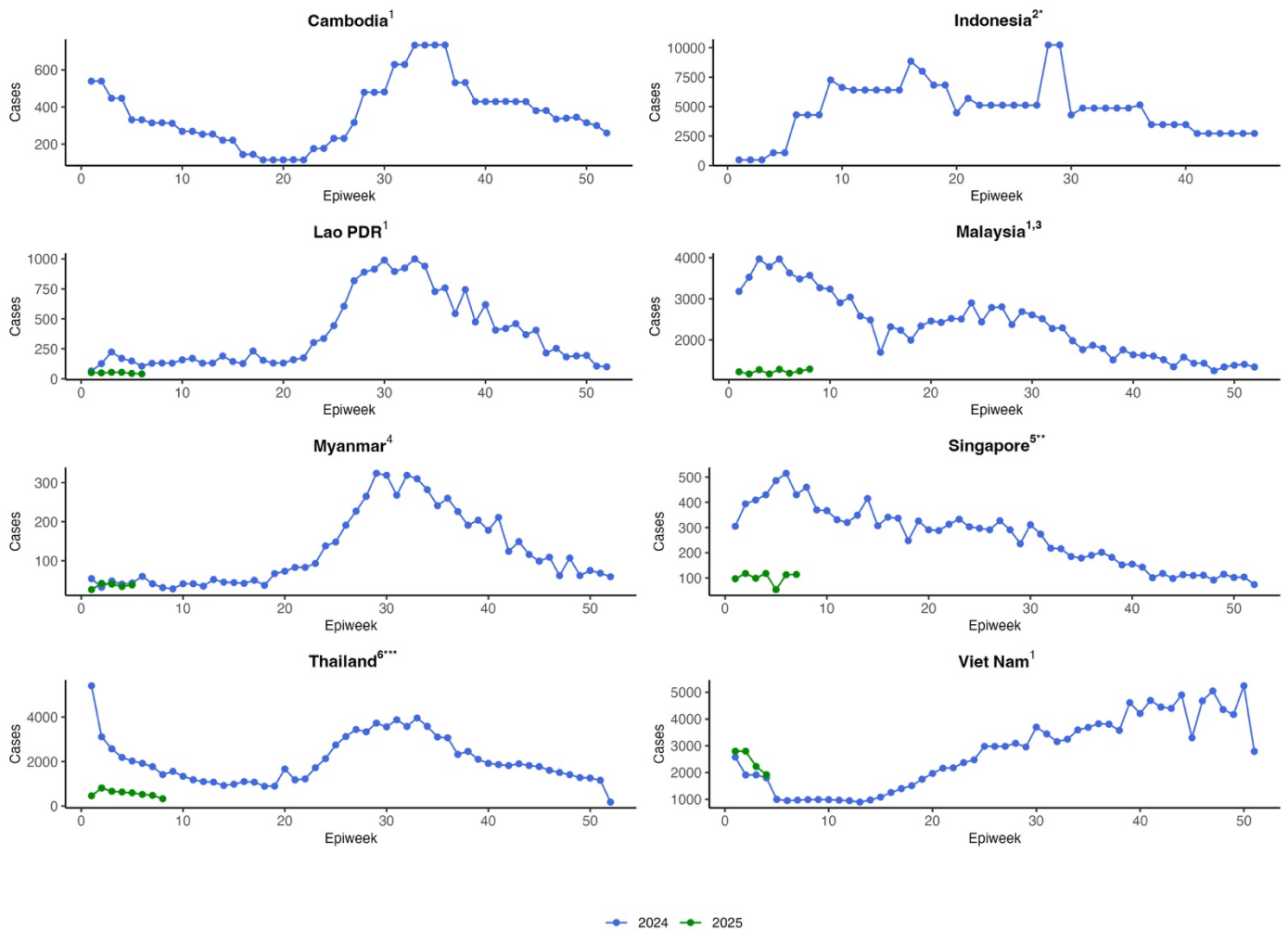
Dengue Cases in the ASEAN Region

From December 29, 2024 to February 22, 2025 (Epi-Week 8, 2025)

Key Findings

- The **ASEAN** region reported **22,476** new dengue cases in Epiweek 8, 2025.
- Up to February 22, 2025, the region reported **3,693** total cases and **13** total deaths with **0.06%** CFR.
- Most dengue trends in 2025 among AMS showing lower number of case compared to previous year at the same period. While Myanmar and Viet Nam showing same trend up to February 22, 2025.

Trend of Dengue cases in the ASEAN region, 2024 - 2025



Source:

1. WHO WPRO, "Dengue," World Health Organization, accessed February 25, 2025 (<https://www.who.int/westernpacific/emergencies/surveillance/dengue>).
2. Ministry of Health, Republic of Indonesia
3. Senarai Kenyataan Akhbar Demam Denggi dan Chikungunya, Kementerian Kesihatan Malaysia, accessed February 25, 2025(https://www.moh.gov.my/index.php/database_stores/store_view/17)
4. Department of Public Health, Ministry of Health, Myanmar
5. Ministry of Health. "Weekly Infectious Disease Bulletin", accessed February 25, 2025. (<https://www.moh.gov.sg/resources-statistics/infectious-disease-statistics/2025/weekly-infectious-diseases-bulletin>)
6. Bureau of Epidemiology, Department of Disease Control, Ministry of Public Health Thailand, accessed February 25, 2025, (https://dvis3.ddc.moph.go.th/t/DDC_CENTER_DOE/views/DDS2/sheet33?%3Aembed=y&%3AisGuestRedirectFromVizportal=y)

- Data were updated and collected from official sources, which may have a 2-8 weeks delay in reporting. Data must be interpreted cautiously.

*Notified dengue cases only includes severe cases Dengue Hemorrhagic fever (DHF) and Dengue Shock Syndrome (DSS)

**Notified dengue cases only includes Dengue Fever (DF) and DHF

***Notified dengue cases include all type of cases DF, DHF, and DSS

MALARIA

Malaria Cases in the ASEAN Region

From December 29, 2024 to February 22, 2025 (Epi-Week 8, 2025)

Key Findings

- The **ASEAN** region reported **11,077** new malaria cases in Epiweek 8, 2025.
- Up to February 22, 2025, the region reported **68,771** total cases and **12** total deaths with **0.02%** CFR.



Malaria cases in the ASEAN region

Country	Epi-Week Reported	Cumulative Cases	New Cases Since Last Week	Cumulative Deaths	CFR
Brunei Darussalam	-	-	-	-	-
Cambodia¹	Week 8	146	0	0	0.00%
Indonesia²	Week 8	57,183	11,032	12	0.02%
Lao PDR³	Week 8	377	26	0	0.00%
Malaysia	-	-	-	-	-
Myanmar⁴	Week 5	10,822	-	0	0.00%
Philippines	-	-	-	-	-
Singapore⁵	Week 6	6	0	0	0.00%
Thailand⁶	Week 7	237	19	0	0.00%
Viet Nam	-	-	-	-	-
Total		68,771	11,077	12	0.02%

Source:

1. Cambodia National Malaria Center, accessed February 25, 2025 (<https://mis.cnm.gov.kh/Dashboard>)
2. Malaria Cases in Indonesia, accessed February 25, 2025 (<https://malaria.kemkes.go.id/case>)
3. Centre of Information and Education for Health, Ministry of Health Lao PDR, accessed February 25, 2025 (<https://www.facebook.com/CCEH.MoH.Lao/>)
4. Department of Public Health, Ministry of Health, Myanmar
5. Ministry of Health Singapore, accessed February 25, 2025 (<https://www.moh.gov.sg/others/resources-and-statistics/infectious-disease-statistics-2025-weekly-infectious-diseases-bulletin>)
6. Bureau of Epidemiology, Department of Disease Control, Ministry of Public Health Thailand, accessed February 25, 2025 (https://dvis3.ddc.moph.go.th/DDC_CENTER_DOE/views/DDS2/sheet33?%3Aembed=y&%3AisGuestRedirectFromVizportal=y)

A close-up photograph of a person wearing a white lab coat, using a syringe to draw liquid from a small glass vial. The person's hands are visible, and the background is a soft, out-of-focus blue and white. The text 'Vaccine-Preventable Diseases' is overlaid in large, white, bold letters on the left side of the image.

Vaccine- Preventable Diseases

MEASLES

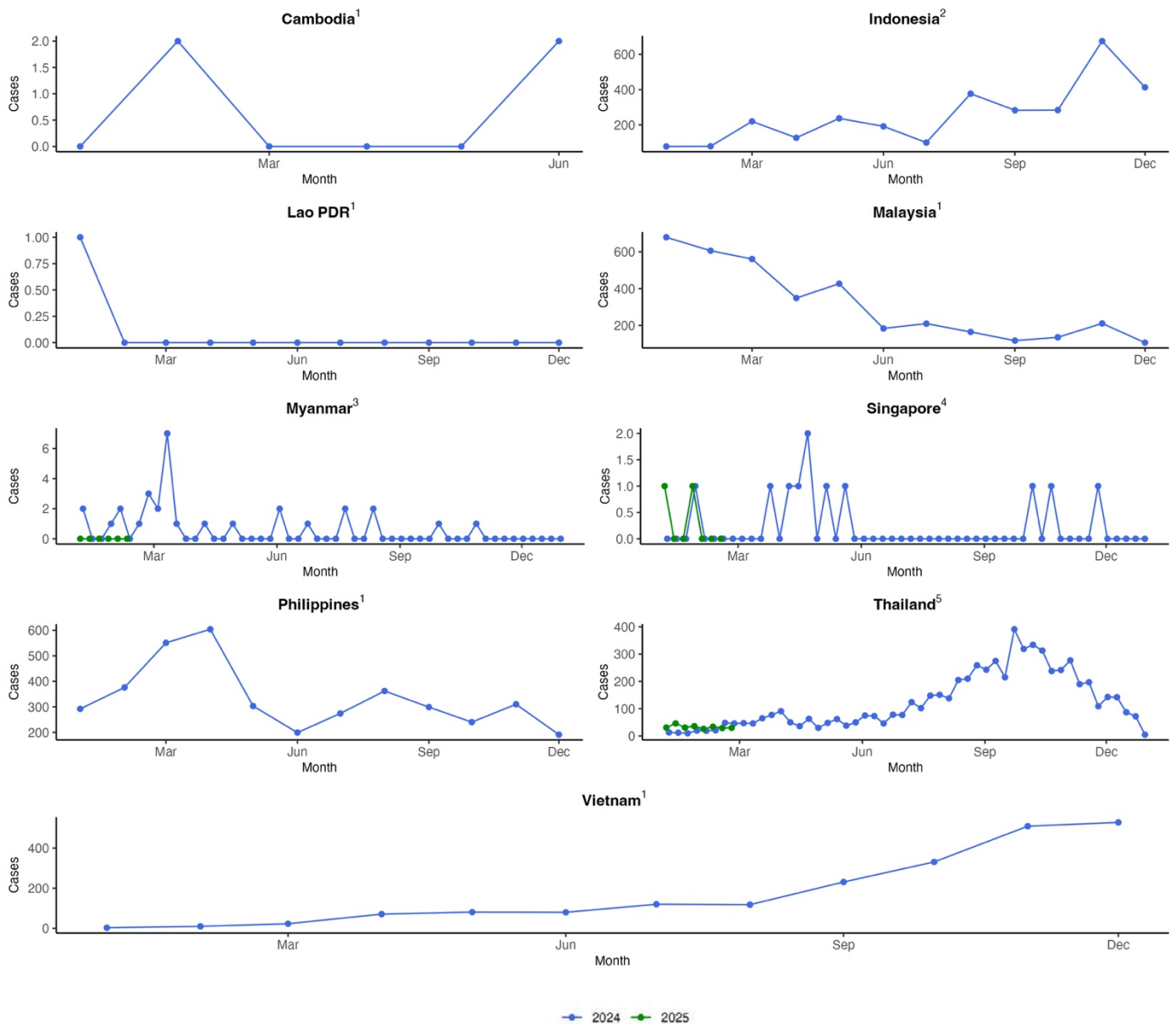
Measles Cases in the ASEAN Region

From December 29, 2024 to February 22, 2025 (Epi-Week 8, 2025)

Key Findings

- The **ASEAN** region reported **30** new measles cases in Epiweek 8, 2025.
- Up to February 22, 2025, the region reported **265** total cases with **0%** CFR.

Trend of Measles cases in the ASEAN region, 2024 - 2025



Source:

1. Provisional Measles and Rubella Data, World Health Organization, accessed February 25, 2025 (<https://immunizationdata.who.int/global?topic=Provisional-measles-and-rubella-data&location=>)
2. Directorate Surveillance and Health Quarantine, Ministry of Health, Indonesia
3. Department of Public Health, Ministry of Health, Myanmar
4. Ministry of Health Singapore, accessed February 25, 2025 (<https://www.moh.gov.sg/others/resources-and-statistics/infectious-disease-statistics-2025-weekly-infectious-diseases-bulletin>)
5. Bureau of Epidemiology, Department of Disease Control, Ministry of Public Health Thailand, accessed February 25, 2025 (<http://doe.moph.go.th/surdata/index.php>)



**ASEAN
BIODIASPORA
VIRTUAL CENTER**

Report generated by
**ASEAN Biodiaspora Virtual Center
(ABVC) in collaboration with Bluedot Inc.**
*Email: support@biodiaspora.org
Facebook: [ASEANBiodiaspora](#)
Instagram: [ASEANBiodiaspora](#)*