



This report aims to provide the current situation on infectious and emerging diseases in the ASEAN Region. We collate various information from multiple official sources and publicly available sources and is published every week on Wednesday. For feedback and/or suggestions, please write to support@biodiaspora.org

Editorial

CONSULTANTS

ASEAN SECRETARIAT

Assistant Director and Head of Health Division
Human Development Directorate

Ferdinal Fernando, MDM, MD

Programme Coordinator for Mitigation for Biological
Threats (MBT) Phase 3

Michael Glen, MSSc

EDITORIAL TEAM

Editor-in-Chief

Abdurrahman, MPH

Managing Editor

Aldilas Achmad Nursetyo, MD, MS

Associate Editor

Abdul Haris Ibrahim, MHI

Habibi Rohman Rosyad, MSc

Copy Editor

Ajeng Sekar Pratiwi, A.Md

Dwi Sasongko, A.Md.

Supporting Staff

Svetlana Pratiwi, SKM

Divva Kaamila

Natasha Alicia Putri

PUBLISHER

ASEAN Biodiaspora Virtual Center

2/F Ministry of Health, Jl. H.R. Rasuna Said, Blok X5, Kav.
4-9, Jakarta Selatan, Jakarta, Indonesia

E-mail: support@biodiaspora.org

Facebook: <https://facebook.com/ASEANBiodiaspora>

Instagram: <https://instagram.com/ASEANBiodiaspora>



Table of Contents

Key Findings	1
Reported Infectious Diseases in the ASEAN Region and Neighboring Countries	1
Emerging Diseases	2
Mpox	2
Mpox Cases Reported in the ASEAN Region	2
Mpox Highlights and Situation Overview	3
Mpox Cases in the ASEAN Region	3
Top 5 Countries with Most Mpox Cases Globally	3
Mpox Cases per Region	3
Trend of Mpox in the ASEAN Region	4
Trend of Mpox among ASEAN Member States	4
COVID-19	5
COVID-19: Highlights and Situation Overview	5
ASEAN Weekly COVID-19 Cases and Deaths	5
Trends of Influenza Confirmed Cases in the ASEAN region	5
COVID-19 Variants Frequencies Among the ASEAN Member States	6
COVID-19 Variants Frequencies in the ASEAN Region	6
Zoonosis	7
Rabies	7
Rabies Cases in the ASEAN Region Map	7
Rabies Cases in the ASEAN Region Table	7
Vector-Borne Diseases	8
Dengue	8
Dengue Cases in the ASEAN Region Map	8
Dengue Cases in the ASEAN Region Table	8
Malaria	9
Malaria Cases in the ASEAN Region Map	9
Malaria Cases in the ASEAN Region Table	9
Vaccine-Preventable Diseases	10
Measles	10
Measles Cases in the ASEAN Region Map	10
Measles Cases in the ASEAN Region Table	10
Annex 1. Infectious Diseases in the ASEAN Region – Summary Table	11

Key Findings

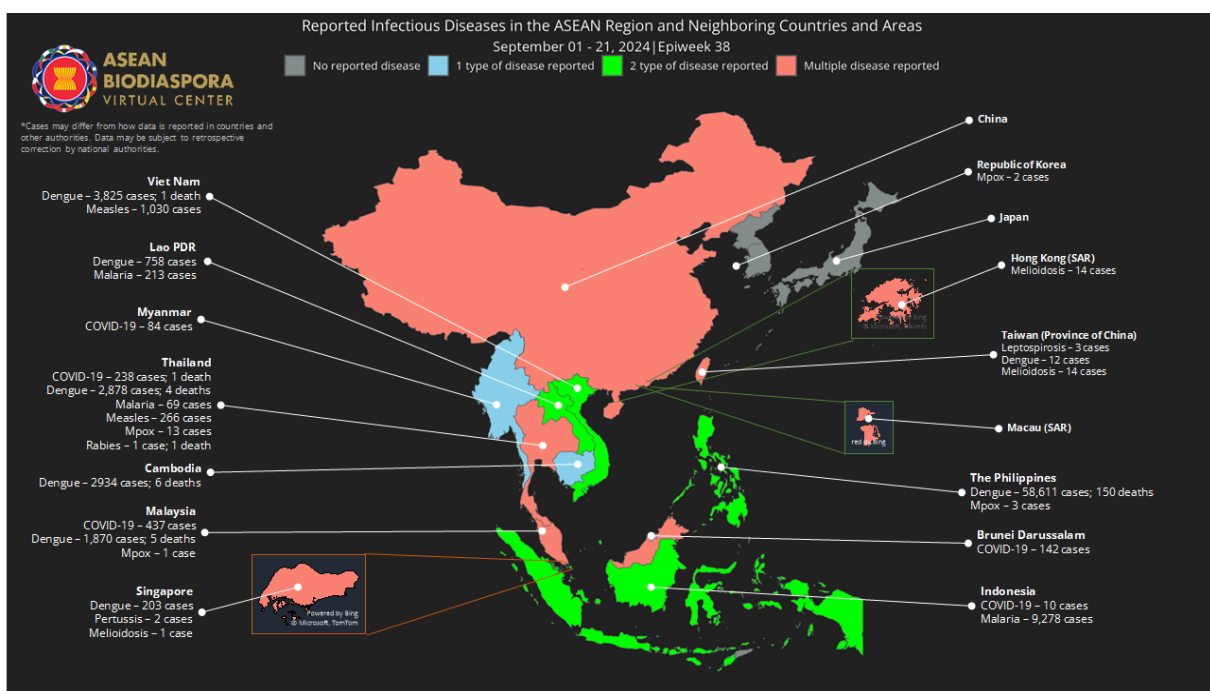
Global

- Mpox Nigeria has confirmed two new cases of mpox in Calabar Municipality, bringing the total number to 67. Kerala, India confirmed its first case of mpox, marking the second in the country.
- New Zealand reported 728 new COVID-19 cases and three deaths for the week ending September 15, a decline compared to earlier months.
- Bangladesh, India and Pakistan continue to report new cases of dengue. Italy has reported 450 cases, of which 25 are indigenous, while Florida, United States (US), has reported one indigenous case.
- Sindh province in Pakistan has reported 149,102 malaria cases in 2024. Similarly, several states across India have experienced a significant surge in malaria cases.
- Minneapolis, Minnesota, the US, has reported measles cases at a school, leading the Department of Health to advise anyone with symptoms to stay home and avoid visitors.
- A man from Kerala State, India, died from nipah infection after returned from Bengaluru.
- Nine cases of pertussis were reported among students in Oklahoma, the US, in 2024. In Ukraine, 878 cases were reported in the Ivano-Frankivsk region, 845 of which were children.
- A woman in India died of rabies two months after being bitten by stray puppies, prompting the health minister to propose expanding vaccine availability at the sub-center level.

ASEAN Region

- Malaysia has reported one case of mpox, bringing the total to 10. The Philippines has confirmed three more cases of mpox, bringing the total to 18. Furthermore, Thailand reported 13 new mpox cases, bringing the total to 821.
- Brunei Darussalam, Indonesia, Malaysia, Myanmar, and Thailand reported new cases of COVID-19.
- The Philippines has reported 4,575 leptospirosis cases nationwide in 2024, an 11% increase from the last year.
- Indonesia, Lao PDR, and Thailand reported new cases of malaria.
- Vietnam has recorded over 2,000 measles cases in 2024, mostly in Ho Chi Minh City. Since 2021, the country has experienced a decrease in child vaccination rates due to COVID-19 disruptions and vaccine shortages.
- Thailand reported one case of rabies.

Reported Infectious Diseases in the ASEAN Region and Neighboring Countries



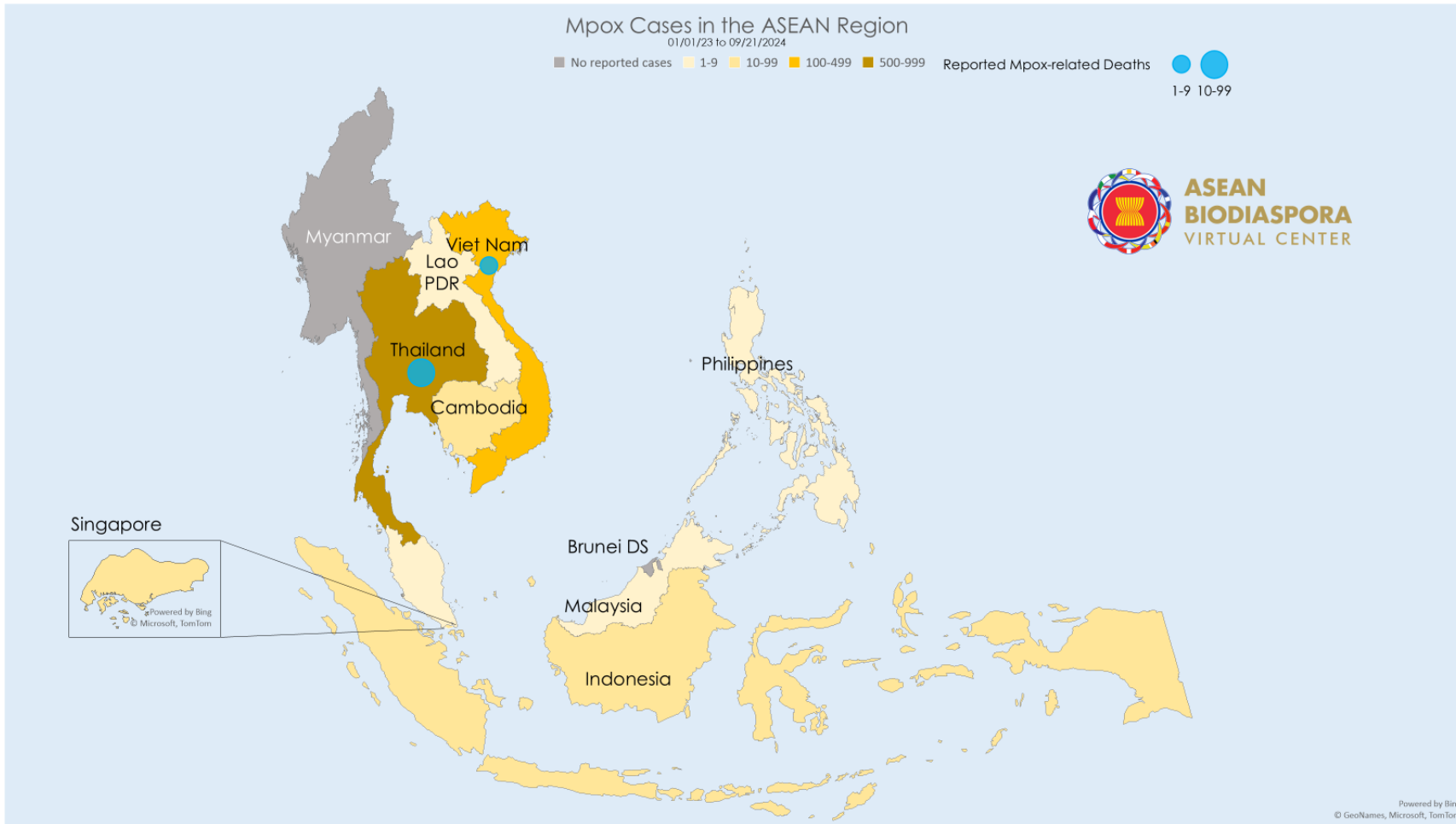
Epidemiological Week 38 | September 15 - 21, 2024

Source: AMS Official Sources, [WHO](#), [Our World in Data](#), and [Bluedot Platform](#), accessed on September 24, 2024

EMERGING DISEASES

Mpox Cases Reported in the ASEAN Region

January 1, 2023 – September 21, 2024



Source:

1. Ministry of Health Republic of Indonesia
2. EBS Bluedot (Accessed on September 24, 2024)
3. Ministry of Health Singapore, accessed September 24, 2024, <https://www.moh.gov.sg/resources-statistics/infectious-disease-statistics/2023/weekly-infectious-diseases-bulletin>



Mpox: Highlights and Situation Overview

- From 1 January 2023 to 21 September 2024, **24,493** confirmed cases worldwide since 2023, including **179** deaths. Globally, the CFR was **0.73 %**.
- **1,200 confirmed cases** including **18 deaths** in the **ASEAN** region, with a CFR of **1.50%**.
- **23,293 confirmed cases** of mpox have been reported in **other regions** (other than the **ASEAN** region):

Mpox cases in the ASEAN region (Jan. 1, 2023 to Sep. 21, 2024)

ASEAN Member States	Cumulative Cases 2023-2024	New Cases Since Previous Report	Cumulative Deaths 2023-2024	CFR
Cambodia ¹	20	0	0	0.00%
Indonesia ²	87	0	0	0.00%
Lao PDR ³	1	0	0	0.00%
Malaysia ³	10	1	0	0.00%
Philippines ⁴	13	3	0	0.00%
Singapore ⁵	47	0	0	0.00%
Thailand ³	821	13	10	1.24%
Vietnam ³	201	0	8	4.00%
ASEAN Total	1200	17	18	1.50%

Source:

1. Ministry of Health Cambodia
2. Ministry of Health Republic of Indonesia
3. IBS Bluedot (Accessed on September 24, 2024), (<https://portal.bluedot.org>)
4. Department of Health Philippines
5. Ministry of Health Singapore, accessed September 24, 2024, (<https://www.moh.gov.sg/resources-statistics/infectious-disease-statistics/2023/weekly-infectious-diseases-bulletin>)

Top 5 countries with the most mpox cases globally (Jan. 1, 2023 to Sep. 21, 2024)

Country	Cumulative Cases	New Cases Since Previous Report	Cumulative Deaths	CFR
Democratic Republic of Congo	6,365	2,038	27	0.42%
United States of America	3,762	257	9	0.24%
People's Republic of China	2,586	21	1	0.04%
Brazil	1,567	26	2	0.13%
Thailand	821	13	10	1.24%

Source: Our World in Data, accessed on September 24, 2024 (<https://ourworldindata.org/monkeypox>)

Mpox cases per region (Jan. 1, 2023 to Sep. 21, 2024)

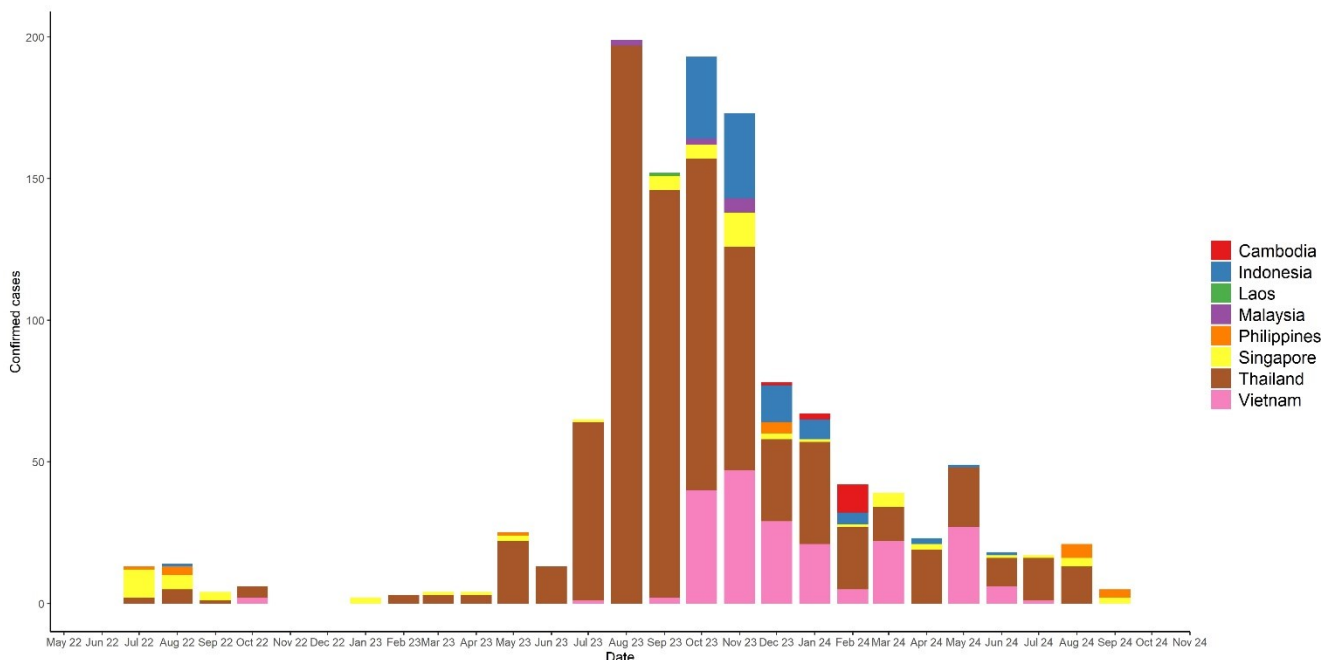
REGIONS	CUMULATIVE CASES 2023-2024	NEW CASES SINCE THE PREVIOUS REPORT	CUMULATIVE DEATHS	CFR
AFRICA	7,398	2,277	39	0.53%
AMERICAS	8,042	640	96	1.19%
ASEAN	1,200	17	18	1.50%
ASIA & OCEANIA	5,652	267	21	0.37%
EUROPE	2,201	281	5	0.23%
TOTAL	24,493	3,482	179	0.73%

Source: Our World in Data, accessed on September 24, 2024 (<https://ourworldindata.org/monkeypox>)



Trend of Mpox Confirmed Cases in the ASEAN Region

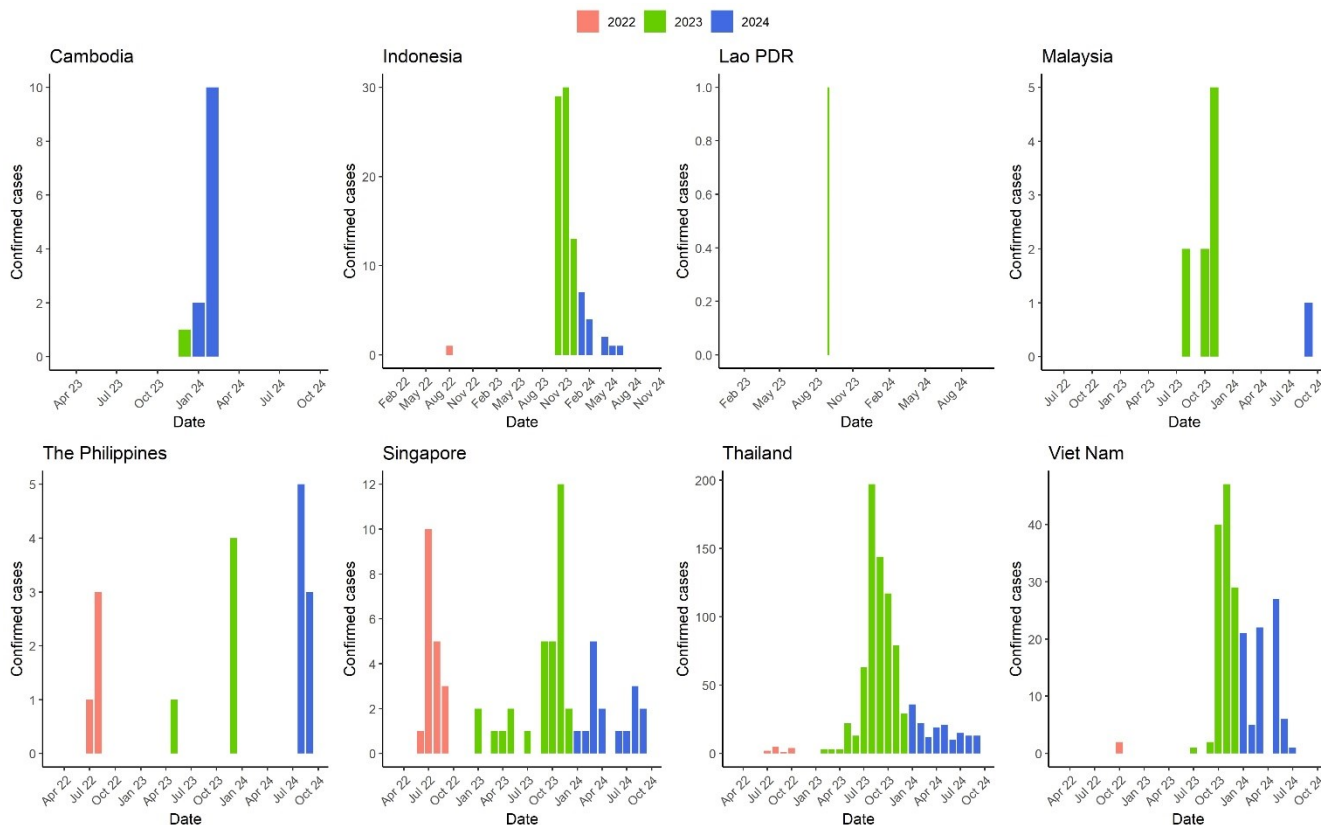
January 1, 2022 to September 21, 2024



Source: Our World in Data, accessed on September 24, 2024 (<https://ourworldindata.org/monkeypox>)

Trend of Mpox Confirmed Cases among ASEAN Member States

January 1, 2022 to September 21, 2024



Source: Our World in Data, accessed on September 24, 2024 (<https://ourworldindata.org/monkeypox>)

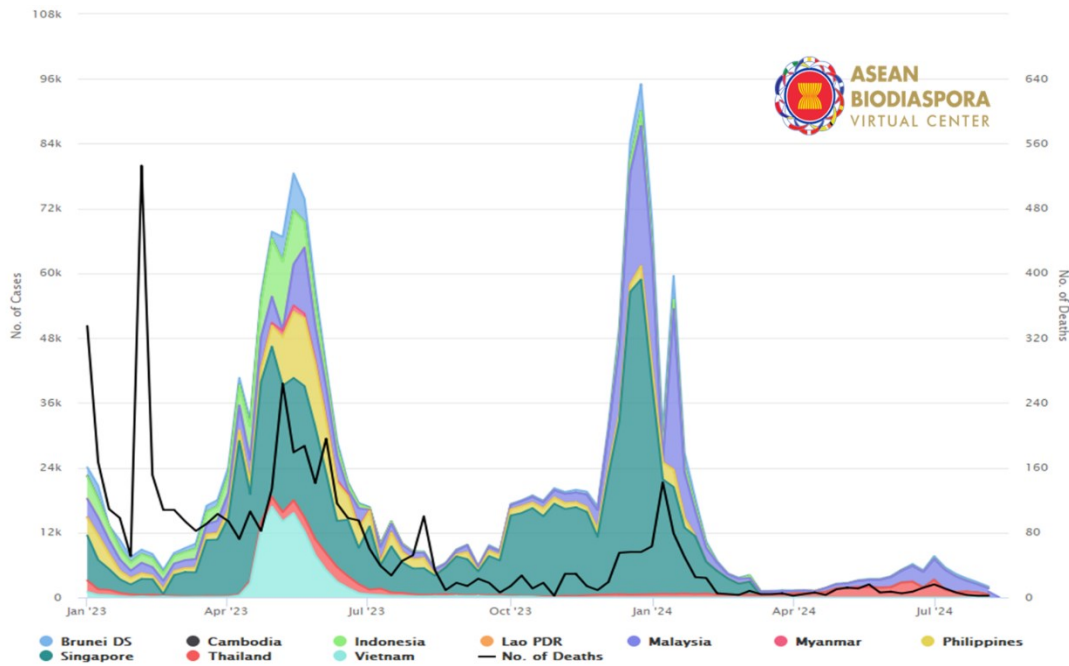


COVID-19: Highlights and Situation Overview

- As of 21 September 2024 (5PM, GMT+7), there were **704,822,632** confirmed cases **worldwide**, including **7,010,810 deaths**. Globally, Case Fatality Rate (CFR) was **1.00%**.
- 37,067,044 total confirmed cases** of COVID-19 have been reported in the **ASEAN Region**.
- The CFR in the **ASEAN Region** was **1.00%**.

ASEAN Weekly COVID-19 Cases and Deaths

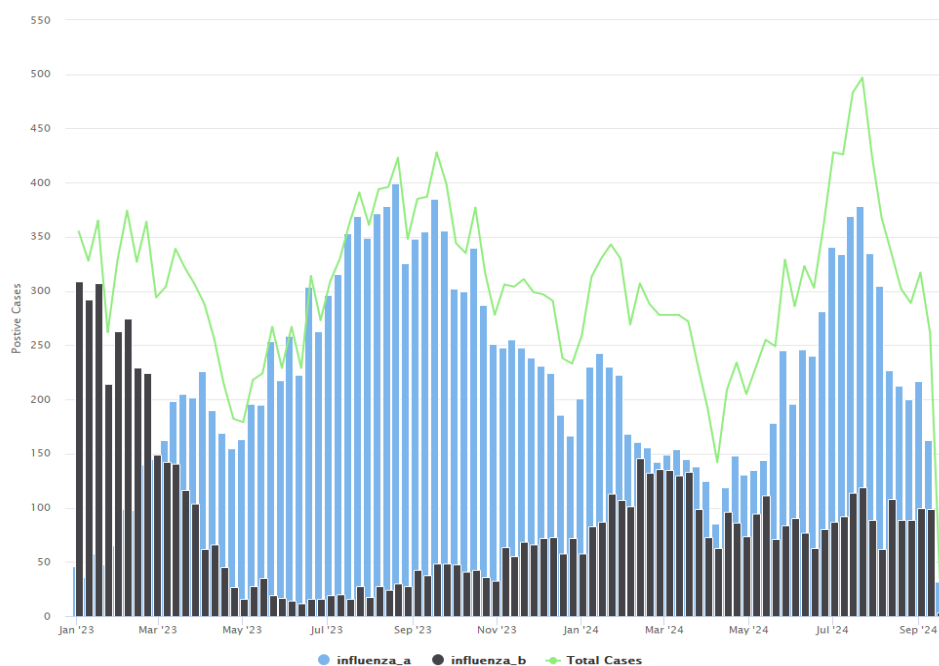
From January 1, 2023 to September 21, 2024



Source: [Singapore Government](#), [Worldometer](#), and the [WHO](#), accessed on September 24, 2024

Trends of Influenza Confirmed Cases in the ASEAN region

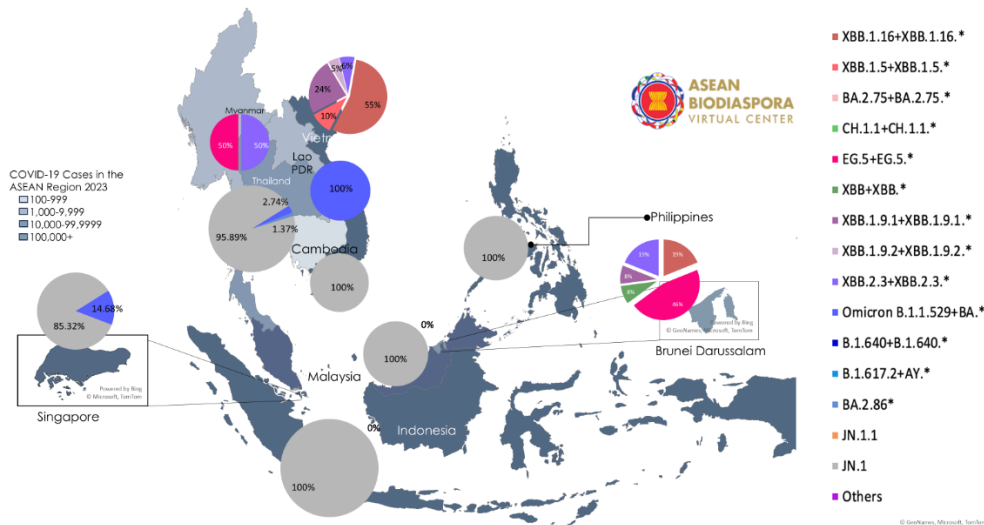
From January 1, 2023 to September 21, 2024



Source: FluNet, accessed on September 24, 2024 (<https://www.who.int/tools/fluNet>)

COVID-19 Variants Frequencies Among the ASEAN Member States

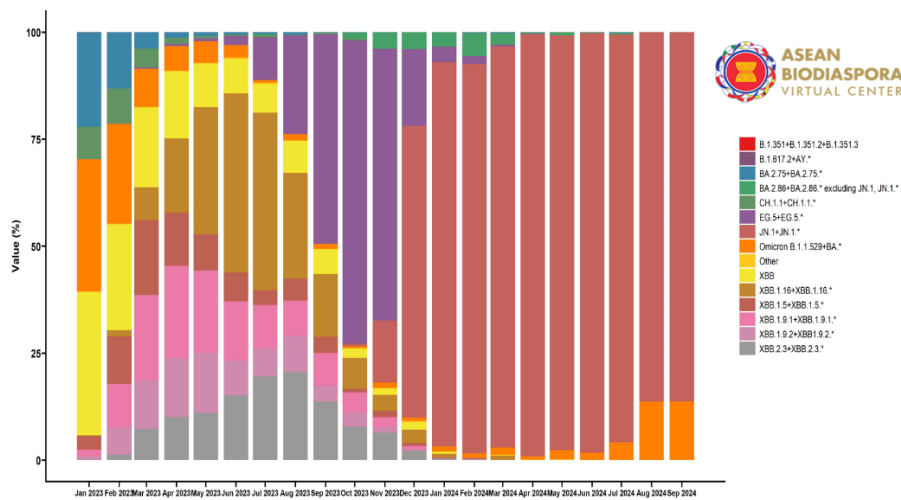
In September 2024



Source: GISAID. "hCoV-19 Variants Dashboard," accessed September 17, 2024, <https://gisaid.org/hcov-19-variants-dashboard/>.

COVID-19 Variants Frequencies in the ASEAN Region

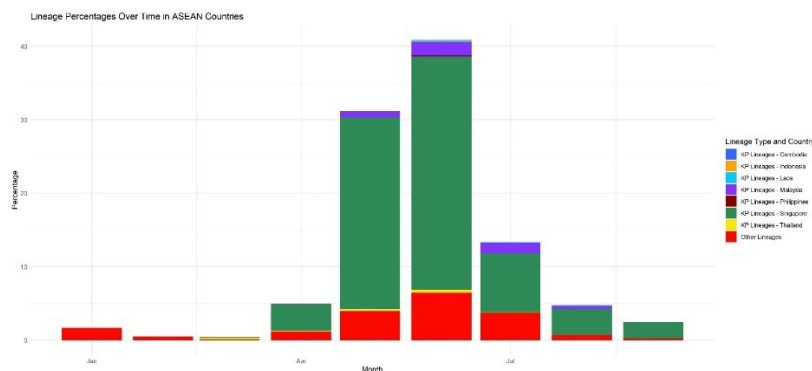
From January 2023 to September 2024



Source: GISAID. "hCoV-19 Variants Dashboard," accessed September 17, 2024, <https://gisaid.org/hcov-19-variants-dashboard/>.

COVID-19 "KP" Sub-Variant detected in the ASEAN region

From January 2024 to September 2024

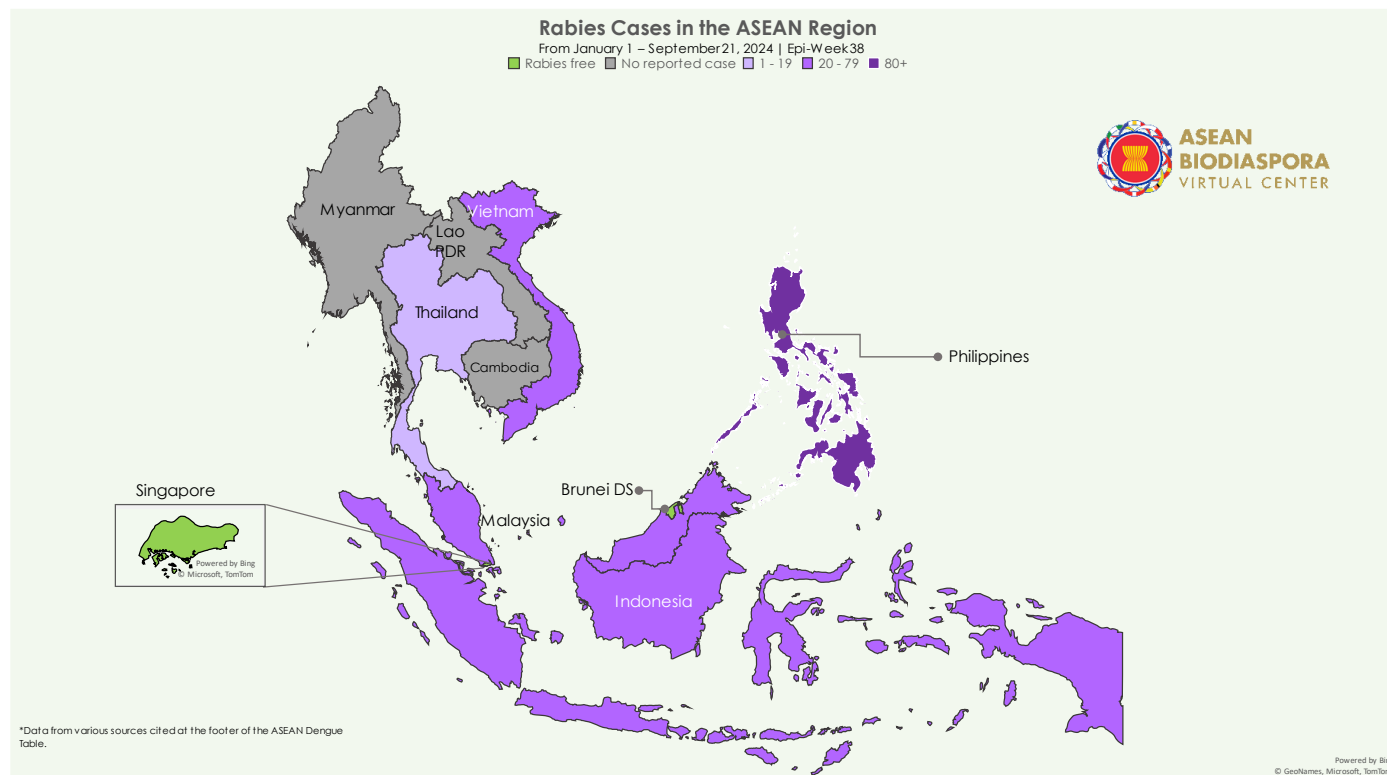


Source: GISAID. "hCoV-19 Variants Dashboard," accessed on September 24, 2024 (<https://gisaid.org/hcov-19-variants-dashboard/>)

ZOONOSIS

Rabies Cases in the ASEAN Region

From January 1 to September 21, 2024 (Epi-Week 37)



Rabies cases in the ASEAN region

Country	Epi-Week Reported	Cumulative Rabies Cases	New Cases Since Previous Report	Cumulative Deaths	CFR
Brunei Darussalam			Rabies-free country		
Cambodia	-	-	-	-	-
Indonesia¹	Week 27	78	-	78	100%
Lao PDR	-	-	-	-	-
Malaysia²	Week 24	79	-	79	100%
Myanmar	-	-	-	-	-
Philippines²	Week 22	169	-	169	100%
Singapore			Rabies-free country		
Thailand³	Week 32	5	1	5	100%
Viet Nam²	Week 37	57	-	57	100%
Total		388	1	388	100%

Source:

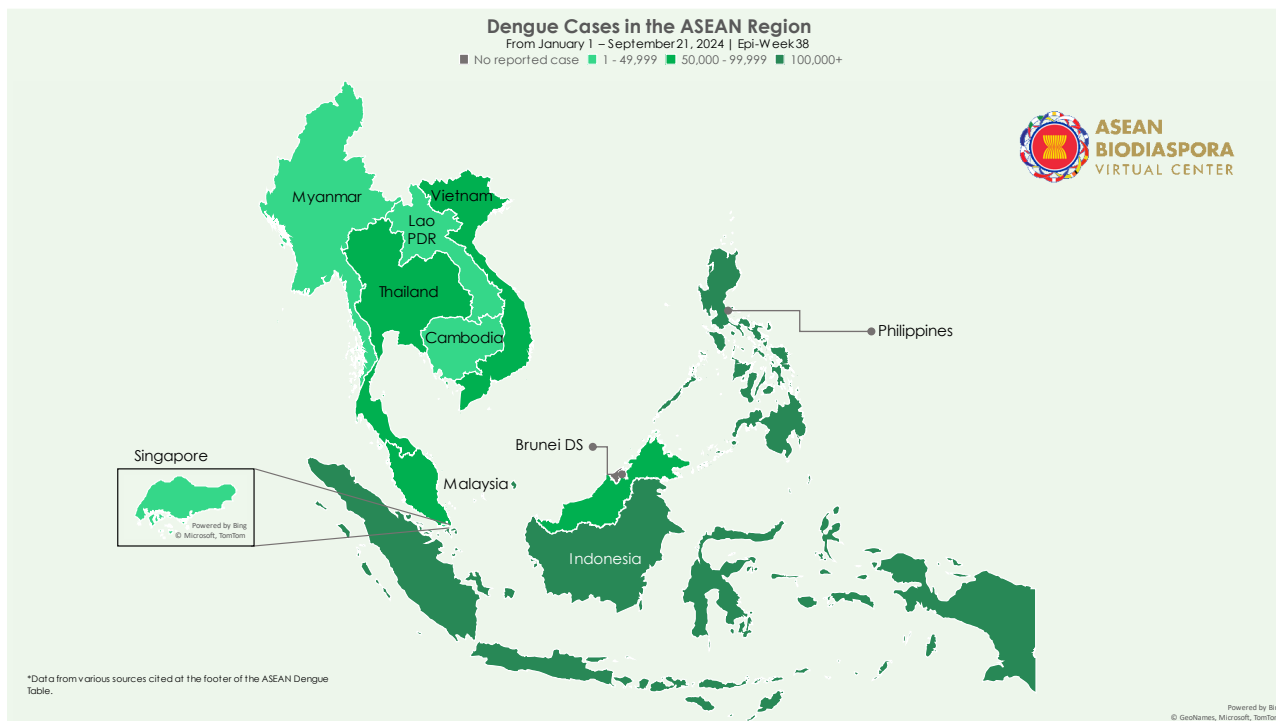
1. Ministry of Health, Republic of Indonesia
2. Bluedot Platform, accessed September 24, 2024 (<https://portal.bluedot.global/>)
3. Bureau of Epidemiology, Department of Disease Control, Ministry of Public Health Thailand, accessed September 24, 2024 (<http://doe.moph.go.th/surdata/index.php>)

- The **ASEAN** region reported **1** new rabies cases since the previous report. The region reported **388** total cases with **100%** CFR.

VECTOR-BORNE DISEASES

Dengue Cases in the ASEAN Region

From January 1 to September 21, 2024 (Epi-Week 38)



Dengue cases in the ASEAN region

Country	Epi-Week Reported	Cumulative Dengue Cases	New Cases Since the Previous Report	Cumulative Deaths	New Deaths	CFR
Brunei Darussalam	-	-	-	-	-	-
Cambodia¹	Week 36	12,689	2,934	36	6	0.28%
Indonesia^{2*}	Week 36	190,561	-	1,141	-	0.60%
Lao PDR¹	Week 36	13,802	758	1	-	0.00%
Malaysia¹	Week 36	98,442	1,870	89	5	0.09%
Myanmar³	Week 27	1,309	-	3	-	0.23%
Philippines³	Week 38	208,965	58,611	546	150	0.26%
Singapore^{4**}	Week 37	11,885	203	-	0	0.00%
Thailand^{5***}	Week 36	79,077	2,878	60	4	0.08%
Viet Nam¹	Week 36	71,300	3,825	11	1	0.02%
Total		688,030	71,079	1,887	166	0.27%

Source:

1. WHO WPRO, "Dengue," World Health Organization, accessed September 24, 2024 (<https://www.who.int/westernpacific/emergencies/surveillance/dengue>).
2. Ministry of Health, Republic of Indonesia
3. Bluedot Developer Portal, accessed September 24, 2024, (<https://developer-portal.bluedot.global/>).
4. Ministry of Health. "Weekly Infectious Disease Bulletin", accessed September 24, 2024. (<https://www.moh.gov.sg/resources-statistics/infectious-disease-statistics/2024/weekly-infectious-diseases-bulletin>)
5. Bureau of Epidemiology, Department of Disease Control, Ministry of Public Health Thailand, accessed September 24, 2024, (<http://doe.moph.go.th/surdata/index.php>)

- Data were updated and collected from official sources, which may have a 2-8 weeks delay in reporting. Data must be interpreted cautiously.

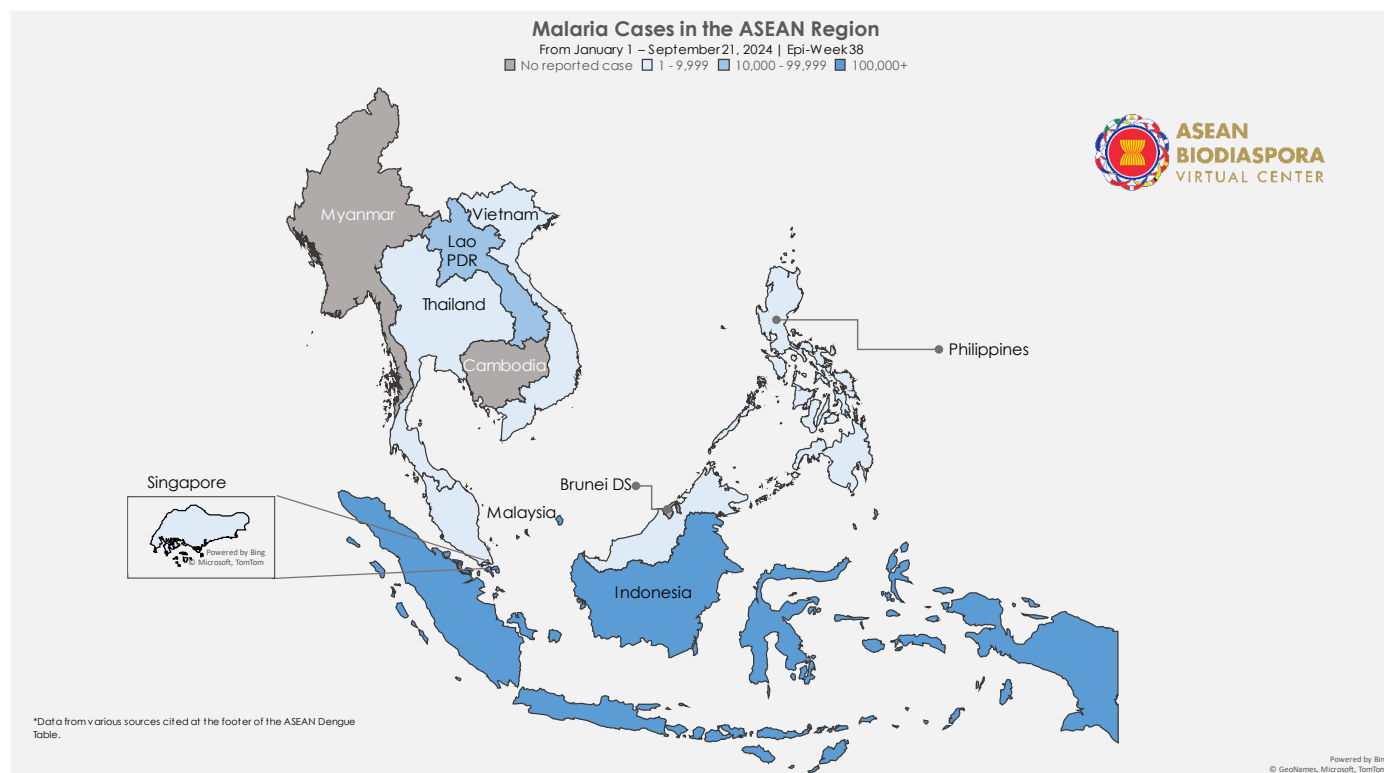
*Notified dengue cases only includes severe cases Dengue Hemorrhagic fever (DHF) and Dengue Shock Syndrome (DSS)

**Notified dengue cases only includes Dengue Fever (DF) and DHF

- The **ASEAN** region reported **71,079** new dengue cases since the previous report. The region reported **688,030** total cases with **0.27%** CFR.

Malaria Cases in the ASEAN Region

From January 1 to September 21, 2024 (Epi-Week 38)



Malaria cases in the ASEAN region

Country	Epi-Week Reported	Cumulative Malaria Cases	New Cases Since the Previous Report	Cumulative Deaths	CFR
Brunei Darussalam	-	-	-	-	-
Cambodia	-	-	-	-	-
Indonesia¹	Week 38	316,596	9,278	59	0.02%
Lao PDR²	Week 38	15,546	1,194	9	0.06%
Malaysia³	Week 30	24	-	-	0.00%
Myanmar	-	-	-	-	-
Philippines³	Week 6	2	-	-	0.00%
Singapore⁴	Week 37	17	0	0	0.00%
Thailand⁵	Week 36	3,474	69	1	0.03%
Viet Nam³	Week 34	160	-	-	0.00%
Total		335,819	10,541	69	0.05%

Source:

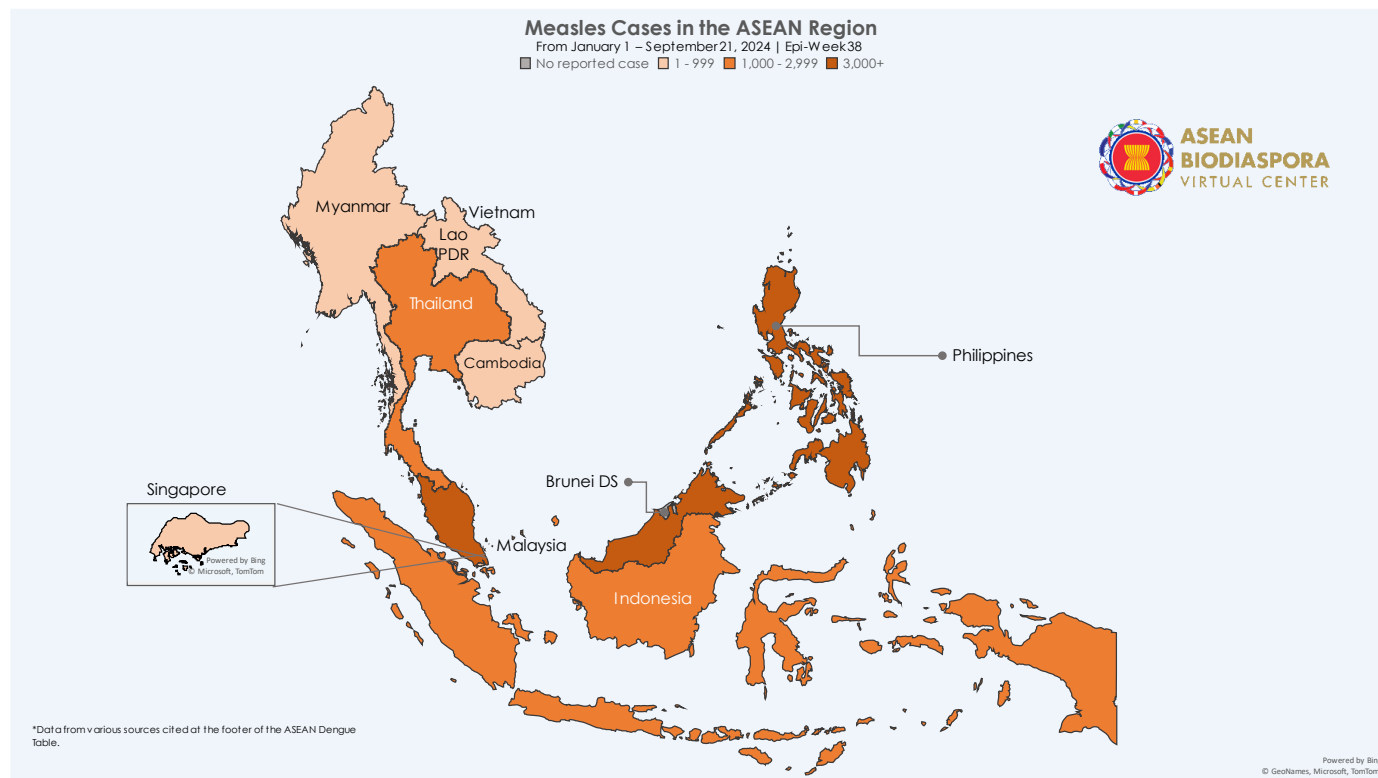
1. Malaria Cases in Indonesia, accessed September 24, 2024 (<https://malaria.kemkes.go.id/case>)
2. Centre of Information and Education for Health, Ministry of Health Lao PDR, accessed September 24, 2024 (<https://www.facebook.com/CCEH.MoH.Lao/>)
3. Bluedot Platform, accessed September 24, 2024 (<https://portal.bluedot.global/>)
4. Ministry of Health Singapore, accessed September 24, 2024 (<https://www.moh.gov.sg/resources-statistics/infectious-disease-statistics/2024/weekly-infectious-diseases-bulletin>)
5. Bureau of Epidemiology, Department of Disease Control, Ministry of Public Health Thailand, accessed September 24, 2024 (<http://doe.moph.go.th/surdata/index.php>)

- The **ASEAN** region reported **10,541** new malaria cases since the previous report. The region reported **335,819** total cases with **0.05%** CFR.

VACCINE-PREVENTABLE DISEASES

Measles Cases in the ASEAN Region

From January 1 to September 21, 2024 (Epi-Week 37)



Measles cases in the ASEAN region

Country	Epi-Week Reported	Cumulative Measles Cases	New Cases Since the Previous Report	Cumulative Deaths	CFR
Brunei Darussalam	-	-	-	-	-
Cambodia¹	Week 27	83	-	0	0.00%
Indonesia²	Week 35	1,410	-	0	0.00%
Lao PDR¹	Week 27	40	-	0	0.00%
Malaysia¹	Week 27	3,364	-	0	0.00%
Myanmar¹	Week 27	23	-	0	0.00%
Philippines¹	Week 27	3,039	-	3	0.10%
Singapore³	Week 37	8	0	0	0.00%
Thailand⁴	Week 36	3,141	266	1	0.03%
Viet Nam⁵	Week 37	2,000	1,030	3	0.15%
Total		13,108	1,296	7	0.05%

Source:

- Provisional Measles and Rubella Data, World Health Organization, accessed September 24, 2024 (<https://immunizationdata.who.int/global?topic=Provisional-measles-and-rubella-data&location=>)
- Ministry of Health, Republic of Indonesia
- Ministry of Health Singapore, accessed September 24, 2024, (<https://www.moh.gov.sg/resources-statistics/infectious-disease-statistics/2023/weekly-infectious-diseases-bulletin>)
- Bureau of Epidemiology, Department of Disease Control, Ministry of Public Health Thailand, accessed September 24, 2024 (<http://doe.moph.go.th/surdata/index.php>)
- Bluedot Platform, accessed September 24, 2024 (<https://developer-portal.bluedot.global/>)

- The **ASEAN** region reported **1,296** new measles cases since the previous report. The region reported **13,108** total cases with **0.05%** CFR.



Annex 1. Infectious Diseases in the ASEAN Region – Summary Table

Epidemiological Week 37 | From January 1 to September 14, 2024

Infectious Diseases	COVID-19			Mpox			Rabies		
	Cum. Cases	Cum. Deaths	CFR	Cum. Cases	Cum. Deaths	CFR	Cum. Cases	Cum. Deaths	CFR
Brunei Darussalam	86,905	77	0.09%	-	-	-	Rabies-free Country		
Cambodia	886	-	0.00%	20	0	0.00%	-	-	-
Indonesia	118,140	1,454	1.23%	87	0	0.00%	78	78	100%
Lao PDR	1,474	87	5.90%	1	0	0.00%	-	-	-
Malaysia	294,462	494	0.17%	9	0	0.00%	79	79	100%
Myanmar	9,390	5	0.05%	10	-	-	-	-	-
Philippines	141,371	1,467	1.04%	47	0	0.00%	169	169	100%
Singapore	819,481	313	0.04%	808	0	0.00%	Rabies-free Country		
Thailand	82,093	1,058	1.29%	201	10	1.24%	4	4	100%
Viet Nam	101,828	20	0.02%	20	8	3.98%	57	57	100%
ASEAN Region	1,656,030	4,975	0.30%	1,183	18	1.52%	387	387	100%

Infectious Diseases	Dengue			Malaria			Measles		
	Cum. Cases	Cum. Deaths	CFR	Cum. Cases	Cum. Deaths	CFR	Cum. Cases	Cum. Deaths	CFR
Brunei Darussalam	-	-	-	-	-	-	-	-	-
Cambodia	9,755	30	0.31%	-	-	-	83	0	0%
Indonesia	190,561	1,141	0.60%	307,318	140	0.05%	1,410	0	0%
Lao PDR	12,316	1	0.01%	14,352	8	0.06%	40	0	0%
Malaysia	94,807	84	0.09%	24	0	0%	3,364	0	0%
Myanmar	1,309	3	0.23%	-	-	-	23	0	0%
Philippines	150,354	396	0.26%	2	0	0%	3,039	3	0.10%
Singapore	11,682	-	0.00%	17	0	0%	8	0	0%
Thailand	76,199	56	0.07%	3,405	1	0.03%	2,875	1	0.03%
Viet Nam	67,748	10	0.01%	160	0	0%	970	174	0.31%
ASEAN Region	614,731	1,721	0.28%	325,278	150	0.05%	11,812	7	0.06%