



This report aims to provide the current situation on infectious and emerging diseases in the ASEAN Region. We collate various information from multiple official sources and publicly available sources and is published every week on Wednesday. For feedback and/or suggestions, please write to support@biodiaspora.org

Editorial

CONSULTANTS

ASEAN SECRETARIAT

Advisory – Regional Expert

Ferdinal Fernando, MD, MDM

Programme Coordinator for Mitigation for Biological Threats (MBT) Phase 3

Michael Glen, MSSc

EDITORIAL TEAM

Editor-in-Chief

Abdurrahman, MPH

Managing Editor

Aldilas Achmad Nursetyo, MD, MS

Associate Editor

Abdul Haris Ibrahim, MHI

Habibi Rohman Rosyad, MSc

Copy Editor

Ajeng Sekar Pratiwi, A.Md

Dwi Sasongko, A.Md.

Supporting Staff

Svetlana Pratiwi, SKM

Divva Kaamila

Natasha Alicia Putri

PUBLISHER

ASEAN Biodiaspora Virtual Center

2/F Ministry of Health, Jl. H.R. Rasuna Said, Blok X5, Kav. 4-9, Jakarta Selatan, Jakarta, Indonesia

E-mail: support@biodiaspora.org

Facebook: <https://facebook.com/ASEANBiodiaspora>

Instagram: <https://instagram.com/ASEANBiodiaspora>



Table of Contents

Key Findings	1
Reported Infectious Diseases in the ASEAN Region and Neighboring Countries	1
Emerging Diseases	2
Mpox	2
Mpox Cases Reported in the ASEAN Region	2
Mpox Highlights and Situation Overview	3
Mpox Cases in the ASEAN Region	3
Top 5 Countries with Most Mpox Cases Globally	3
Mpox Cases per Region	3
Trend of Mpox in the ASEAN Region	4
Trend of Mpox among ASEAN Member States	4
Distribution of Mpox Variants in The Global	5
Distribution of Mpox Variants in The ASEAN and Neighbouring Countries	5
COVID-19	6
COVID-19: Highlights and Situation Overview	6
ASEAN Weekly COVID-19 Cases and Deaths	6
Trends of Influenza Confirmed Cases in the ASEAN region	6
COVID-19 Variants Frequencies Among the ASEAN Member States	7
COVID-19 Variants Frequencies in the ASEAN Region	7
Zoonosis	8
Rabies	8
Rabies Cases in the ASEAN Region Map	8
Rabies Cases in the ASEAN Region Table	8
Vector-Borne Diseases	9
Dengue	9
Dengue Cases in the ASEAN Region Map	9
Dengue Cases in the ASEAN Region Table	9
Malaria	10
Malaria Cases in the ASEAN Region Map	10
Malaria Cases in the ASEAN Region Table	10
Vaccine-Preventable Diseases	11
Measles	11
Measles Cases in the ASEAN Region Map	11
Measles Cases in the ASEAN Region Table	11
Annex 1. Infectious Diseases in the ASEAN Region – Summary Table	12

Key Findings

Global

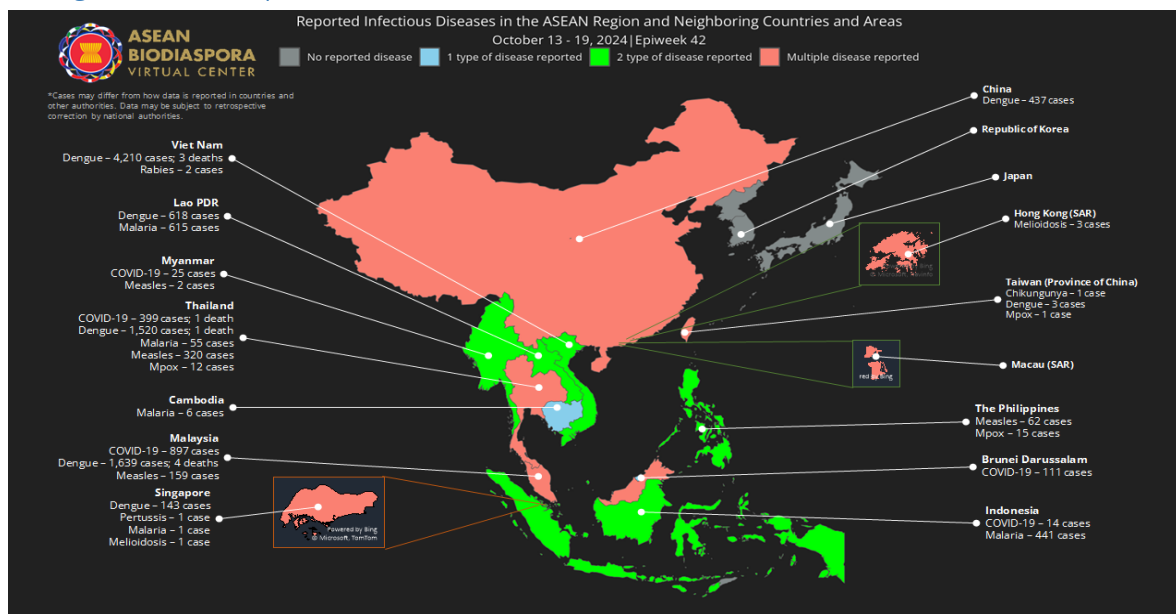
- Two new mpox cases have been identified in Hawaii, the US, including one possibly locally transmitted. In Zimbabwe, two mpox cases linked to travel from South Africa and Tanzania have been confirmed, with both patients in stable condition and recovering at home.
- A new case of anthrax on a livestock farm was reported in Spain, marking the third outbreak this year.
- California, the US, reported six confirmed and five possible human cases of avian influenza A (H5). All linked to contact with infected cattle, with no evidence of human-to-human transmission.
- Sixteen new imported chikungunya cases were reported in France by October 2024, raising concerns over potential transmission due to the presence of *Aedes albopictus* in southern regions.
- New Zealand recorded 886 new COVID-19 cases and six deaths, with the detection of the highly transmissible Omicron subvariant XEC in clinical samples. In Ohio, the US, cases have slightly decreased for the fifth consecutive week.
- Dengue remains a concern in South Asia, with Bangladesh, India and Sri Lanka reporting new cases and deaths. France recorded a total of 1,642 imported cases of dengue and 78 locally transmitted cases in 2024.
- Over 100 children have died from diphtheria this year in Pakistan, largely due to a shortage of antitoxin.
- Malaria cases have surged to 587 in Delhi, India, marking the highest number in five years.
- Pakistan has confirmed four new wild poliovirus type 1 cases, raising the total to 32 in 2024.

ASEAN Region

- A farmer and his son in The Philippines are suspected of contracting anthrax after consuming meat from a dead carabao, exhibiting symptoms such as fever and dark lesions; samples have been sent for testing.
- Thirty cases of hand, foot, and mouth disease (HFMD) were reported at a private school in Davao City, the Philippines, prompting suspension of face-to-face classes to curb transmission.
- The Philippines reported a total of 464 HIV-related deaths from January to August 2024, predominantly among males aged 25 to 34.
- In Cimahi Municipality, West Java Province, Indonesia, 104 new HIV/AIDS cases were reported in 2024.
- Measles cases are rapidly increasing in Viet Nam's southern provinces, especially among children and adults in factories, with Ho Chi Minh City reporting over 1,000 cases and four deaths this year.
- The Philippines reported six new mpox cases, bringing the total to 24 since 2022; the WHO has urged health authorities to intensify prevention strategies against the viral disease.

Reported Infectious Diseases in the ASEAN Region and Neighboring Countries

Epidemiological Week 42 | October 13 – 19, 2024



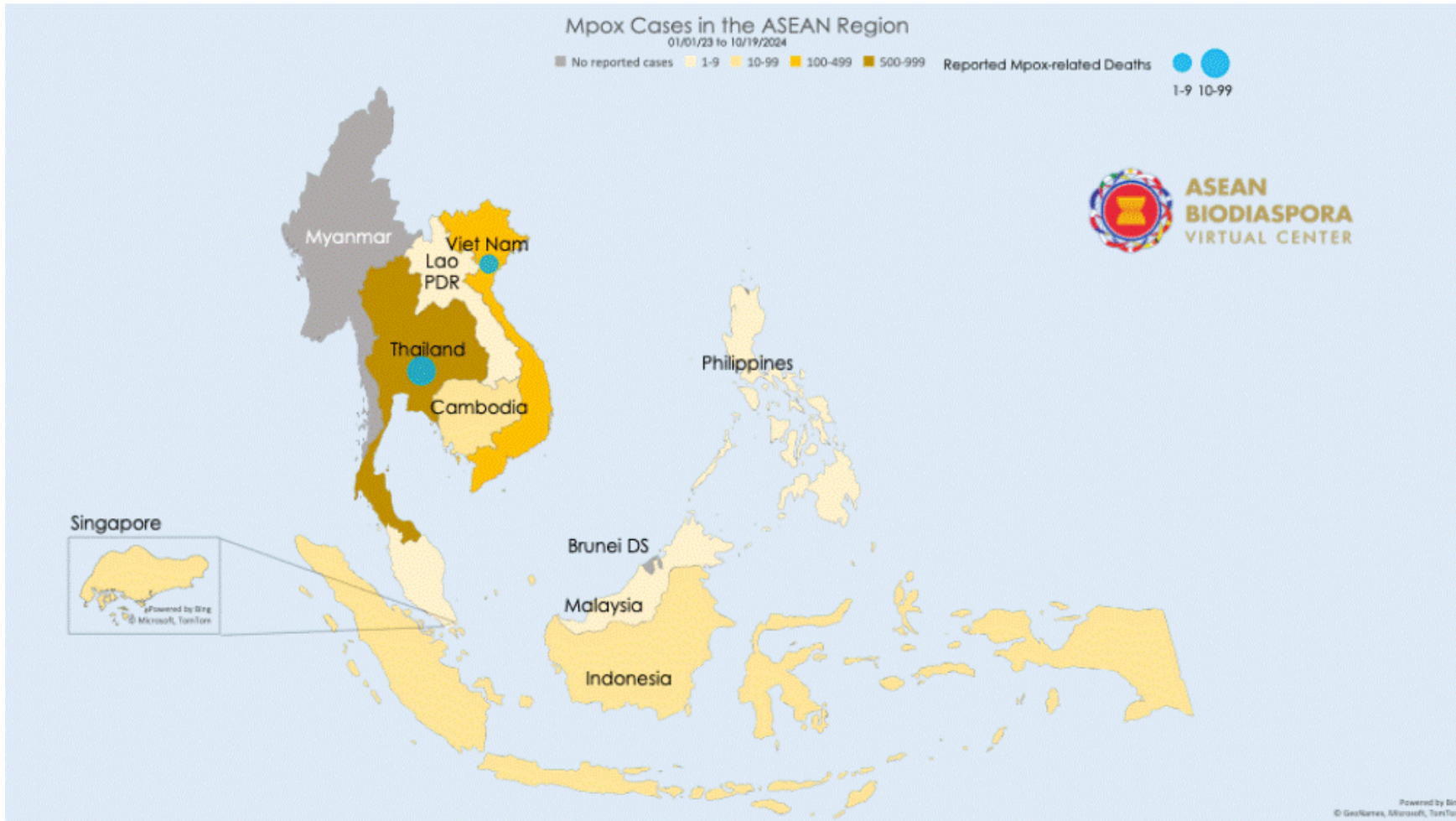
Source: AMS Official Sources, [WHO](#), [Our World in Data](#), and [Bluedot Platform](#), accessed on October 22, 2024



EMERGING DISEASES

Mpox Cases Reported in the ASEAN Region

January 1, 2023 – October 19, 2024



Source:

1. Ministry of Health Republic of Indonesia
2. EBS Bluedot (Accessed on October 22, 2024)
3. Ministry of Health Singapore, accessed October 22, 2024, <https://www.moh.gov.sg/resources-statistics/infectious-disease-statistics/2023/weekly-infectious-diseases-bulletin>



Mpox: Highlights and Situation Overview

- From 1 January 2023 to 19 October 2024, **27,728** confirmed cases worldwide since 2023, including **182** deaths. Globally, the CFR was **0.66 %**.
- **1,228 confirmed cases** including **18 deaths** in the **ASEAN** region, with a CFR of **1.47%**.
- **26,500 confirmed cases** of mpox have been reported in **other regions** (other than the ASEAN region):

Mpox cases in the ASEAN region (Jan. 1, 2023 to Oct. 19, 2024)

ASEAN Member States	Cumulative Cases 2023-2024	New Cases Since Previous Report	Cumulative Deaths 2023-2024	CFR
Cambodia ¹	20	0	0	0.00%
Indonesia ²	87	0	0	0.00%
Lao PDR ³	1	0	0	0.00%
Malaysia ³	10	0	0	0.00%
Philippines ⁴	28	15	0	0.00%
Singapore ⁵	48	0	0	0.00%
Thailand ³	833	12	10	1.20%
Vietnam ³	201	0	8	3.98%
ASEAN Total	1,228	27	18	1.47%

Source:

1. Ministry of Health Cambodia
2. Ministry of Health Republic of Indonesia
3. IBS Bluedot (Accessed on October 22, 2024), (<https://portal.bluedot.org/>)
4. Department of Health Philippines
5. Ministry of Health Singapore, accessed October 22, 2024, (<https://www.moh.gov.sg/resources-statistics/infectious-disease-statistics/2023/weekly-infectious-diseases-bulletin>)

Top 5 countries with the most mpox cases globally (Jan. 1, 2023 to Oct. 19, 2024)

Country	Cumulative Cases	New Cases Since Previous Report	Cumulative Deaths	CFR
Democratic Republic of Congo	7,135	770	27	0.38%
United States of America	3,979	217	10	0.25%
People's Republic of China	2,652	66	1	0.04%
Brazil	2,065	498	2	0.10%
Thailand	1,170	26	0	0.00%

Source: Our World in Data, accessed on October 22, 2024 (<https://ourworldindata.org/monkeypox>)

Mpox cases per region (Jan. 1, 2023 to Oct. 19, 2024)

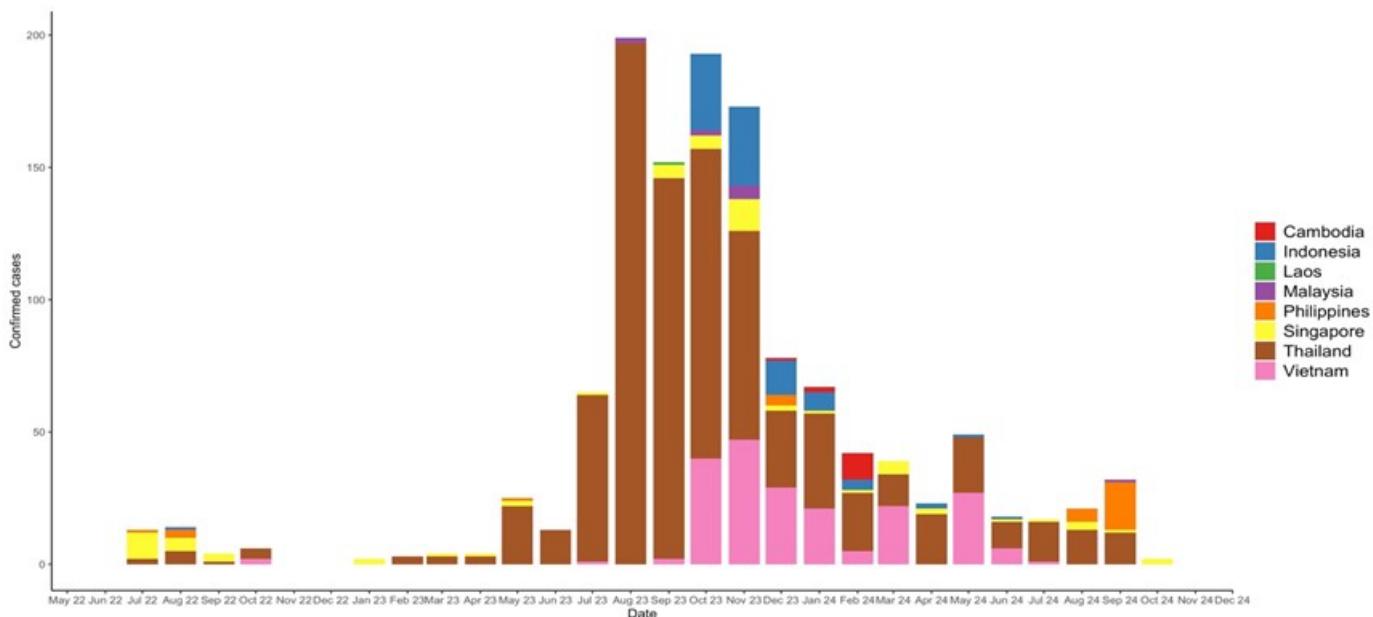
REGIONS	CUMULATIVE CASES 2023-2024	NEW CASES SINCE THE PREVIOUS REPORT	CUMULATIVE DEATHS	CFR
AFRICA	8,946	1,548	40	0.45%
AMERICAS	9,045	1,003	98	1.08%
ASEAN	1,228	27	18	1.47%
ASIA & OCEANIA	6,101	449	21	0.34%
EUROPE	2,408	207	5	0.21%
TOTAL	27,728	3,234	182	0.66%

Source: Our World in Data, accessed on October 22, 2024 (<https://ourworldindata.org/monkeypox>)



Trend of Mpox Confirmed Cases in the ASEAN Region

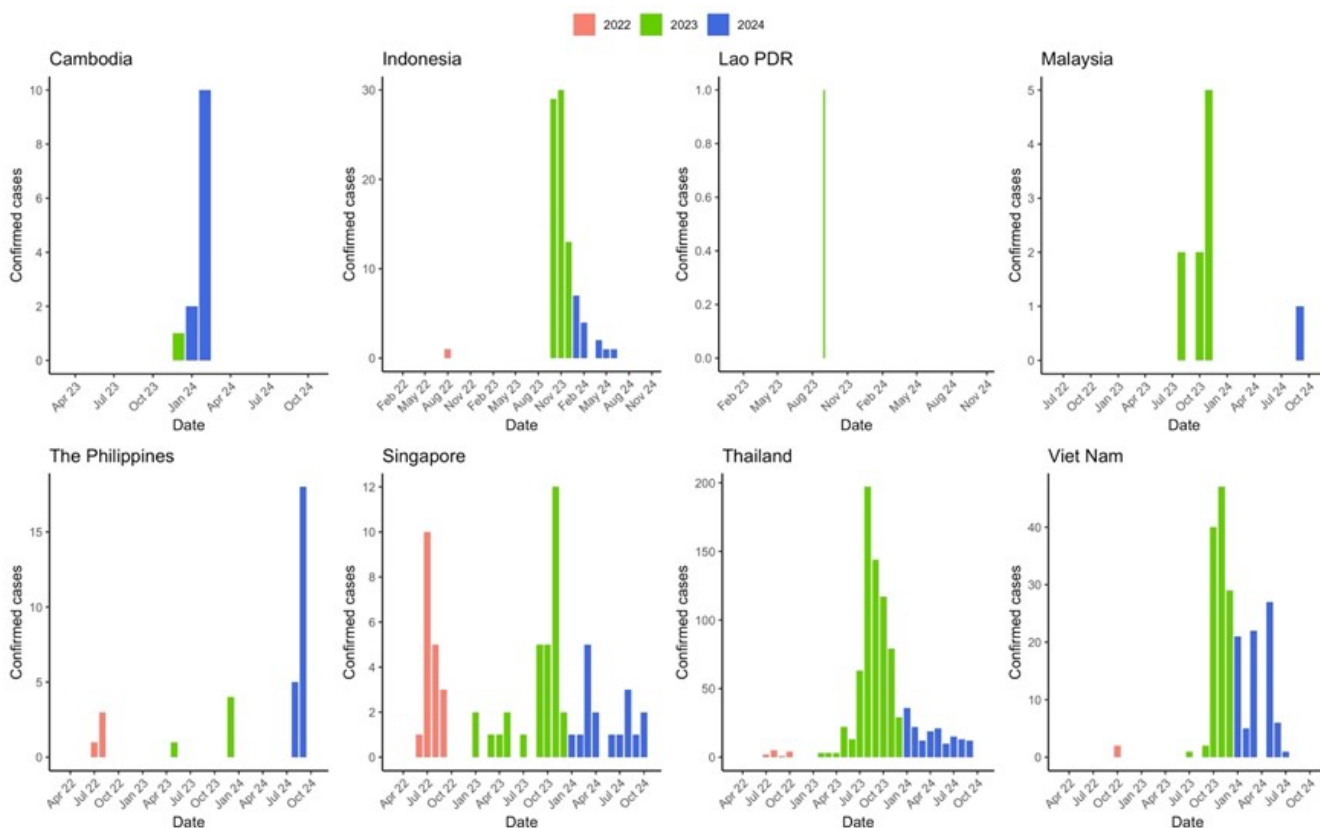
January 1, 2022 to October 19, 2024



Source: Our World in Data, accessed on October 22, 2024 (<https://ourworldindata.org/monkeypox>)

Trend of Mpox Confirmed Cases among ASEAN Member States

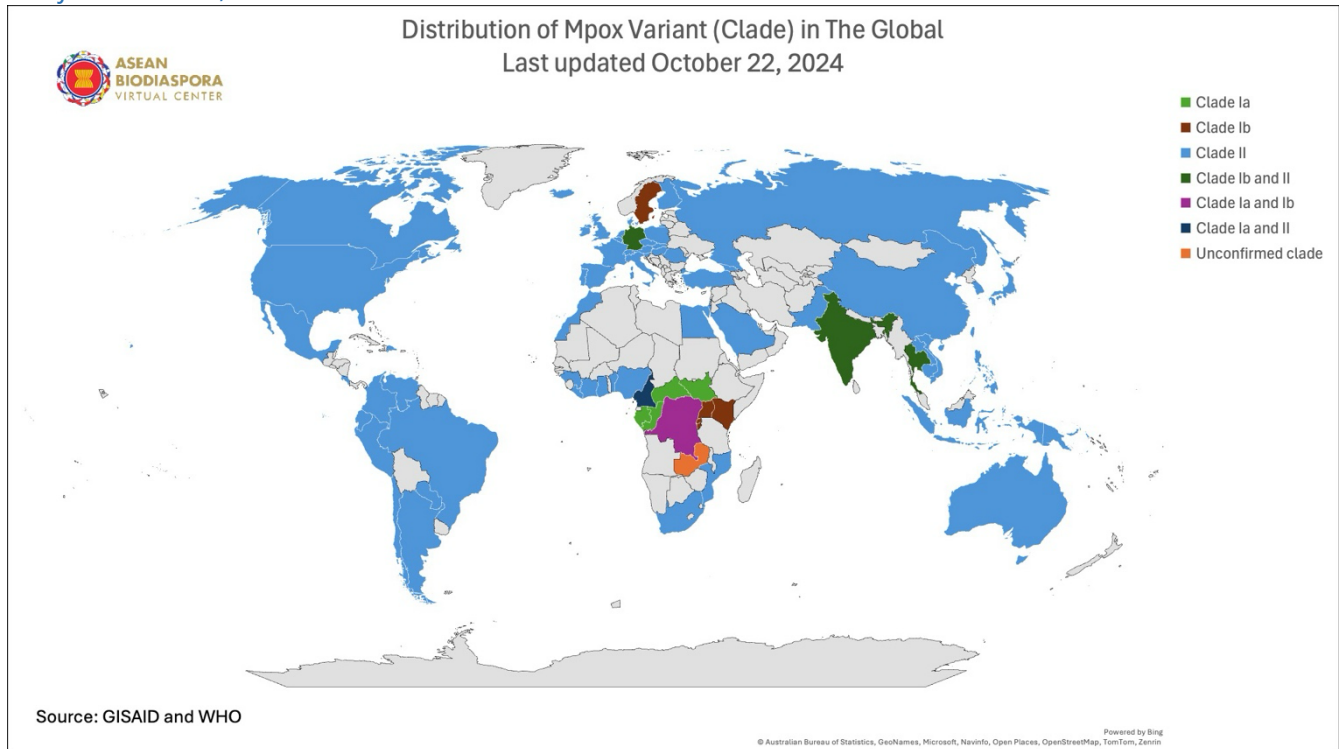
January 1, 2022 to October 19, 2024



Source: Our World in Data, accessed on October 22, 2024 (<https://ourworldindata.org/monkeypox>)

Distribution of Mpox Variants in The Global

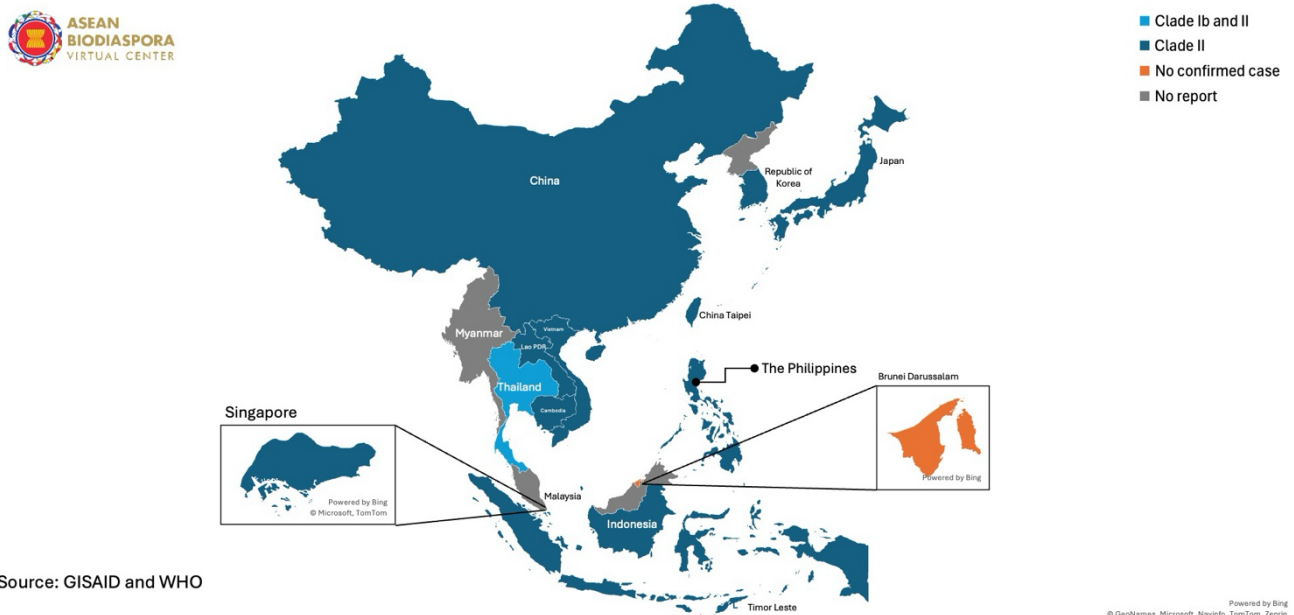
As of October 22, 2024



Distribution of Mpox Variants in the ASEAN and Neighbouring Countries

As of October 22, 2024

Distribution of Mpox Variant (Clade) in ASEAN and Neighbouring Countries
Last update October 22, 2024

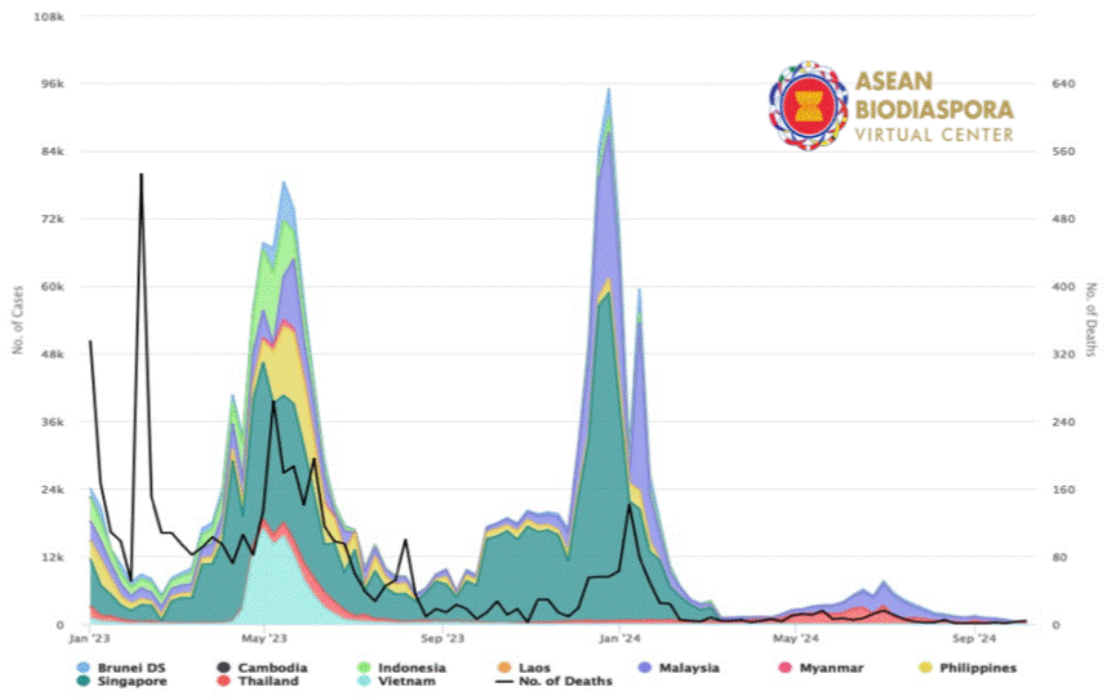


COVID-19: Highlights and Situation Overview

- As of 19 October 2024 (5PM, GMT+7), there were **704,827,837** confirmed cases **worldwide**, including **7,010,818 deaths**. Globally, Case Fatality Rate (CFR) was **1.00%**.
- **37,072,249 total confirmed cases** of COVID-19 have been reported in the **ASEAN Region**.
- The CFR in the **ASEAN Region** was **1.00%**.

ASEAN Weekly COVID-19 Cases and Deaths

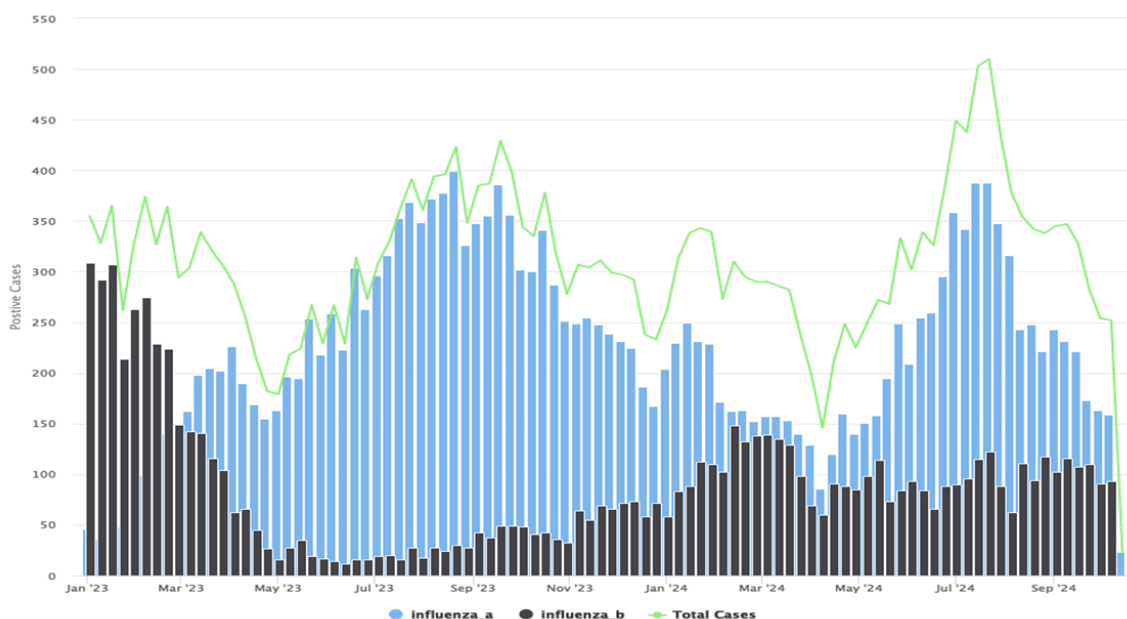
From January 1, 2023 to October 19, 2024



Source: [Singapore Government and the WHO](#), accessed on October 08, 2024

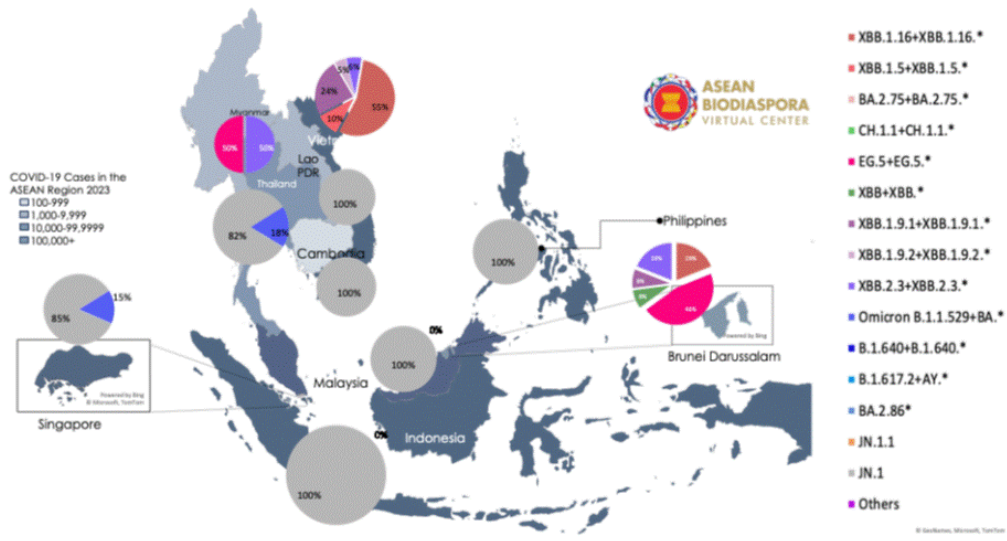
Trends of Influenza Confirmed Cases in the ASEAN region

From January 1, 2023 to October 19, 2024



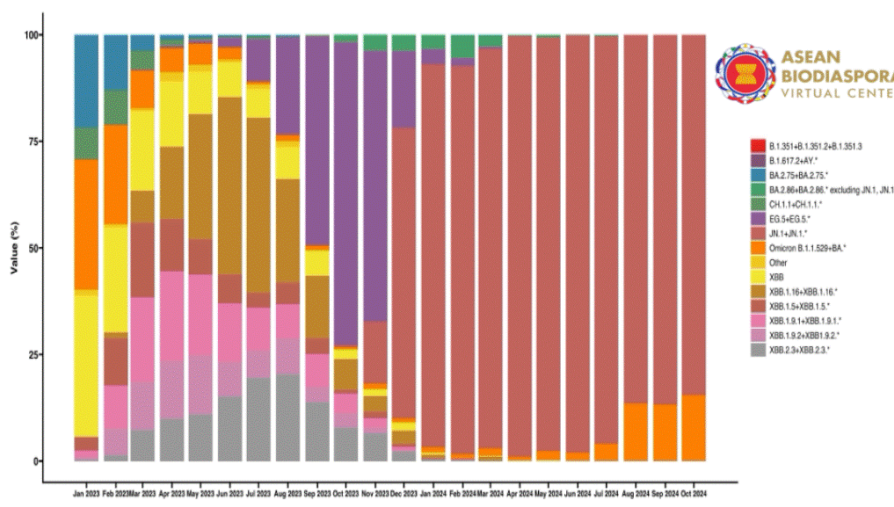
Source: FluNet, accessed on October 22, 2024 (<https://www.who.int/tools/flunet>)

COVID-19 Variants Frequencies Among the ASEAN Member States In October 2024



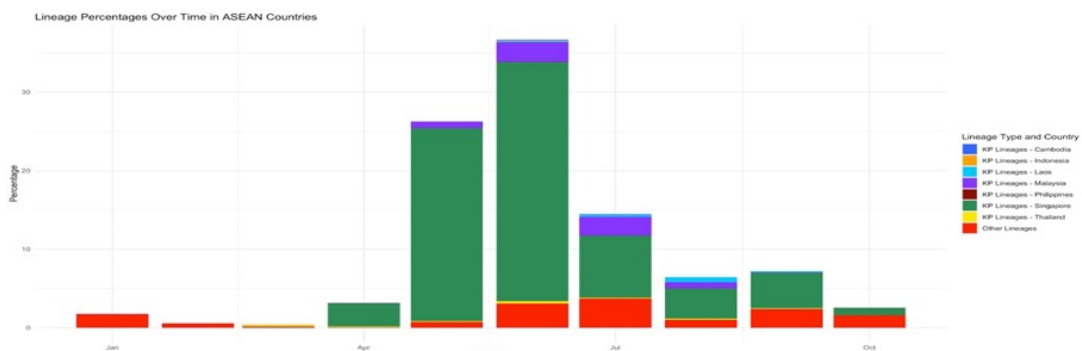
Source: GISAID. "hCoV-19 Variants Dashboard," accessed October 22, 2024, <https://gisaid.org/hcov-19-variants-dashboard/>.

COVID-19 Variants Frequencies in the ASEAN Region From January 2023 to October 2024



Source: GISAID. "hCoV-19 Variants Dashboard," accessed October 22, 2024, <https://gisaid.org/hcov-19-variants-dashboard/>.

COVID-19 "KP" Sub-Variant detected in the ASEAN region From January 2024 to October 2024

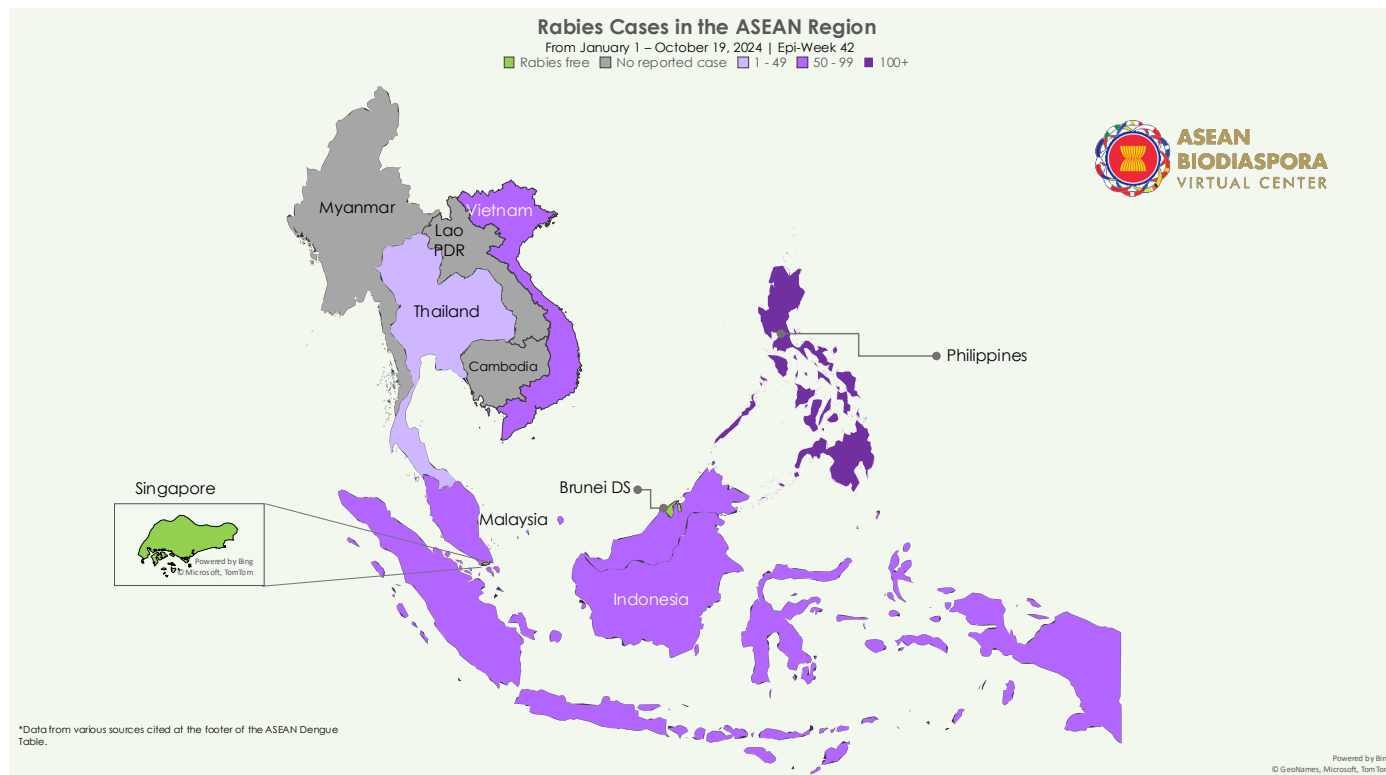


Source: GISAID. "hCoV-19 Variants Dashboard," accessed on October 22, 2024 (<https://gisaid.org/hcov-19-variants-dashboard/>)

ZOONOSIS

Rabies Cases in the ASEAN Region

From January 1 to October 19, 2024 (Epi-Week 42)



Rabies cases in the ASEAN region

Country	Epi-Week Reported	Cumulative Rabies Cases	New Cases Since Previous Report	Cumulative Deaths	CFR
Brunei Darussalam			Rabies-free country		
Cambodia	-	-	-	-	-
Indonesia¹	Week 27	78	-	78	100%
Lao PDR	-	-	-	-	-
Malaysia²	Week 24	79	-	79	100%
Myanmar	-	-	-	-	-
Philippines²	Week 39	354	-	354	100%
Singapore			Rabies-free country		
Thailand³	Week 40	5	0	5	100%
Viet Nam²	Week 42	65	2	65	100%
Total		581	2	581	100%

Source:

1. Ministry of Health, Republic of Indonesia
2. Bluedot Platform, accessed October 22, 2024 (<https://portal.bluedot.global/>)
3. Bureau of Epidemiology, Department of Disease Control, Ministry of Public Health Thailand, accessed October 22, 2024 (<http://doe.moph.go.th/surdata/index.php>)

- The **ASEAN** region reported **2** new rabies cases since the previous report. The region reported **581** total cases with **100%** CFR.

VECTOR-BORNE DISEASES

Dengue Cases in the ASEAN Region

From January 1 to October 19, 2024 (Epi-Week 42)



Dengue cases in the ASEAN region

Country	Epi-Week Reported	Cumulative Dengue Cases	New Cases Since the Previous Report	Cumulative Deaths	New Deaths	CFR
Brunei Darussalam	-	-	-	-	-	-
Cambodia¹	Week 38	13,752	-	37	-	0.27%
Indonesia^{2*}	Week 40	202,012	-	1,202	-	0.60%
Lao PDR¹	Week 40	16,182	618	1	0	0.01%
Malaysia¹	Week 40	105,149	1,639	95	4	0.09%
Myanmar³	Week 27	1,309	-	3	-	0.23%
Philippines³	Week 41	269,467	-	546	-	0.20%
Singapore^{4**}	Week 41	12,517	143	0	0	0.00%
Thailand^{5***}	Week 40	87,423	1,520	67	1	0.08%
Viet Nam¹	Week 40	89,397	4,210	15	3	0.02%
Total		797,208	8,130	1,966	8	0.25%

Source:

1. WHO WPRO, "Dengue," World Health Organization, accessed October 22, 2024 (<https://www.who.int/westernpacific/emergencies/surveillance/dengue>).
2. Ministry of Health, Republic of Indonesia
3. Bluedot Developer Portal, accessed October 22, 2024, (<https://developer-portal.bluedot.global/>).
4. Ministry of Health. "Weekly Infectious Disease Bulletin", accessed October 22, 2024. (<https://www.moh.gov.sg/resources-statistics/infectious-disease-statistics/2024/weekly-infectious-diseases-bulletin>)
5. Bureau of Epidemiology, Department of Disease Control, Ministry of Public Health Thailand, accessed October 22, 2024, (<http://doe.moph.go.th/surdata/index.php>)

- Data were updated and collected from official sources, which may have a 2-8 weeks delay in reporting. Data must be interpreted cautiously.

*Notified dengue cases only includes severe cases Dengue Hemorrhagic fever (DHF) and Dengue Shock Syndrome (DSS)

**Notified dengue cases only includes Dengue Fever (DF) and DHF

- The **ASEAN** region reported **8,130** new dengue cases since the previous report. The region reported **797,208** total cases with **0.25%** CFR.

Malaria Cases in the ASEAN Region

From January 1 to October 19, 2024 (Epi-Week 42)



Malaria cases in the ASEAN region

Country	Epi-Week Reported	Cumulative Malaria Cases	New Cases Since the Previous Report	Cumulative Deaths	CFR
Brunei Darussalam	-	-	-	-	-
Cambodia	Week 42	302	6	0	0.00%
Indonesia¹	Week 42	364,097	441	108	0.03%
Lao PDR²	Week 42	17,609	615	11	0.06%
Malaysia³	Week 30	24	-	-	0.00%
Myanmar	-	-	-	-	-
Philippines³	Week 6	2	-	-	0.00%
Singapore⁴	Week 41	22	1	0	0.00%
Thailand⁵	Week 40	3,670	55	1	0.03%
Viet Nam³	Week 40	165	-	-	0.00%
Total		385,891	1,118	120	0.03%

Source:

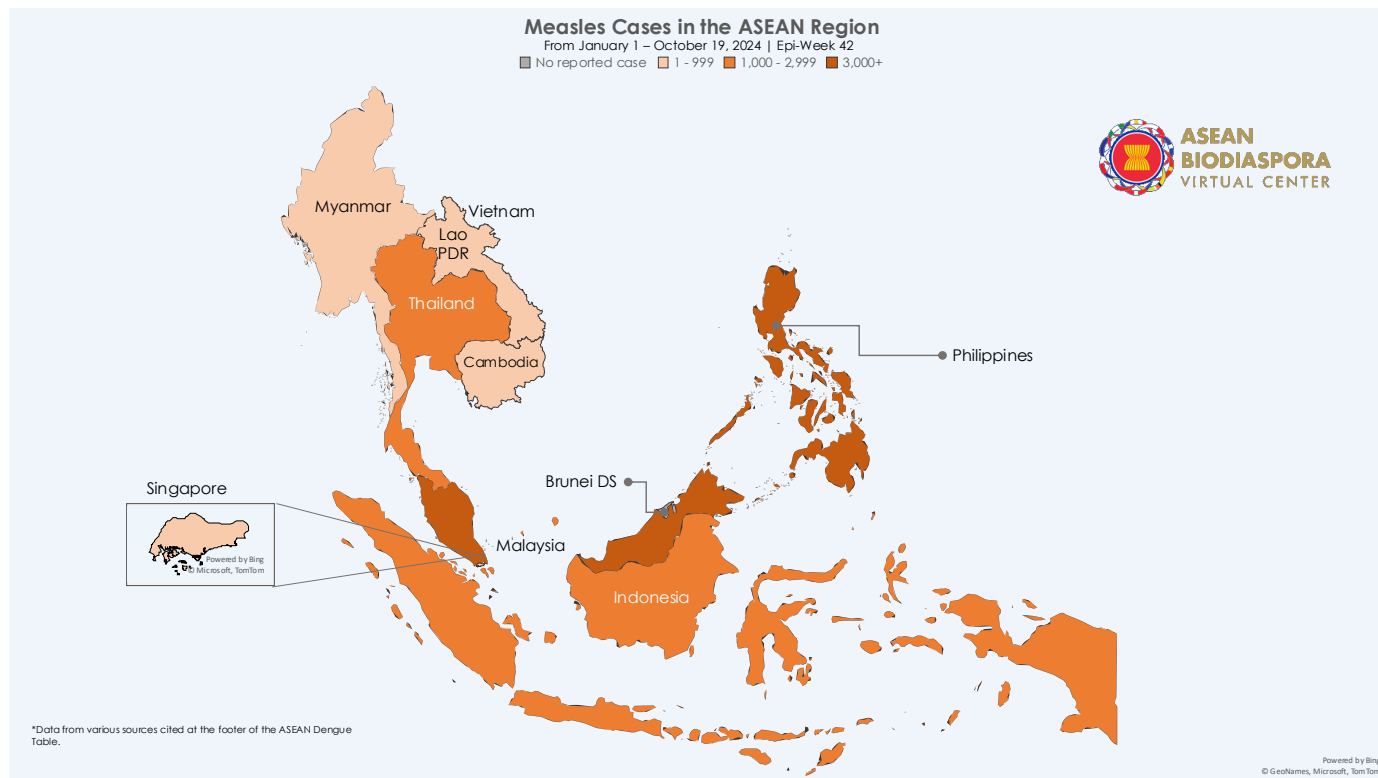
1. Malaria Cases in Indonesia, accessed October 22, 2024 (<https://malaria.kemkes.go.id/case>)
2. Centre of Information and Education for Health, Ministry of Health Lao PDR, accessed October 22, 2024 (<https://www.facebook.com/CEFH.MoH.Lao/>)
3. Bluedot Platform, accessed October 22, 2024 (<https://portal.bluedot.global/>)
4. Ministry of Health Singapore, accessed October 22, 2024 (<https://www.moh.gov.sg/resources-statistics/infectious-disease-statistics/2024/weekly-infectious-diseases-bulletin>)
5. Bureau of Epidemiology, Department of Disease Control, Ministry of Public Health Thailand, accessed October 15, 2024 (<http://doe.moph.go.th/surdata/index.php>)

- The **ASEAN** region reported **1,118** new malaria cases since the previous report. The region reported **385,891** total cases with **0.03%** CFR.

VACCINE-PREVENTABLE DISEASES

Measles Cases in the ASEAN Region

From January 1 to October 19, 2024 (Epi-Week 42)



Measles cases in the ASEAN region

Country	Epi-Week Reported	Cumulative Measles Cases	New Cases Since the Previous Report	Cumulative Deaths	CFR
Brunei Darussalam	-	-	-	-	-
Cambodia¹	Week 27	4	-	0	0.00%
Indonesia²	Week 35	1,410	-	0	0.00%
Lao PDR¹	Week 31	1	-	0	0.00%
Malaysia¹	Week 35	2,806	159	0	0.00%
Myanmar¹	Week 40	30	2	0	0.00%
Philippines¹	Week 35	3,408	62	3	0.09%
Singapore³	Week 41	9	0	0	0.00%
Thailand⁴	Week 40	4,379	320	1	0.02%
Viet Nam¹	Week 35	469	-	0	0.00%
Total		12,516	543	4	0.03%

Source:

1. Provisional Measles and Rubella Data, World Health Organization, accessed October 22, 2024 (<https://immunizationdata.who.int/global?topic=Provisional-measles-and-rubella-data&location=>)
2. Ministry of Health, Republic of Indonesia
3. Ministry of Health Singapore, accessed October 22, 2024, (<https://www.moh.gov.sg/resources-statistics/infectious-disease-statistics/2023/weekly-infectious-diseases-bulletin>)
4. Bureau of Epidemiology, Department of Disease Control, Ministry of Public Health Thailand, accessed October 22, 2024 (<http://doe.moph.go.th/surdata/index.php>)

- The **ASEAN** region reported **543** new measles cases since the previous report. The region reported **12,516** total cases with **0.06%** CFR.



Annex 1. Infectious Diseases in the ASEAN Region – Summary Table

Epidemiological Week 42 | From January 1 to October 19, 2024

Infectious Diseases	COVID-19			Mpox			Rabies		
	Cum. Cases	Cum. Deaths	CFR	Cum. Cases	Cum. Deaths	CFR	Cum. Cases	Cum. Deaths	CFR
Brunei Darussalam	87,517	77	0.09%	-	-	-	Rabies-free Country		
Cambodia	886	-	0.00%	20	0	0.00%	-	-	-
Indonesia	118,212	1,454	1.23%	87	0	0.00%	78	78	100%
Lao PDR	1,474	87	5.90%	1	0	0.00%	-	-	-
Malaysia	298,121	494	0.17%	10	0	0.00%	79	79	100%
Myanmar	9,605	5	0.05%	-	-	-	-	-	-
Philippines	141,371	1,467	1.04%	28	0	0.00%	354	354	100%
Singapore	819,481	313	0.04%	48	0	0.00%	Rabies-free Country		
Thailand	83,651	1,062	1.29%	833	10	1.20%	5	5	100%
Viet Nam	101,828	20	0.02%	201	8	3.98%	65	65	100%
ASEAN Region	1,662,146	4,979	0.30%	1,228	18	1.47%	581	581	100%

Infectious Diseases	Dengue			Malaria			Measles		
	Cum. Cases	Cum. Deaths	CFR	Cum. Cases	Cum. Deaths	CFR	Cum. Cases	Cum. Deaths	CFR
Brunei Darussalam	-	-	-	-	-	-	-	-	-
Cambodia	13,752	37	0.27%	302	0	0%	4	0	0%
Indonesia	202,012	1,202	0.60%	364,097	108	0.03%	1,410	0	0%
Lao PDR	16,182	1	0.01%	17,609	11	0.06%	1	0	0%
Malaysia	105,149	95	0.09%	24	0	0%	2,806	0	0%
Myanmar	1,309	3	0.23%	-	-	-	30	0	0%
Philippines	269,467	546	0.20%	2	0	0%	3,408	3	0.09%
Singapore	12,517	0	0.00%	22	0	0%	9	0	0%
Thailand	87,423	67	0.08%	3,670	1	0.03%	4,379	1	0.03%
Viet Nam	89,397	15	0.02%	165	0	0%	469	3	0.64%
ASEAN Region	797,208	1,966	0.25%	385,891	120	0.03%	12,516	7	0.03%