

Situational Report in the ASEAN Region

— ASEAN Biodiaspora Virtual Center (ABVC)



ASSOCIATION
OF SOUTHEAST
ASIAN NATIONS



ASEAN
BIODIASPORA
VIRTUAL CENTER



MINISTRY OF HEALTH
REPUBLIC OF INDONESIA

GLOBAL PARTNERS



In partnership with
Canada



**World Health
Organization**



Korea Disease Control and
Prevention Agency



Table of Contents

COVID-19	1
Highlights and Situation Overview	1
Global Update	1
Regional Update	1
Vaccine Update	1
Research Update	1
ASEAN Travel Advisories	3
COVID-19 Cases and Deaths Table	4
COVID-19 Cases in ASEAN Region Table	4
Epi curve Among ASEAN Countries	5
Vaccination Status in ASEAN	6
Mpox	7
Mpox Cases Global Map	7
Mpox Daily Trend Globally	8
Highlights and Situation Overview	9
Mpox Cases in ASEAN Region Table	9
Mpox Cases in Asia-Pacific Region Table	9
Top 5 Countries with Most Mpox Cases Globally	9
Mpox Cases per Region	10
Research Update	10
References	11



COVID-19: Highlights and Situation Overview

Global Update

- **Worldwide**, over 690 million cases and over 6 million deaths have been attributed to COVID-19.

Regional Update

- **Indonesia:** Indonesian businesses have lauded the government's decision to end the national COVID-19 state of emergency, saying the move will expedite the economic recovery from the pandemic, but some experts predict little change, noting that most of the economically significant restrictions were relaxed months ago (Juwita, 2023). Indonesian Chamber of Commerce and Industry (Kadin) chairman Arsjad Rasjid told The Jakarta Post on Thursday that the decision would encourage many businesses to expand further, which would boost the economy as a whole. The tourism, accommodation and food and beverage industries stood to benefit the most from the decision, Arsjad said, noting that foreign and domestic tourists were now able to travel freely in the country. [\[Full article\]](#)

Vaccine Update

- **Indonesia:** The government urges the public to remain cautious against coronavirus and to get booster doses amid the recent lifting of COVID-19 emergency status in Indonesia, saying that the virus is still around and can still infect people (Loasana, 2023). "The lifting of the emergency status does not mean that the disease has been completely eradicated in the country, it's just that the risk of contracting the virus has gone down," national COVID-19 task force spokesman Wiku Adisasmito said in a press briefing on June 22. Wiku said the emergency status "could return at any moment" depending on the health, social and environmental situation at the national and global levels. [\[Full article\]](#)

Research Update (Published and peer-reviewed studies)

- This report, ***Trends in Laboratory-Confirmed SARS-CoV-2 Reinfections and Associated Hospitalizations and Deaths Among Adults Aged ≥18 Years — 18 U.S. Jurisdictions, September 2021–December 2022***, describes U.S. epidemiologic trends in reinfections and associated severe outcomes (Ma et al., 2023). To describe trends over time, laboratory-confirmed SARS-CoV-2 reinfections and associated severe outcomes were characterized during a 16-month period when the Delta variant and several Omicron lineages were predominant in the United States. Weekly counts of SARS-CoV-2 reinfections, total infections, and associated hospitalizations and deaths reported by 18 U.S. jurisdictions during September 5, 2021– December 31, 2022, were analyzed overall, by age group, and by five periods of SARS-CoV-2 variant predominance (Delta and Omicron [BA.1, BA.2, BA.4/BA.5, and BQ.1/BQ.1.1]). Among reported reinfections, weekly trends in the median intervals between infections and frequencies of predominant variants during previous infections were calculated. As a percentage of all infections, reinfections increased substantially from the Delta (2.7%) to the Omicron BQ.1/BQ.1.1 (28.8%) periods; during the same periods, increases in the percentages of reinfections among COVID-19–associated hospitalizations (from 1.9% [Delta] to 17.0% [Omicron BQ.1/BQ.1.1]) and deaths (from 1.2% [Delta] to 12.3% [Omicron BQ.1/BQ.1.1]) were also substantial. Percentages of all COVID-19 cases, hospitalizations, and deaths that were reinfections were consistently higher across variant periods among adults aged 18–49 years compared with those among adults aged ≥50 years. The median interval between infections ranged from 269 to 411 days by week, with a steep decline



at the start of the BA.4/BA.5 period, when >50% of reinfections occurred among persons previously infected during the Alpha variant period or later. To prevent severe COVID-19 outcomes, including those following reinfection, CDC recommends staying up to date with COVID-19 vaccination and receiving timely antiviral treatments, when eligible. [\[Full text\]](#)

- Nursing home residents have been disproportionately affected by the COVID-19 pandemic; their age, comorbidities, and exposure to a congregate setting has placed them at high risk for both infection and severe COVID-19–associated outcomes, including death (Wong et al., 2023). Receipt of a primary COVID-19 mRNA vaccination series and monovalent booster doses have been demonstrated to be effective in reducing COVID-19–related morbidity and mortality in this population. Beginning in October 2022, the National Healthcare Safety Network (NHSN) defined up-to-date vaccination as a receipt of a bivalent COVID-19 mRNA vaccine dose or completion of a primary series within the preceding 2 months. The effectiveness of being up to date with COVID-19 vaccination among nursing home residents in preventing SARS-CoV-2 infection is not known. This analysis, ***Effectiveness of Up-to-Date COVID-19 Vaccination in Preventing SARS-CoV-2 Infection Among Nursing Home Residents — United States, November 20, 2022–January 8, 2023***, used NHSN nursing home COVID-19 data reported during November 20, 2022–January 8, 2023, to describe effectiveness of up-to-date vaccination status (versus not being up to date) against laboratory-confirmed SARS-CoV-2 infection among nursing home residents. Adjusting for a calendar week, county-level COVID-19 incidence, county-level social vulnerability index (SVI), and facility-level percentage of staff members who were up to date, up-to-date vaccine effectiveness (VE) against infection was 31.2% (95% CI = 29.1%–33.2%). Nursing home residents should stay up to date with recommended age-appropriate COVID-19 vaccination, which now includes an additional bivalent vaccine dose for moderately or severely immunocompromised adults aged ≥65 years to increase protection against SARS-CoV-2 infection. [\[Full text\]](#)



ASEAN Travel Advisories (new update/s)

as of 23 June 2023

ASEAN Country	Published	Foreign travelers allowed	COVID-19 vaccination requirement	Required COVID-19 testing for fully vaccinated	Required COVID-19 testing for NOT fully vaccinated	Quarantine upon arrival	Health insurance requirement	Arrival health declaration/ registration/ documents
Brunei Darussalam	December 1, 2022	Yes	No	No	No	No	No	No
Cambodia	October 6, 2022	Yes	No	No	No	No	No	No
Indonesia	June 10, 2023	Yes	No	No	No	No	No	No
Laos	December 29, 2022	Yes	No	No	No	No	No	No
Malaysia	August 2, 2022	Yes	No	No	No	No	No	No
Myanmar	April 3, 2023	Yes	Yes – printed fully vaccinated* certificate for 12 years old and above.	Passengers are subject to medical screening and could be subject to a test upon arrival.	Printed negative COVID-19 RT-PCR test result in English, issued at most 48 hours before arrival.	No	Printed COVID-19 medical insurance.	Passengers must present a Health Declaration Form upon arrival.
Philippines	March 30, 2023	Yes	Yes – fully vaccinated* with booster dose certificate for 15 years old and above.	No	Yes – COVID-19 rapid antigen test upon arrival.	No	No	Traveler is required to download and register an E-arrival card at most 3 days before departure for those without a visa.
Singapore	February 13, 2023	Yes	No	No	No	No	No	No
Thailand	March 1, 2023	Yes	No	No	No	No	No	No
Vietnam	May 16, 2022	Yes	No	No	No	No	No	No

- Reference: [IATA Travel Centre](#)
- *Fully vaccinated – at least 14 or 15 days from 2nd dose for a two-dose vaccine or 14 or 15 days from a single-dose vaccine upon arrival.



Cases and Deaths as of 23 June 2023

- As of 23 June 2023 (1PM, GMT+7), worldwide, there were **690,673,699** confirmed cases, including **6,893,769** deaths. Globally, Case Fatality Rate (CFR) was **1.0%**.
- 36,241,587 confirmed cases** of COVID-19 have been reported in the **ASEAN Region**.
- The Case Fatality Rate in the **ASEAN Region** was **1.02%**

COVID-19 cases in ASEAN region

REGION	COUNTRY	FIRST CONFIRMED CASE(S)	LATEST REPORT ON CONFIRMED CASE(S)	TOTAL CONFIRMED CASES	NEW CASES	TOTAL DEATHS	NEW DEATHS	CUMULATIVE CASES/ 100,000	CUMULATIVE VACCINATED	CUMULATIVE FULLY VACCINATED	CUMULATIVE BOOSTERED	FULLY VACCINATED/ 100
ASEAN REGION	Brunei Darussalam	10 Mar 20	14-Jun-23	308,777	-	225	-	64,053	450,404	445,929	338,987	99.3
	Cambodia	27 Jan 20	22-Jun-23	138,891	-	3,056	-	841	15,244,858	14,609,937	10,433,215	87.1
	Indonesia	02 Mar 20	23-Jun-23	6,811,359	14	161,857	-	2,490	203,657,535	172,693,321	67,952,274	62.7
	Lao PDR	24 Mar 20	23-Jun-23	218,409	10	758	-	3,041	5,888,649	5,222,417	-	69.4
	Malaysia	25 Jan 20	17-Jun-23	5,112,019	-	37,110	-	15,788	28,125,245	27,536,657	17,056,957	81.1
	Myanmar	23 Mar 20	13-Jun-23	639,740	-	19,494	-	1,173	34,777,314	27,545,329	2,227,351	50.8
	Philippines	30 Jan 20	22-Jun-23	4,161,235	-	66,482	-	3,771	78,369,243	73,937,435	21,341,197	64.0
	Singapore	23 Jan 20	06-Jun-23	2,481,404	-	1,727	-	39,049	5,161,990	5,120,768	4,440,289	90.8
	Thailand	13 Jan 20	19-Jun-23	4,749,910	-	34,292	-	6,791	57,005,497	53,486,086	32,143,431	74.6
	Vietnam	23 Jan 20	22-Jun-23	11,619,843	-	43,206	-	11,950	90,450,881	85,848,363	57,452,750	87.4
ASEAN COUNTRIES				36,241,587	24	368,207	-	148,946	519,131,616	466,446,242	213,386,451	

*There have been no tests reported in the last 14 days in the ASEAN Region.

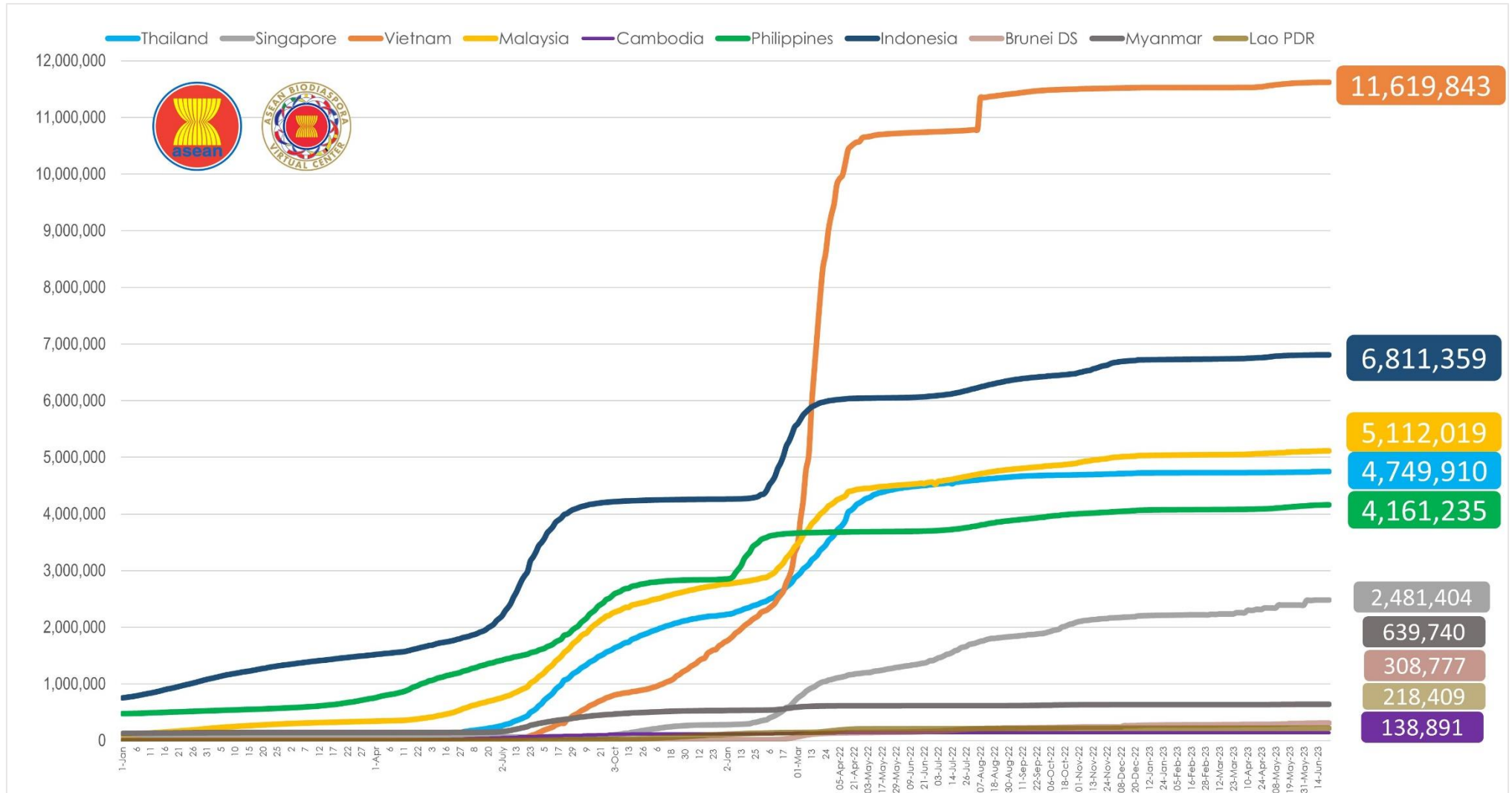
REGION	TOTAL CONFIRMED CASES	NEW CASES	TOTAL DEATHS	NEW DEATHS
ASIA	196,255,761	7,604	1,207,978	8
AFRICA	12,828,380		258,802	
AMERICAS	195,733,034		2,993,769	
EUROPE	249,614,937		2,065,013	
TOTAL	654,432,112	7,604	6,525,562	8

**Data References: [Andra Farm](#), [Worldometer](#), [DOH Philippines](#), and the [WHO](#)



COVID-19 Epi curve among ASEAN Countries

From January 1, 2022, to June 23, 2023



Cumulative cases of COVID-19 in the ASEAN Region as of June 23, 2023 (Report generated by ASEAN Biodiaspora Virtual Center)

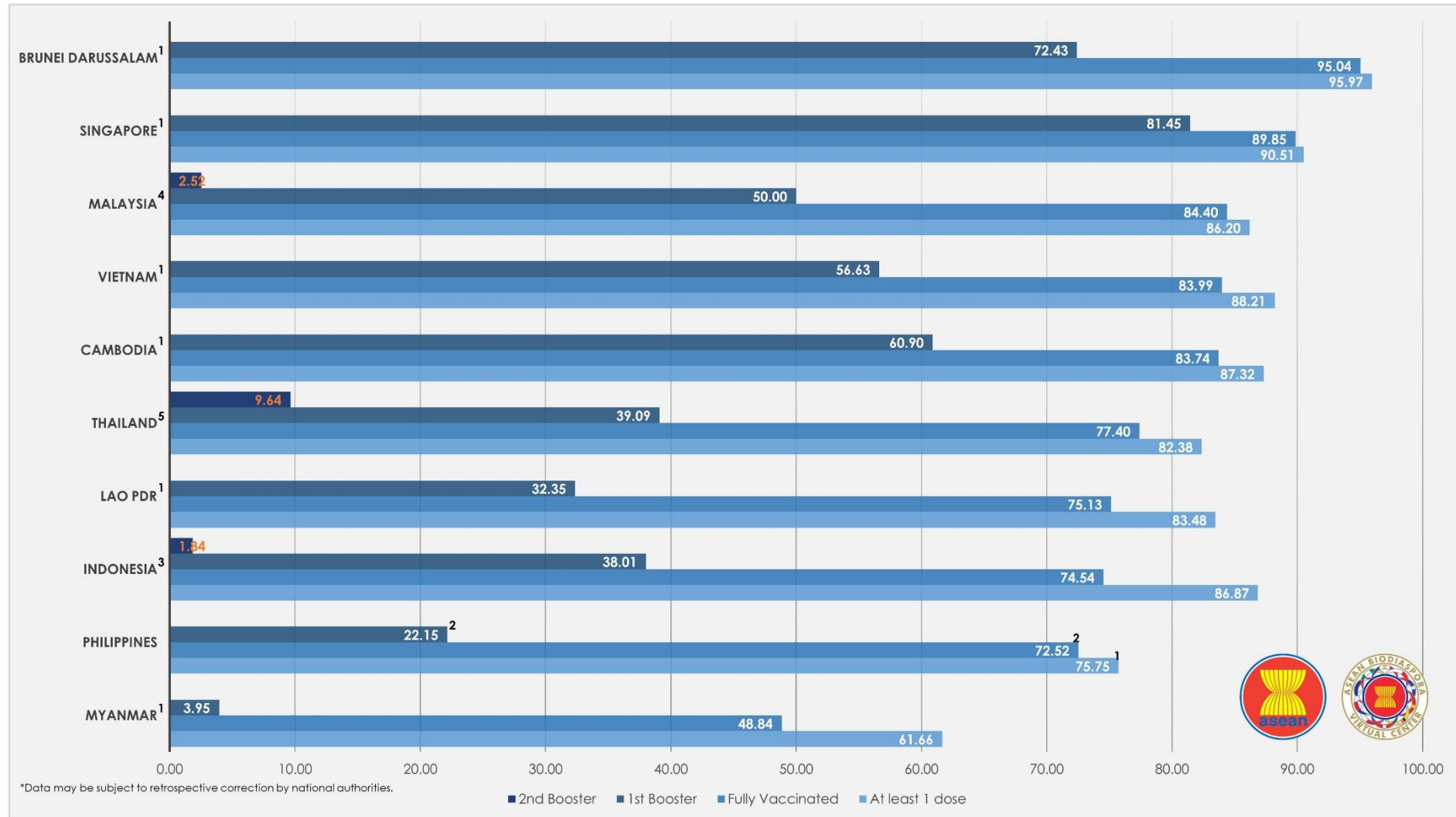
*Data from various references, cases may differ from how data is reported in countries and other authorities. Data may be subject to retrospective correction by national authorities.

**Data References: [Andra Farm](#), [Worldometer](#), [DOH Philippines](#), and the [WHO](#)



COVID-19 Vaccination Status in ASEAN

as of 23 June 2023

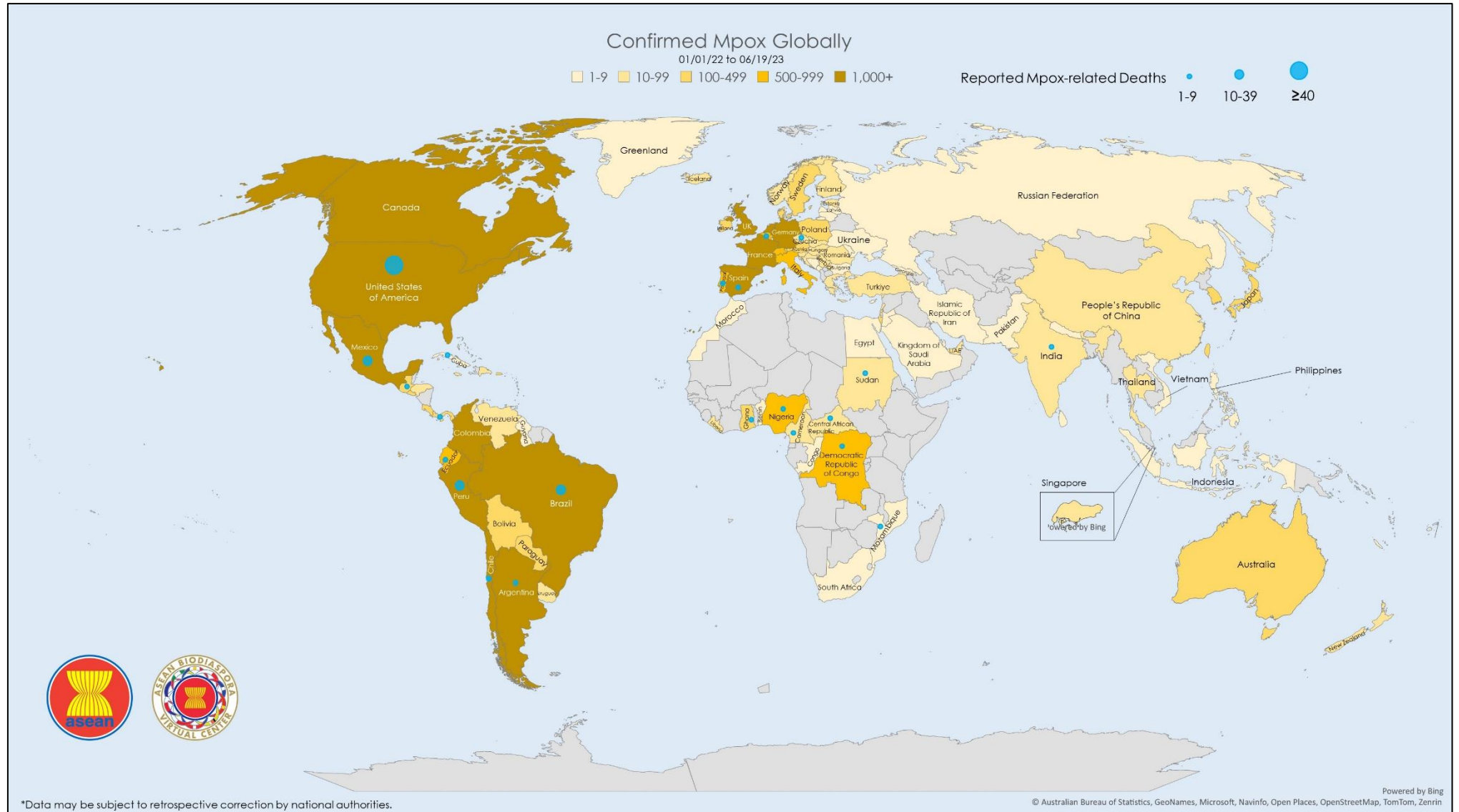


1. World Health Organization, Coronavirus (COVID-19) Dashboard, accessed June 23, 2023 <https://covid19.who.int/>
2. Department of Health Philippines, National COVID-19 vaccination dashboard accessed June 23, 2023, <https://doh.gov.ph/covid-19-vaccination-dashboard>
3. Ministry of Health Indonesia, "Vaccine Dashboard, June 23, 2023, <https://vaksin.kemkes.go.id/#/vaccines>
4. Ministry of Health Malaysia, COVID-19 vaccination, accessed June 23, 2023, <https://data.moh.gov.my/covid-vaccination>
5. Ministry of Public Health Thailand, COVID-19 Vaccination Infographic, accessed June 23, 2023, <https://dashboard-vaccine.moph.go.th/>



Mpox Cases Reported Globally

as of June 19, 2023

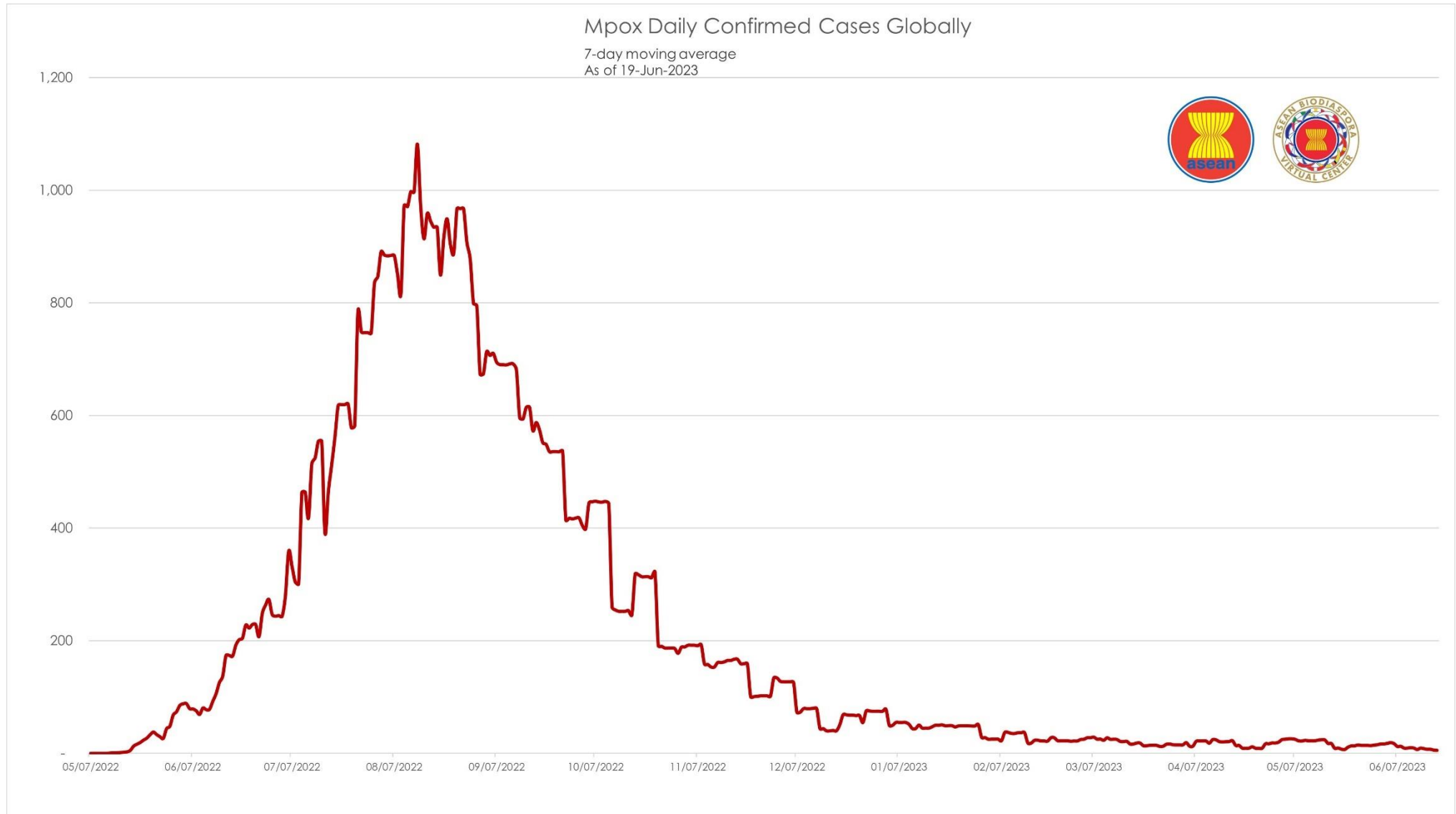


Edouard Mathieu et al., "Mpox (Monkeypox)," Our World in Data, accessed June 23, 2022, <https://ourworldindata.org/monkeypox>.



Mpox Daily Trend Globally

as of June 19, 2023



Edouard Mathieu et al., "Mpox (Monkeypox)," Our World in Data, accessed June 23, 2022, <https://ourworldindata.org/monkeypox>.



Mpox: Highlights and Situation Overview

- Latest update as of 19 June 2023 (1PM, GMT+7), there were **87,979** confirmed cases worldwide, including **147** deaths. Globally, the Case Fatality Rate (CFR) was **0.17%**.
- **85 confirmed cases** in the ASEAN region, with a CFR of **0%**.
- **87,894 confirmed cases** of Mpox have been reported in other **5 regions** (other than the ASEAN region):

Mpox cases in the ASEAN region

Country	Total Cases	New Cases	Deaths	Case Fatality Rate (CFR)
Indonesia	1	-	-	0.00%
Philippines	5	-	-	0.00%
Singapore	25	-	-	0.00%
Thailand	56	-	-	0.00%
Vietnam	2	-	-	0.00%
ASEAN Total	89	-	-	0.00%

Mpox cases in the Asia-Pacific region

Country/Territory	Total Cases	New Cases	Deaths	Case Fatality Rate (CFR)
Australia	145	-	-	0.00%
India	22	-	1	4.55%
Japan	181	-	-	0.00%
Nepal	1	-	-	0.00%
New Caledonia	1	-	-	0.00%
New Zealand	41	-	-	0.00%
People's Republic of China*	11	-	-	0.00%
The Republic of China*	149	-	-	0.00%
The Republic of Korea*	104	-	-	0.00%
Sri Lanka	4	-	-	0.00%
Asia-Pacific Total	659	-	1	0.15%

*People's Republic of China – China, Hong Kong (SAR), and Macao (SAR); Republic of China – Taiwan, Republic of Korea – South Korea

Top 5 countries with the most mpox cases globally

Country	Total Cases	New Cases	Deaths	Case Fatality Rate (CFR)
United States of America	30,267	-	42	0.14%
Brazil	10,950	-	16	0.15%
Spain	7,559	-	3	0.04%
France	4,146	-	-	0.00%
Colombia	4,090	-	-	0.00%



Mpox cases per region

REGION	TOTAL CONFIRMED CASES SINCE JANUARY 1, 2022	NEW CASES SINCE THE PREVIOUS REPORT	TOTAL DEATHS	CASE FATALITY RATE
AFRICA	1,775	-	22	1.24%
AMERICAS	59,450	-	117	0.20%
ASEAN	89	-	-	0.00%
ASIA PACIFIC	646	-	1	0.15%
EUROPE	25,641	-	7	0.03%
MIDDLE EAST	327	-	-	0.00%
TOTAL	87,972	-	147	0.17%

Edouard Mathieu et al., "Mpox (Monkeypox)," Our World in Data, accessed June 23, 2022, <https://ourworldindata.org/monkeypox>.

Research Update (Published and peer-reviewed studies)

- During April 17–May 5, 2023, 13 monkeypox (mpox) cases were reported to the Chicago Department of Public Health (CDPH) after 2 months during which only a single case had been reported (Faherty et al., 2023). This report, ***Emergence of an Mpox Cluster Primarily Affecting Persons Previously Vaccinated Against Mpox — Chicago, Illinois, March 18–June 12, 2023***, describes the cluster of more than 10 cases at a time when sporadic cases or small clusters (i.e., involving fewer than three cases) were being reported in the United States. During March 18–June 12, 2023, 40 laboratory-confirmed mpox cases were identified in Chicago, including 22 (55%), five (13%), and 13 (33%), respectively, among patients who had received 2 doses of JYNNEOS or 1 dose of ACAM2000 vaccine, those who had received 1 vaccine dose of JYNNEOS vaccine, and those who had not received any vaccines for mpox. Preliminary medical record review indicates that vaccinated patients experienced self-limited illness, managed in outpatient settings. Compared with patients who received 2 doses of JYNNEOS or 1 dose of ACAM2000 vaccine, patients who received 1 dose of JYNNEOS or no vaccines experienced a higher prevalence of lesions affecting the genital (43% versus 6%) and ocular (29% versus none) mucosa. The two hospitalized patients in this cluster had not received any mpox vaccine and had advanced HIV (<200 CD4 cells/mm³). Preliminary sequencing results from one unvaccinated patient and three patients who had received 2 doses of JYNNEOS or 1 dose of ACAM2000 vaccine indicate that Monkeypox virus (MPXV) among these Chicago patients is consistent with the B.1 variant of clade IIb MPXV, the predominant variant during the 2022–2023 outbreak. This increase in cases before large summer events scheduled nationwide and in Chicago raised concerns about possible future case increases. Persons eligible for vaccination, particularly those with advanced HIV and other immunocompromising conditions, should receive 2 doses of JYNNEOS vaccine. [\[Full text\]](#)



References

- Faherty, E. A., Holly, T., Ogale, Y. P., Crisler, G., Becht, A., Kern, D., Nicolae, L., Spencer, H., Wasz, M., Kerins, J. L., Kittner, A., Staton, A., Hardnett, C., Hutson, C., Gigante, C. M., Quilter, L., Kracalik, I., Black, S., McCollum, A. M., ... Tabidze, I. (2023). *Notes from the field*: Emergence of an Mpox cluster primarily affecting persons previously vaccinated against Mpox — Chicago, Illinois, March 18–June 12, 2023. *MMWR. Morbidity and Mortality Weekly Report*, 72(25), 696–698. <https://doi.org/10.15585/mmwr.mm7225a6>
- Juwita, R. D. (2023, June 22). *Businesses Eye expansion as Govt Ends covid-19 emergency*. The Jakarta Post. <https://www.thejakartapost.com/business/2023/06/22/businesses-eye-expansion-as-govt-ends-covid-19-emergency.html>
- Loasana, N. A. (2023, June 22). *Govt urges people to get booster shots*. The Jakarta Post. <https://www.thejakartapost.com/indonesia/2023/06/22/govt-urges-people-to-get-booster-shots.html>
- Ma, K. C., Dorabawila, V., León, T. M., Henry, H., Johnson, A. G., Rosenberg, E., Mansfield, J. A., Midgley, C. M., Plumb, I. D., Aiken, J., Khanani, Q. A., Anche, S., Bayoumi, N. S., Bennett, S. A., Bernu, C., Chang, C., Como-Sabetti, K. J., Cueto, K., Cunningham, S., ... Scobie, H. M. (2023). Trends in laboratory-confirmed SARS-COV-2 reinfections and associated hospitalizations and deaths among adults aged ≥ 18 years — 18 U.S. jurisdictions, September 2021–December 2022. *MMWR. Morbidity and Mortality Weekly Report*, 72(25), 683–689. <https://doi.org/10.15585/mmwr.mm7225a3>
- Wong, E., Barbre, K., Wiegand, R. E., Reses, H. E., Dubendris, H., Wallace, M., Dollard, P., Edwards, J., Soe, M., Meng, L., Benin, A., & Bell, J. M. (2023). Effectiveness of up-to-date covid-19 vaccination in preventing SARS-COV-2 infection among nursing home residents — United States, November 20, 2022–January 8, 2023. *MMWR. Morbidity and Mortality Weekly Report*, 72(25), 690–693. <https://doi.org/10.15585/mmwr.mm7225a4>



Report generated by

ASEAN Biodiaspora Virtual Center (ABVC)
in collaboration with **Bluedot Inc.**

Email: support@biodiaspora.org

Facebook: <https://facebook.com/ASEANBiodiaspora>

Instagram: <https://instagram.com/ASEANBiodiaspora>



In partnership with
Canada