



**ASEAN  
BIODIASPORA  
VIRTUAL CENTER**

# Weekly Situation Report in the ASEAN Region

—— COVID-19 and Mpox

September 21, 2023 | WSR 2023-12



**ASSOCIATION  
OF SOUTHEAST  
ASIAN NATIONS**



**ASEAN  
BIODIASPORA  
VIRTUAL CENTER**



**MINISTRY OF HEALTH  
REPUBLIC OF INDONESIA**

**GLOBAL PARTNERS**



In partnership with  
**Canada**



**World Health  
Organization**



**Korea Disease Control and  
Prevention Agency**



**bluedot**



## Editorial

### CONSULTANTS

#### ASEAN SECRETARIAT

Assistant Director and Head of Health Division  
Human Development Directorate  
**Ferdinal Fernando, MD**

Programme Coordinator for Mitigation for Biological Threats (MBT) Phase 2  
**Michael Glen, MSSc**

### EDITORIAL TEAM

Editor-in-Chief  
**Abdurrahman, MPH**

Managing Editor  
**Gian Rei Mangcucang, MIH, EMT-B, RN**

Associate Editor  
**Aldilas Achmad Nursetyo, MSc, MD**  
**Abdul Haris Ibrahim, MHI**

Copy Editor  
**Nur Ismi Hamid**

Technical Support Team  
**Socorro Lupisan, MSc, MD**  
**Pebbles Grayle Tamayo**  
**John Rey Pablo**

### PUBLISHER

ASEAN Biodiaspora Virtual Center

### EDITORIAL ADDRESS

ASEAN Biodiaspora Virtual Center, 2/F Ministry of Health, Jl. H.R. Rasuna Said, Blok X5, Kav. 4-9, Jakarta Selatan, Jakarta, Indonesia

**E-mail:** [support@biodiaspora.org](mailto:support@biodiaspora.org)  
Weekly Issue





# Table of Contents

<b>COVID-19</b> .....	<b>1</b>
<a href="#">Highlights and Situation Overview</a> .....	2
<a href="#">Global Updates</a> .....	2
<a href="#">Regional Updates</a> .....	2
<a href="#">ASEAN Travel Advisories</a> .....	3
<a href="#">COVID-19 Cases and Deaths Table</a> .....	4
<a href="#">COVID-19 Cases in ASEAN Region Table</a> .....	4
<a href="#">Epidemic Curve Among ASEAN Countries</a> .....	5
<a href="#">ASEAN Weekly New Cases and Deaths</a> .....	6
<a href="#">COVID-19 Variants Frequencies Among ASEAN Countries</a> .....	7
<a href="#">COVID-19 Variants Frequencies in the ASEAN Region</a> .....	8
<a href="#">Vaccination Status in ASEAN</a> .....	9
<b>Mpox</b> .....	<b>10</b>
<a href="#">Map of Mpox Cases Globally</a> .....	11
<a href="#">Mpox Daily Trend Globally</a> .....	12
<a href="#">Highlights and Situation Overview</a> .....	13
<a href="#">Mpox Cases in ASEAN Region Table</a> .....	13
<a href="#">Mpox Cases in Asia-Pacific Region Table</a> .....	13
<a href="#">Top 5 Countries with Most Mpox Cases Globally</a> .....	13
<a href="#">Mpox Cases per Region</a> .....	14
<a href="#">Global Updates</a> .....	14
<a href="#">Regional Updates</a> .....	14
<b><a href="#">References</a></b> .....	<b>15</b>

# COVID-19



**ASEAN  
BIODIASPORA  
VIRTUAL CENTER**



## COVID-19: Highlights and Situation Overview

### Global Updates

- **Worldwide**, over 695 million cases and over 6 million deaths have been attributed to COVID-19.
- **Bangladesh** reported 9 new COVID-19 cases in 24 hours, increasing its total caseload to 2,045,633 (UNB News, 2023). The official death toll remained at 29,477, and the daily case test positivity rate was 1.36 percent. Recovery and death rates remained at 98.42 percent and 1.44 percent, respectively. [\[Full article\]](#)
- **Bulgaria** has confirmed 143 cases of COVID-19 in the last 24 hours, with an 8.7% positive rate (Novinite.com, 2023). There are 201 hospitalized patients, 12 in intensive care units, and 34 new hospital admissions. 178 patients have been cured, and 2,267 active cases remain. 24 doses of vaccines have been administered, and 38,459 people have lost their battle with the virus. [\[Full article\]](#)
- **India** has seen a single-day increase in new coronavirus infections, with 480 active cases and 5,32,031 cumulative cases, according to Union Health Ministry data, and a 1.18% case fatality rate (PTI, 2023). [\[Full article\]](#)
- **Russia** experienced a 48% increase in COVID-19 cases over the past week, according to the country's special task force (Yeni Safak, 2023). The rise is linked to the fall, with over 23 million cases and 400,000 deaths since the pandemic began. [\[Full article\]](#)
- **USA**: San Antonio has seen a rise in COVID-19 cases, with 2,629 new cases reported in the week ending September 18 (Katz & Navarro, 2023). The San Antonio Metropolitan Health District reports an increase of nearly 600 cases from the previous week, and Bexar County has reached over 2,000 cases. Updated COVID vaccines are being rolled out at pharmacies and Metro Health will continue offering weekly immunization clinics. The vaccine is available for everyone aged six months and older and can be paired with flu and RSV vaccines. [\[Full article\]](#)

### Regional Updates

- The **Philippines** has recorded 95 new COVID-19 cases, bringing the total to 4,112,894. The country currently has 2,734 active cases, with a 98.3% recovery rate (Espina, 2023). The DOH COVID-19 Tracker shows 136 new recoveries, with 4,043,475 people surviving the virus. The availability of ICU beds is limited, with 10.9 percent occupied. Non-ICU beds are also frequently used, with 14.64% in use. [\[Full article\]](#)



## ASEAN Travel Advisories (new update/s) as of 21 September 2023

ASEAN Country	Published	Foreign travelers allowed	COVID-19 vaccination requirement	Required COVID-19 testing for fully vaccinated	Required COVID-19 testing for NOT fully vaccinated	Quarantine upon arrival	Health insurance requirement	Arrival health declaration/ registration/ documents
<b>Brunei Darussalam</b>	December 1, 2022	Yes	No	No	No	No	No	No
<b>Cambodia</b>	October 6, 2022	Yes	No	No	No	No	No	No
<b>Indonesia</b>	June 10, 2023	Yes	No	No	No	No	No	No
<b>Laos</b>	December 29, 2022	Yes	No	No	No	No	No	No
<b>Malaysia</b>	August 2, 2022	Yes	No	No	No	No	No	No
<b>Myanmar</b>	September 5, 2023	Yes	No	Passengers are subject to medical screening and could be subject to a test upon arrival.	No	No	Printed medical insurance except nationals.	COVID-19 Myanmar Declaration upon arrival. Passengers must present a Health Form
<b>Philippines</b>	July 25, 2023	Yes	No	No	No	No	No	No
<b>Singapore</b>	February 13, 2023	Yes	No	No	No	No	No	No
<b>Thailand</b>	March 1, 2023	Yes	No	No	No	No	No	No
<b>Vietnam</b>	May 16, 2022	Yes	No	No	No	No	No	No

- Reference: [IATA Travel Centre](#)



## Cases and Deaths as of 21 September 2023

- As of 21 September 2023 (5PM, GMT+7), worldwide, there were **695,580,496** confirmed cases, including **6,918,235** deaths. Globally, Case Fatality Rate (CFR) was **1.0%**.
- 36,382,883 total confirmed cases** of COVID-19 have been reported in the **ASEAN Region**.
- The Case Fatality Rate in the **ASEAN Region** was **1.01%**.

### COVID-19 cases in ASEAN region

REGION	COUNTRY	FIRST CONFIRMED CASES	LATEST REPORT ON CONFIRMED	CUMULATIVE CASES	CUMULATIVE CASES IN 2023	NEW CASES SINCE LAST REPORT	CUMULATIVE DEATHS	NEW DEATHS SINCE LAST REPORT	CUMULATIVE CASES/ 100,000	CUMULATIVE VACCINATED	CUMULATIVE FULLY VACCINATED	CUMULATIVE BOOSTED	FULLY VACCINATED PER 100
ASEAN REGION	Brunei Darussalam	10-Mar-20	15-Aug-23	310,522	49,082	-	225	-	66,074	451,032	446,630	340,379	95.0
	Cambodia	27-Jan-20	06-Aug-23	138,940	502	-	3,056	-	793	15,301,258	14,674,372	10,716,594	83.8
	Indonesia	02-Mar-20	13-Sep-23	6,813,434	101,731	-	161,918	-	2,518	203,877,202	174,956,020	69,344,717	64.7
	Lao PDR	24-Mar-20	21-Sep-23	218,861	1,263	12	758	-	2,889	6,324,678	5,691,962	2,451,034	75.1
	Malaysia	25-Jan-20	21-Sep-23	5,125,209	104,401	1,408	37,171	6	15,664	28,103,503	27,511,075	16,239,413	84.1
	Myanmar	23-Mar-20	19-Sep-23	641,288	7,644	69	19,495	-	1,137	40,354,937	35,196,377	13,903,599	62.4
	Philippines	30-Jan-20	13-Sep-23	4,174,101	116,472	-	66,685	-	3,824	82,684,774	79,164,840	24,178,325	72.5
	Singapore	23-Jan-20	19-Sep-23	2,579,966	386,891	6,401	1,883	-	44,177	5,282,341	5,246,584	4,769,275	89.8
	Thailand	13-Jan-20	21-Sep-23	4,757,049	37,929	212	34,471	3	6,797	57,671,012	54,185,450	27,399,335	77.4
	Vietnam	23-Jan-20	21-Sep-23	11,623,513	99,951	195	43,206	-	11,358	90,270,583	85,958,364	57,958,886	84.0
<b>ASEAN COUNTRIES</b>				<b>36,382,883</b>	<b>914,163</b>	<b>8,297</b>	<b>368,868</b>	<b>9</b>	<b>155,232</b>	<b>530,321,320</b>	<b>483,031,674</b>	<b>227,301,557</b>	<b>70.3</b>

REGION	TOTAL CONFIRMED CASES	NEW CASES	TOTAL DEATHS	NEW DEATHS
ASIA	198,999,814	50	1,211,224	-
AFRICA	12,837,874	-	258,830	-
AMERICAS	197,275,381	5,919	3,006,474	11
EUROPE	250,084,544	12,736	2,072,839	19
<b>TOTAL</b>	<b>659,197,613</b>	<b>18,705</b>	<b>6,549,367</b>	<b>30</b>

\*\*Data References: [Singapore Government](#), [Worldometer](#), and the [WHO](#)

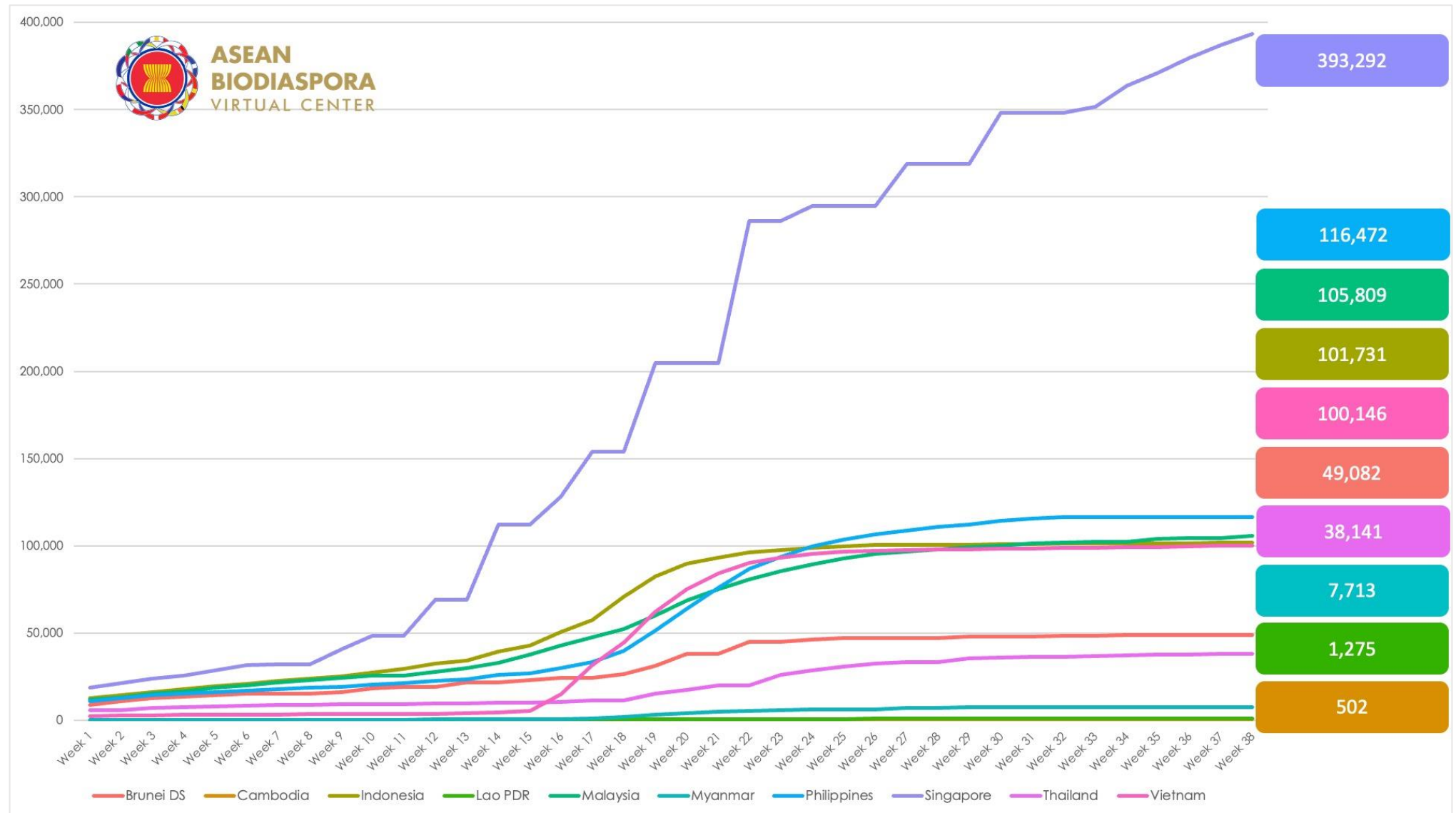




# COVID-19 Epidemic Curve Among ASEAN Countries

From January 1 to September 21, 2023

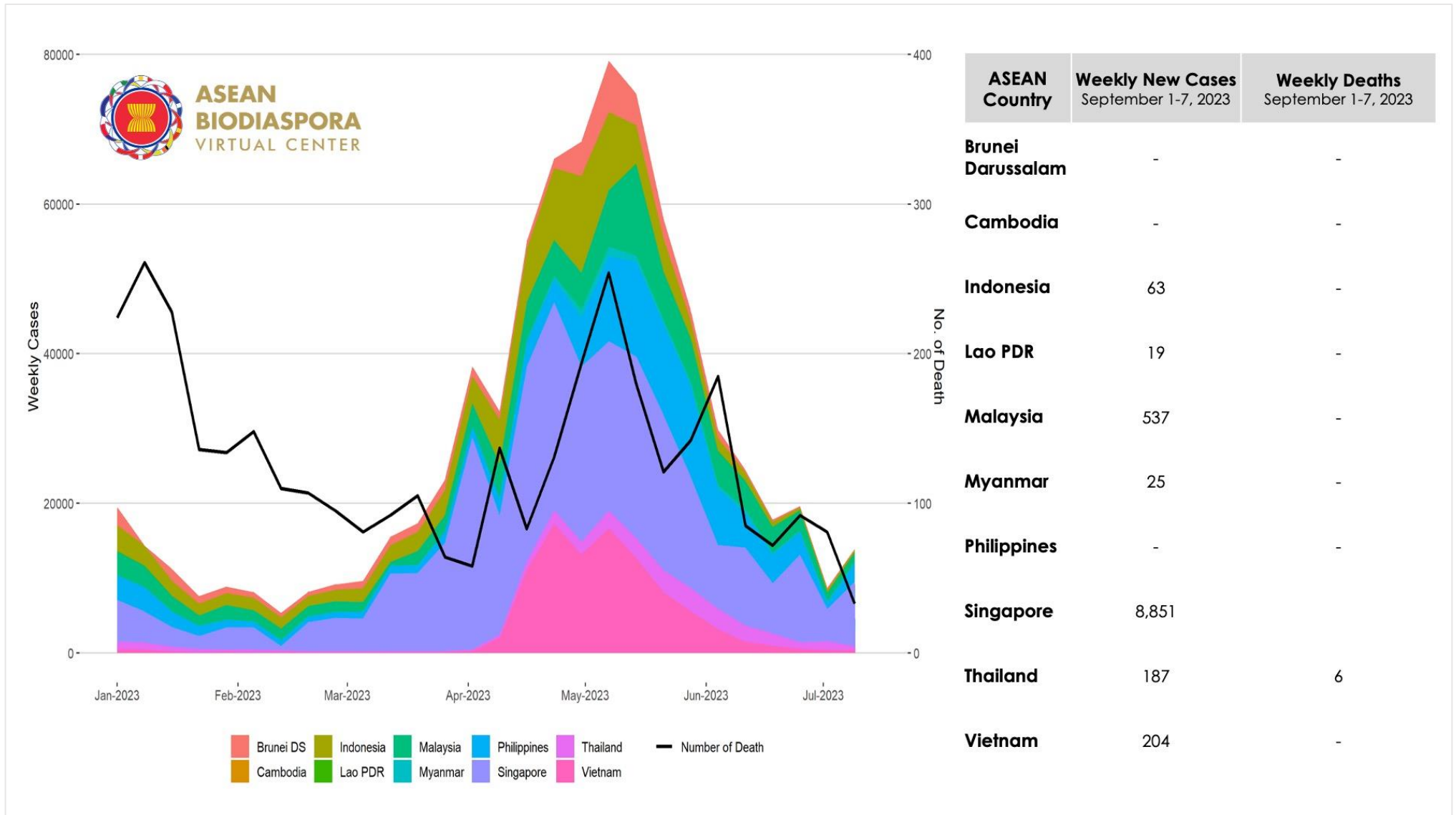
\*Weeks based on ABVC reporting schedule for COVID-19





# ASEAN Weekly COVID-19 New Cases and Deaths

From January 1, 2023 to September 21, 2023

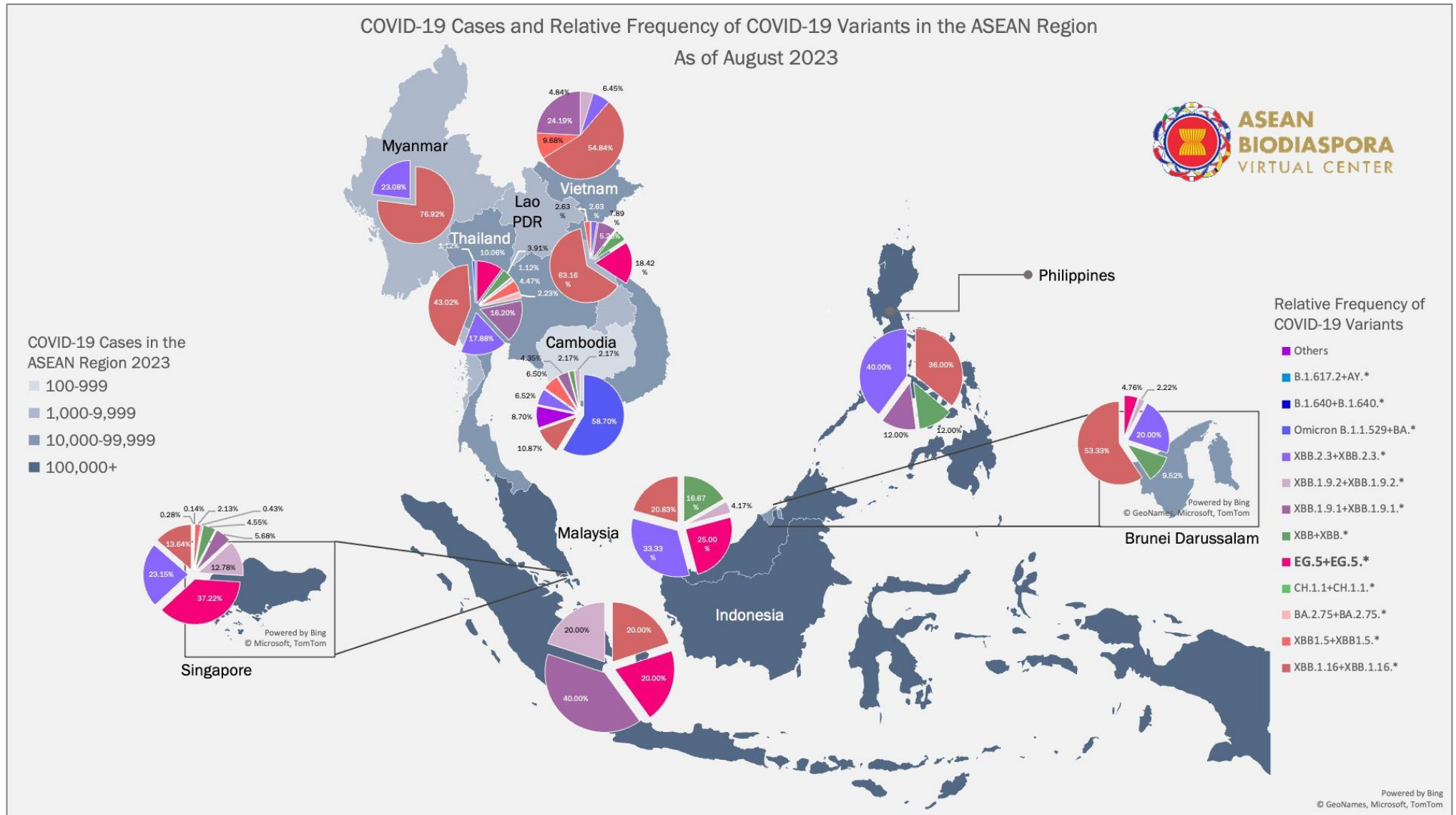


\*\*Data References: [Singapore Government](#), [Worldometer](#), and the [WHO](#)



# COVID-19 Variants Frequencies Among ASEAN Countries

As of August 2023

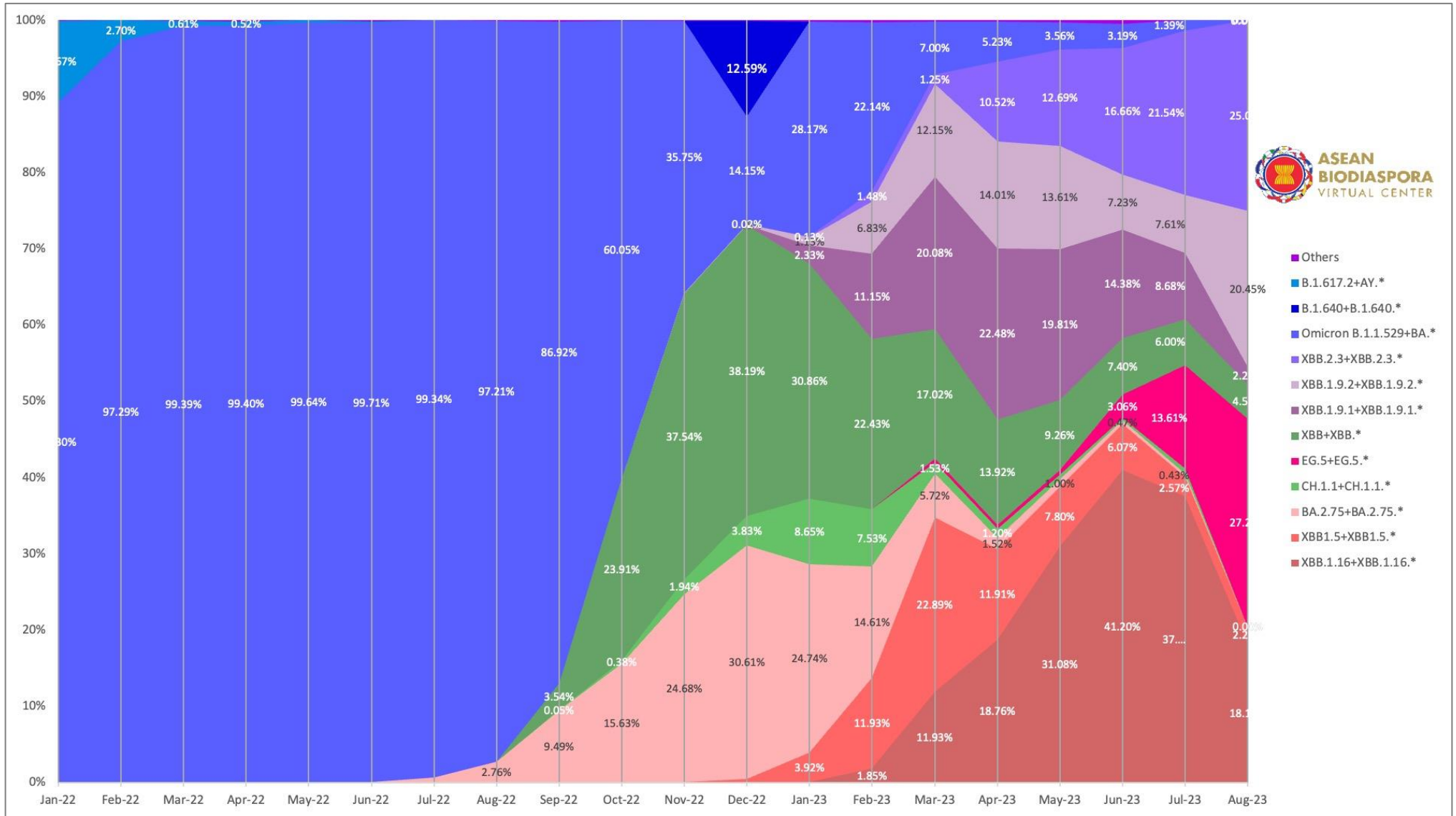


GISAID. "hCoV-19 Variants Dashboard," accessed September 21, 2023, <https://gisaid.org/hcov-19-variants-dashboard/>.



# COVID-19 Variants Frequencies in the ASEAN Region

From January to August 2023



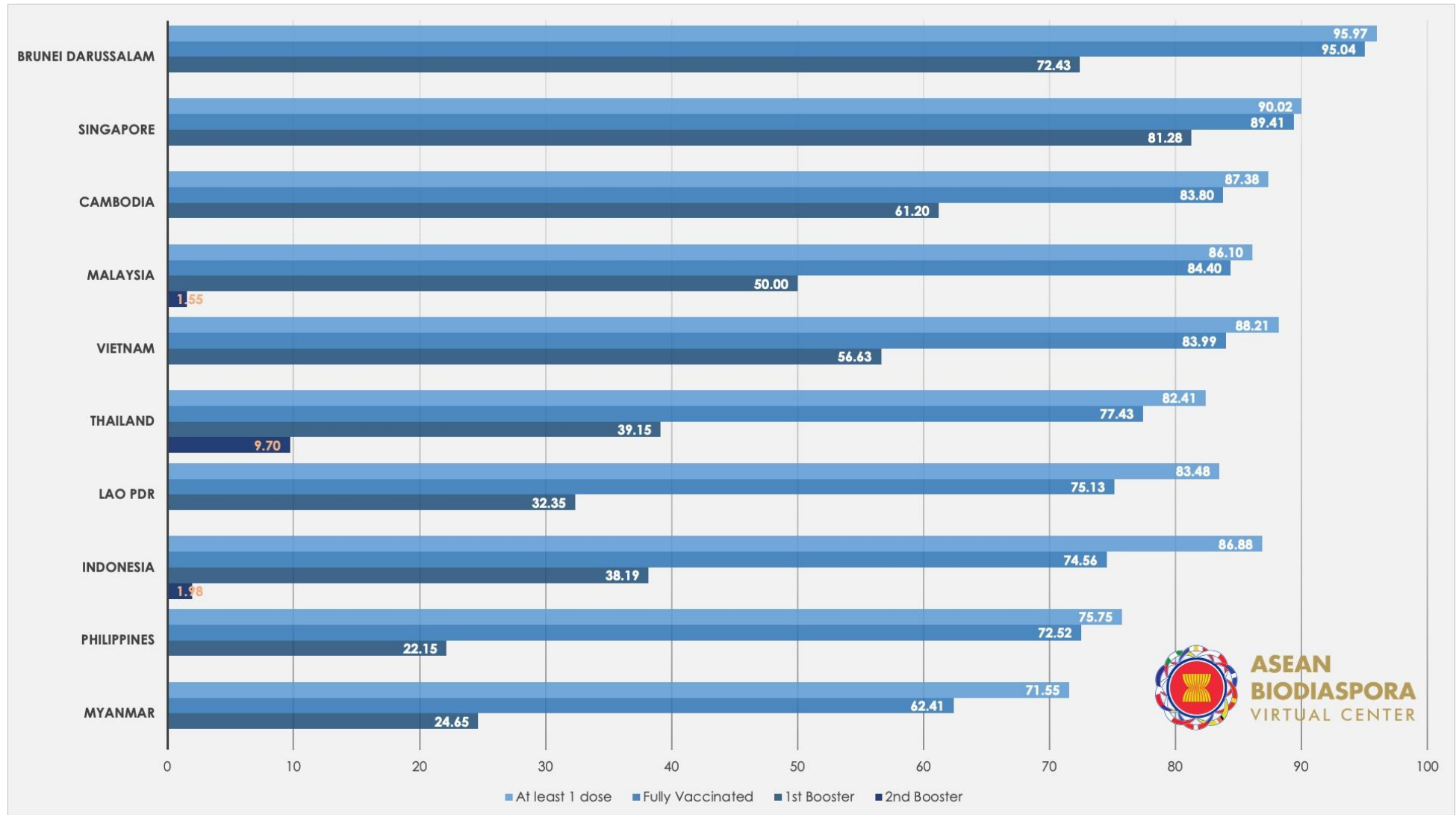
- Others
- B.1.617.2+AY.\*
- B.1.640+B.1.640.\*
- Omicron B.1.1.529+BA.\*
- XBB.2.3+XBB.2.3.\*
- XBB.1.9.2+XBB.1.9.2.\*
- XBB.1.9.1+XBB.1.9.1.\*
- XBB+XBB.\*
- EG.5+EG.5.\*
- CH.1.1+CH.1.1.\*
- BA.2.75+BA.2.75.\*
- XBB1.5+XBB1.5.\*
- XBB.1.16+XBB.1.16.\*

GISAID. "hCoV-19 Variants Dashboard," accessed September 21, 2023, <https://gisaid.org/hcov-19-variants-dashboard/>.



# ASEAN COVID-19 Vaccination Status

as of 21 September 2023



1. World Health Organization, Coronavirus (COVID-19) Dashboard, accessed September 21, 2023 <https://covid19.who.int/>
2. Department of Health Philippines, National COVID-19 vaccination dashboard accessed September 21, 2023, <https://doh.gov.ph/covid19-vaccination-dashboard>
3. Ministry of Health Indonesia, "Vaccine Dashboard, September 21, 2023, <https://vaksin.kemkes.go.id/#/vaccines>
4. Ministry of Health Malaysia, COVID-19 vaccination, accessed September 21, 2023, <https://data.moh.gov.my/covid-vaccination>
5. Ministry of Public Health Thailand, COVID-19 Vaccination Infographic, accessed September 21, 2023, <https://dashboard-vaccine.moph.go.th/>
6. Singapore Government Open Data, accessed September 21, 2023, <https://data.gov.sg/dataset/covid-19-stats>

Dominique Faget/AFP/Getty Images

# MPOX

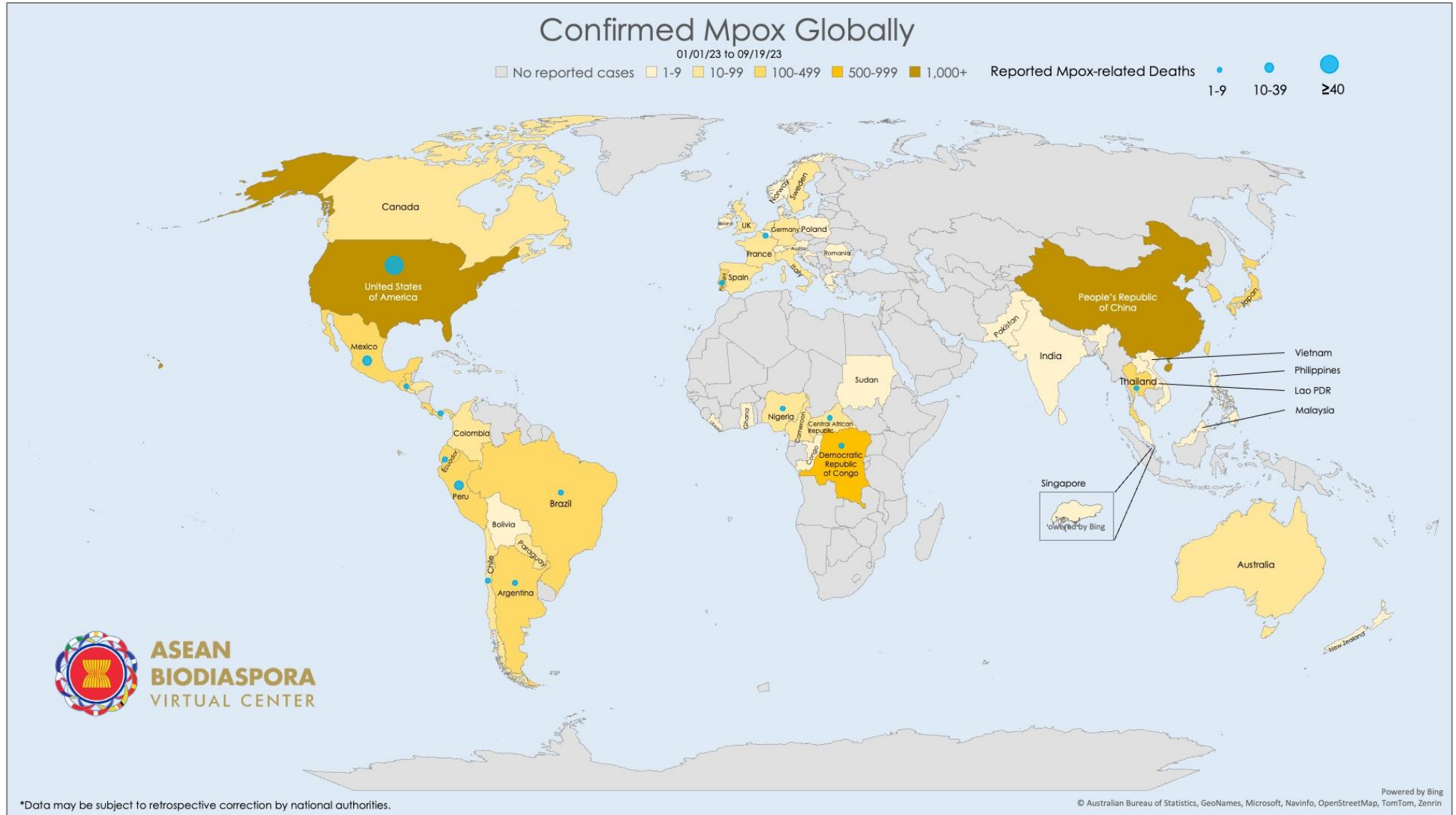


**ASEAN  
BIODIASPORA  
VIRTUAL CENTER**



# Mpox Cases Reported Globally

January 1 – September 19, 2023

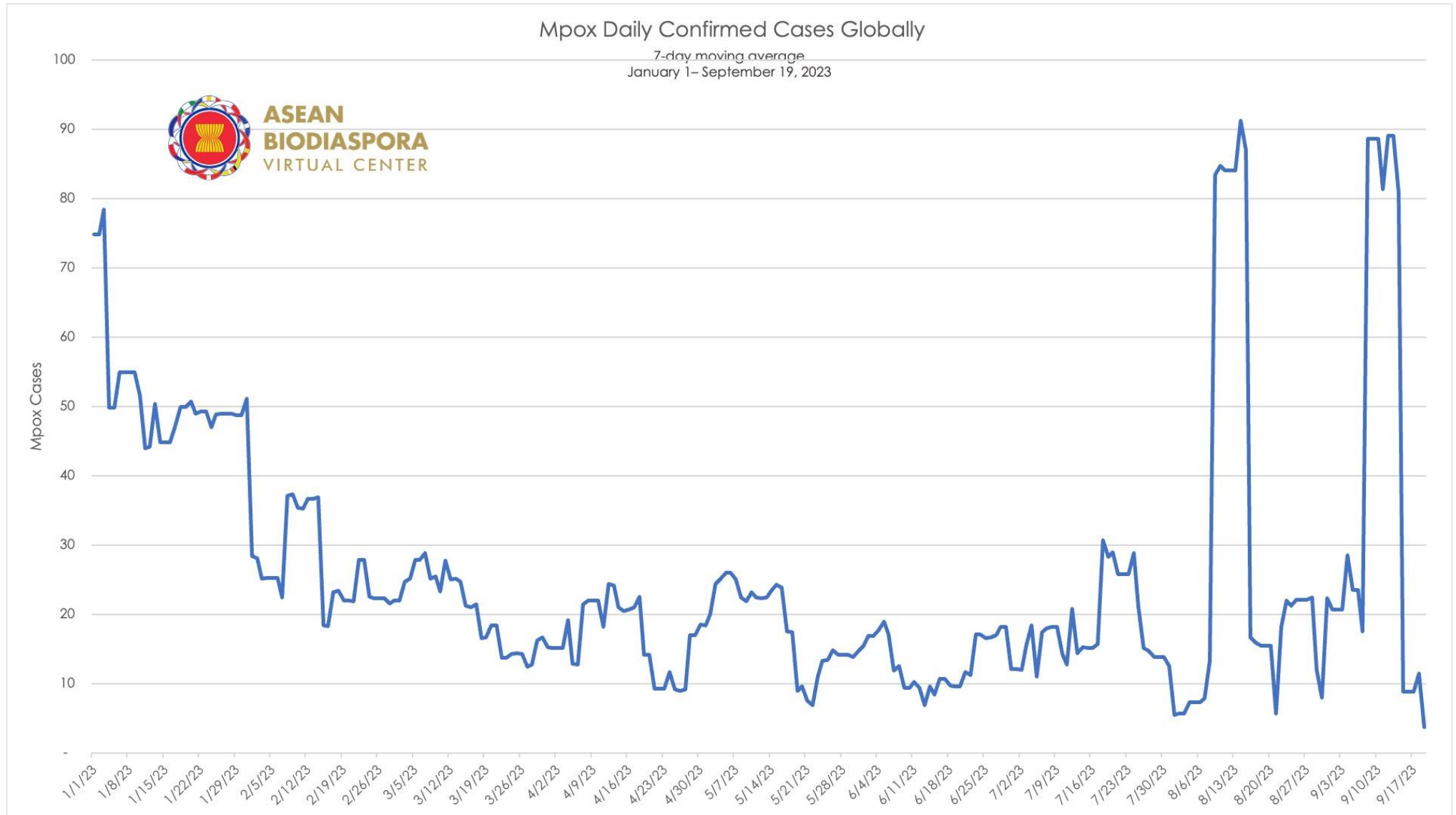


World Health Organization. "2022-23 Mpox (Monkeypox Outbreak Global Trends," accessed September 21, 2023, [https://worldhealthorg.shinyapps.io/mpx\\_global/](https://worldhealthorg.shinyapps.io/mpx_global/).



# Mpox Daily Trend Globally

January 1 – September 19, 2023



Eduard Mathieu et al., "Mpox (Monkeypox)," Our World in Data, accessed September 21, 2023, <https://ourworldindata.org/monkeypox>.





## Mpox: Highlights and Situation Overview

- From 01 January to 19 September 2023, there were **6,343** confirmed cases worldwide in 2023, including **83** deaths. Globally, the Case Fatality Rate (CFR) was **1.31%**.
- **325 confirmed cases** including **1 death** in the ASEAN region in 2023, with a CFR of **0.31%**.
- **6,343 confirmed cases** of mpox have been reported in other **5 regions** in 2023 (other than the ASEAN region):

### Mpox cases in the ASEAN region (Jan. 1 to Sep. 19, 2023)

Country	Cumulative Cases 2023	New Cases Since Previous Report	Cumulative Deaths	Case Fatality Rate (CFR)
Malaysia	2	-	-	0.00%
Philippines	1	-	-	0.00%
Singapore	7	-	-	0.00%
Thailand	313	-	1	0.32%
Vietnam	1	-	-	0.00%
<b>ASEAN Total</b>	<b>325</b>	<b>0</b>	<b>1</b>	<b>0.31%</b>

### Mpox cases in the Asia-Pacific region (Jan. 1 to Sep. 19, 2023)

Country/Territory	Cumulative Cases 2023	New Cases Since Previous Report	Cumulative Deaths	Case Fatality Rate (CFR)
Australia	11	-	-	0.00%
India	2	-	-	0.00%
Japan	188	-	-	0.00%
Nepal	1	-	-	0.00%
New Zealand	1	-	-	0.00%
People's Republic of China*	1,139	-	-	0.00%
Republic of China*	307	-	-	0.00%
Republic of Korea*	137	-	-	0.00%
Sri Lanka	2	-	-	0.00%
<b>Asia Pacific Total</b>	<b>1,787</b>	<b>0</b>	<b>0</b>	<b>0.00%</b>

\*People's Republic of China – China, Hong Kong (SAR), and Macao (SAR); Republic of China – Taiwan, Republic of Korea – South Korea

### Top 5 countries with the most mpox cases globally (Jan. 1 to Sep. 19, 2023)

Country	Cumulative Cases 2023	New Cases Since Previous Report	Cumulative Deaths	Case Fatality Rate (CFR)
People's Republic of China	1,139	498	0	0.00%
United States of America	1,007	46	30	2.98%
Democratic Republic of Congo	610	55	2	0.33%
Brazil	456	-	2	0.44%
Mexico	424	6	26	6.13%



## Mpox cases per region

REGION	CUMULATIVE CONFIRMED CASES (JAN. 1 – SEP. 19, 2023)	NEW CASES SINCE THE PREVIOUS REPORT	CUMULATIVE DEATHS	CASE FATALITY RATE
AFRICA	751	7	5	0.67%
AMERICAS	3,077	-	75	2.44%
ASEAN	325	-	1	0.31%
ASIA PACIFIC	1,787	-	-	0.00%
EUROPE	392	19	2	0.51%
MIDDLE EAST	11	-	-	0.00%
<b>TOTAL</b>	<b>6,343</b>	<b>26</b>	<b>83</b>	<b>1.31%</b>

World Health Organization. "2022-23 Mpox (Monkeypox Outbreak Global Trends," accessed September 21, 2023, [https://worldhealthorg.shinyapps.io/mpox\\_global/](https://worldhealthorg.shinyapps.io/mpox_global/).

## Global Updates

- People's Republic of China:** Monkeypox (mpox) has been reported in China, with over 1,260 cases reported between July and September 2022 (Crisis24, 2023). The first confirmed cases were in Chongqing, and the majority were due to local transmission. The virus is caused by a virus similar to smallpox but not as rapidly transmitted. It is mainly transmitted through direct contact with infected rodents or primates, and symptoms typically appear 6-16 days after exposure. The risk is low for individuals not regularly engaging with multiple or anonymous sexual partners. The outbreak highlights the importance of vigilant safe sexual practices and the need for vigilant surveillance. [\[Full article\]](#)

## Regional Updates

- Lao PDR:** The Ministry of Health issued Notice No. 1045/Sh on September 19, 2023, to monitor and implement measures to prevent and control the Mpox outbreak in Lao PDR (Sethakit-px, 2023). The first case of infection has been confirmed, and the risk of more imported and infected cases in the future is high. The Ministry has instructed the Provincial and Vientiane Health Departments to increase attention to monitoring and controlling the outbreak in passengers traveling to Lao PDR, especially in bordering provinces. [\[Full article\]](#)



## References

- Crisis24 (2023) *China: Confirmed Monkeypox (mpox) cases reported in several provinces in September*, Crisis24. Available at: <https://crisis24.garda.com/alerts/2023/09/china-confirmed-monkeypox-mpox-cases-reported-in-several-provinces-in-september>
- Espina, Z. E. (2023) *Ph confirms 95 new covid-19 cases on Sept. 19*, Manila Bulletin. Available at: <https://mb.com.ph/2023/9/19/ph-confirms-95-new-covid-19-cases-on-sept-19> (Accessed: 21 September 2023).
- Katz, D. and Navarro, M. (2023) *San Antonio covid cases continue to rise; 5 deaths reported in the Past Week*, TPR. Available at: <https://www.tpr.org/bioscience-medicine/2023-09-20/san-antonio-covid-cases-continue-to-rise-5-deaths-reported-in-the-past-week> (Accessed: 21 September 2023).
- Novinite.com. (2023) *Covid-19 in Bulgaria: 143 new cases in the last 24 Hours*, Novinite.com - Sofia News Agency. Available at: <https://www.novinite.com/articles/221569/COVID-19+in+Bulgaria%3A+143+New+Cases+in+the+Last+24+hours> (Accessed: 21 September 2023).
- PTI. (2023) *Covid-19 update: India Records 51 new coronavirus infections, active case tally 480*, Zee Business. Available at: <https://www.zeebiz.com/india/news-covid19-update-india-records-51-new-coronavirus-infections-active-case-tally-480-254940> (Accessed: 21 September 2023).
- Sethakit-pxs. (2023) ລາວ ກວດພົບພະຍາດໝາກສຸກລົງ ກໍລະນີທຳອິດ ແລະມີຄວາມສ່ຽງຈະເພີ່ມຂຶ້ນໃນຕໍ່ໜ້າ, <http://www.sethakit-pxs.la/detail12514.html> (Accessed: 20 September 2023).
- UNB NEWS (2023) *Bangladesh registers 9 more covid-19 cases in 24Hrs*, unb.com.bd. Available at: <https://unb.com.bd/category/Bangladesh/bangladesh-registers-9-more-covid-19-cases-in-24hrs/122335> (Accessed: 21 September 2023).
- Yeni Safak. (2023) *Covid-19 cases in Russia rise 48% in one week*, Yeni Şafak. Available at: <https://www.yenisafak.com/en/life/covid-19-cases-in-russia-rise-48-in-one-week-3670702> (Accessed: 21 September 2023).



Report generated by

**ASEAN Biodiaspora Virtual Center (ABVC)**  
in collaboration with **Bluedot Inc.**

Email: [support@biodiaspora.org](mailto:support@biodiaspora.org)

Facebook: <https://facebook.com/ASEANBiodiaspora>

Instagram: <https://instagram.com/ASEANBiodiaspora>



**ASEAN  
BIODIASPORA  
VIRTUAL CENTER**