



ASEAN
BIOLOGICAL THREATS
SURVEILLANCE CENTRE

ASEAN

Morbidity and Mortality Weekly Report (MMWR)

Infectious & Emerging Diseases
in the ASEAN Region

With Support by:



Korea Disease Control and
Prevention Agency



In partnership with
Canada



Kemenkes



ASSOCIATION
OF SOUTHEAST
ASIAN NATIONS



This report aims to provide the current situation on infectious and emerging diseases in the ASEAN Region. We collate various information from multiple official sources and publicly available sources and is published every week on Wednesday. ABVC follows Epi-week calendar in its publication. For feedback and/or suggestions, please write to support@aseanbiosurveillance.org

Editorial

ASEAN SECRETARIAT

Assistant Director and Head of Health Division
Human Development Directorate

ASEAN Socio-Cultural Community Department

Jennifer Frances dela Rosa, MPH, MSc HPPF

Programme Coordinator (Health Security)

Mitigation of Biological Threats (MBT) Programme

Michael Glen, MSSc

EDITORIAL TEAM

Editor-in-Chief

Abdurrahman, MPH

Managing Editor

Aldilas Achmad Nursetyo, MD, MS

Associate Editor

Abdul Haris Ibrahim, MHI

Habibi Rohman Rosyad, MSc

Nindy Fadellah Wulan, MPH

Copy Editor

Ajeng Sekar Pratiwi, A.Md

Dwi Sasongko, A.Md.

Supporting Staff

Svetlana Pratiwi, SKM

Divva Kaamila, S.Tr.Kom

Natasha Alicia Putri, S.Tr.Kom

PUBLISHER

ASEAN Biological Threat Surveillance Centre

Health Policy Agency

Ministry of Health of Indonesia

Jl. Percetakan Negara No. 29 Johar Baru, Central Jakarta, Indonesia 10560

E-mail: support@aseanbiosurveillance.org

Facebook: <https://www.facebook.com/abvc.official/>

Instagram: <https://www.instagram.com/abvc.official/>

Table of Contents

Emerging Diseases	2
Mpox	3
COVID-19	7
Influenza	9
Influenza-like Illness.....	10
Zoonosis	11
Rabies.....	12
Vector-borne Diseases.....	13
Dengue.....	14
Malaria	15
Vaccine-preventable Diseases.....	16
Measles	17

Emerging Diseases

A person wearing a full-body white protective suit, including a hood and a face mask, is shown from the chest up. They are wearing black gloves and holding a syringe in their right hand. The background is dark and out of focus, suggesting a laboratory or clinical setting. The text "Emerging Diseases" is overlaid in large, white, sans-serif font on the left side of the image.



MPOX

Mpox Cases Reported in the ASEAN Region

January 1, 2025 – January 17, 2026



Source:

1. Ministry of Health Cambodia
2. Ministry of Health Republic of Indonesia (<https://infeksiemerging.kemkes.go.id>)
3. WHO Mpox Outbreak: Global Trends, accessed January 20, 2026 (https://worldhealthorg.shinyapps.io/mpx_global/)
4. Communicable Disease Agency, Ministry of Health Singapore, accessed January 20, 2026 , <https://www.cda.gov.sg/resources/weekly-infectious-diseases-bulletin-2025/>

Key Findings

- From 1 January 2025 to 17 January 2026, **51,259** confirmed cases worldwide, including **215** deaths. Globally, the CFR was **0.42 %**. Additionally, **481 confirmed cases** including **9 deaths** in the **ASEAN** region, with a CFR of **1.87%**.
- There were **2 cases of Mpox** in epi-week 2 of 2026.
- **50,778 confirmed cases** of mpox have been reported in **other regions** (other than the **ASEAN** region):

Mpox cases in the ASEAN region in 2025 and 2026 (as of 17 January)

ASEAN Member States	Cumulative Cases in 2025	Cumulative Deaths in 2025 (CFR)	Cumulative Cases in 2026	Cumulative Deaths in 2026	New Cases Since Previous Report	New Deaths Since Previous Report (CFR)
Cambodia¹	0	0 (0.00%)	0	0	0	0 (0.00%)
Indonesia²	0	0 (0.00%)	0	0	0	0 (0.00%)
Lao PDR³	0	0 (0.00%)	0	0	0	0 (0.00%)
Malaysia³	14	0 (0.00%)	0	0	0	0 (0.00%)
Philippines³	294	6 (2.04%)	0	0	0	0 (0.00%)
Singapore⁴	23	0 (0.00%)	2	0	2	0 (0.00%)
Thailand³	146	3 (2.05%)	0	0	0	0 (0.00%)
Vietnam³	2	0 (0.00%)	0	0	0	0 (0.00%)
ASEAN Total	479	9 (1.88%)	2	0	2	0 (0.00%)

Source:

1. Ministry of Health Cambodia
2. Ministry of Health Republic of Indonesia (<https://infeksiemerging.kemkes.go.id>)
3. WHO Mpox Outbreak: Global Trends, accessed January 20, 2026 (https://worldhealthorg.shinyapps.io/mpx_global/)
4. Communicable Disease Agency, Ministry of Health Singapore, accessed January 20, 2026 , <https://www.cda.gov.sg/resources/weekly-infectious-diseases-bulletin-2025/>



Top 5 countries with the most mpox cases globally (Jan. 1, 2025 to Jan. 17, 2026)

Country	Cumulative Cases	New Cases Since Previous Report	Cumulative Deaths	CFR
Democratic Republic of Congo	21,376	0	51	0.24%
Uganda	7,054	0	38	0.54%
Sierra Leone	5,442	0	60	1.10%
United States of America	2,029	0	0	0.00%
Guinea	1,734	0	6	0.35%

Source: WHO Mpox Outbreak: Global Trends, accessed January 20, 2026 (https://worldhealthorg.shinyapps.io/mpox_global/)

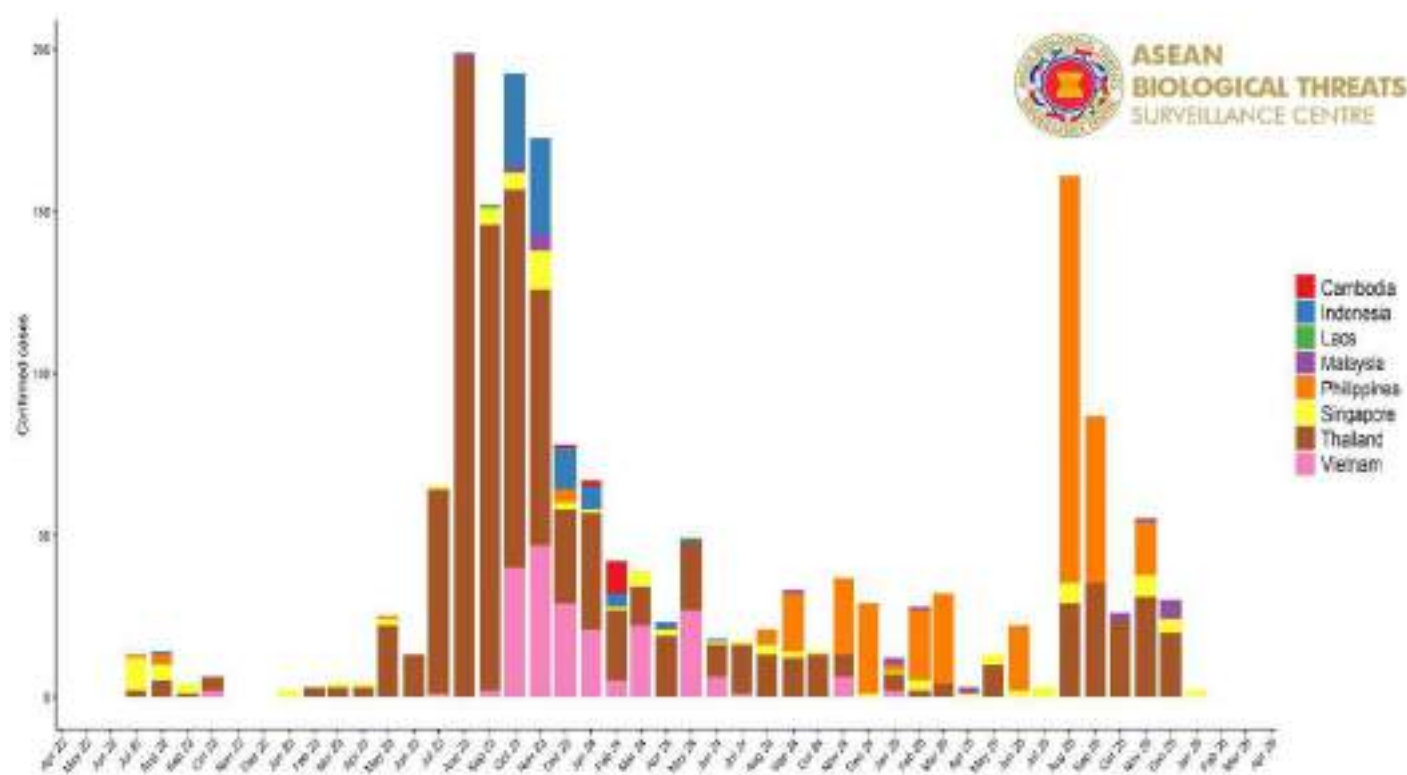
Mpox cases per region (Jan. 1, 2025 to Jan. 17, 2026)

REGIONS	CUMULATIVE CASES 2025-2026	NEW CASES SINCE THE PREVIOUS REPORT	CUMULATIVE DEATHS	CFR
AFRICA	42,036	0	194	0.46%
AMERICAS	4,273	0	3	0.07%
ASEAN	481	2	9	1.87%
ASIA & OCEANIA	1,910	0	8	0.42%
EUROPE	2,559	0	1	0.04%
TOTAL	51,259	2	215	0.42%

Source: WHO Mpox Outbreak: Global Trends, accessed January 20, 2026 (https://worldhealthorg.shinyapps.io/mpox_global/)

Trend of Mpox Confirmed Cases in the ASEAN Region

January 1, 2022 to January 17, 2026



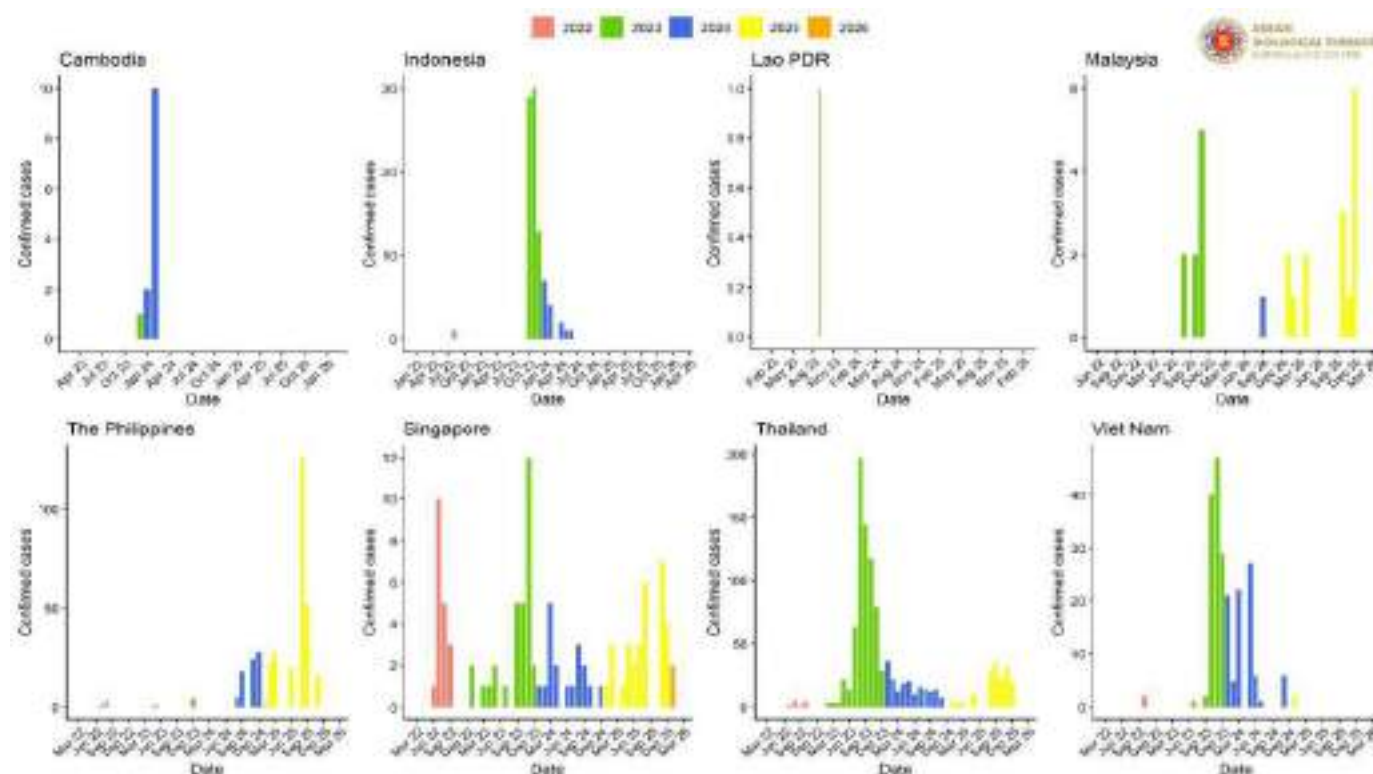
Source:

1. Ministry of Health Cambodia
2. Ministry of Health Republic of Indonesia (<https://infeksiemerging.kemkes.go.id>)
3. WHO Mpox Outbreak: Global Trends, accessed January 13, 2026 (https://worldhealthorg.shinyapps.io/mpox_global/)
4. Communicable Disease Agency, Ministry of Health Singapore, accessed January 13, 2026, <https://www.cda.gov.sg/resources/weekly-infectious-diseases-bulletin-2025/>



Trend of Mpox Confirmed Cases among ASEAN Member States

January 1, 2022 to January 17, 2026

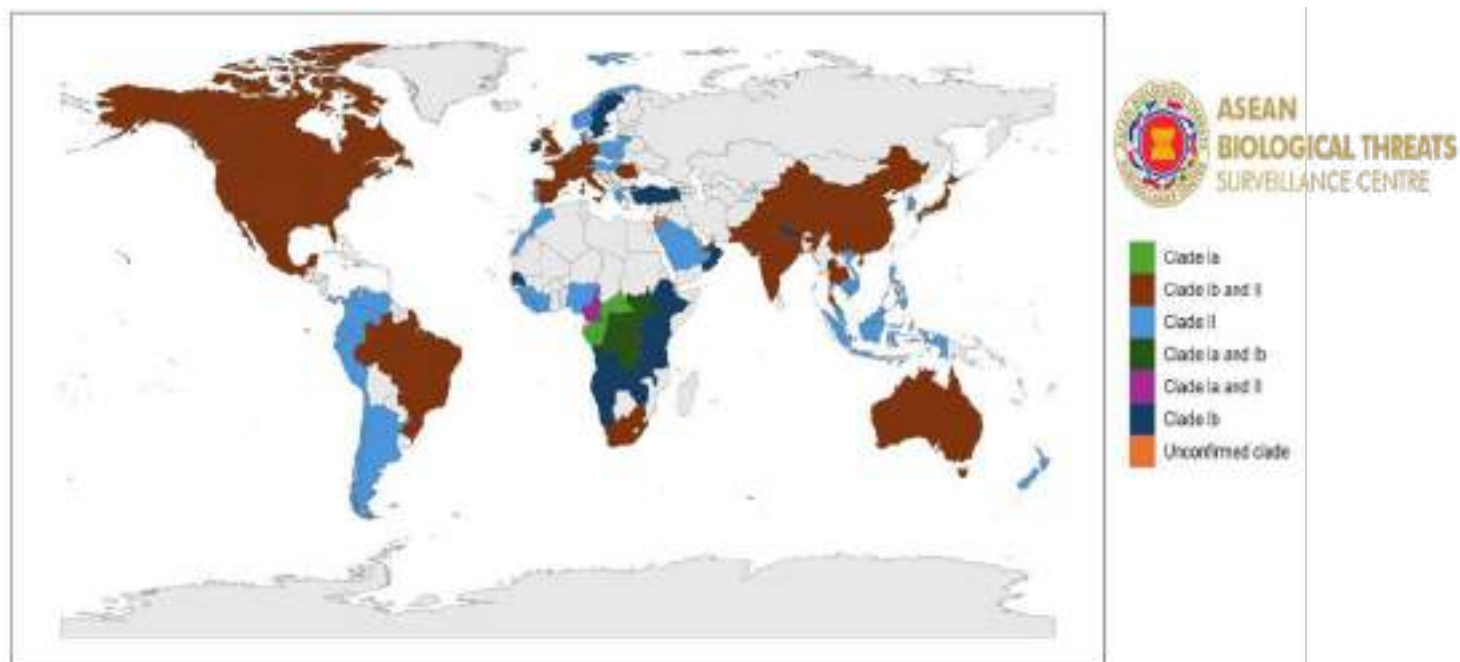


Source:

1. Ministry of Health Cambodia
2. Ministry of Health Republic of Indonesia (<https://infeksiemerging.kemkes.go.id>)
3. WHO Mpox Outbreak: Global Trends, accessed January 13, 2026 (https://worldhealthorg.shinyapps.io/mpx_global/)
4. Communicable Disease Agency, Ministry of Health Singapore, accessed January 13, 2026, <https://www.cda.gov.sg/resources/weekly-infectious-diseases-bulletin-2025/>

Distribution of Mpox Variants in The Global

As of January 17, 2026



Source: GISAID and WHO



Distribution of Mpox Variants in the ASEAN and Neighbouring Countries and Areas As of January 17, 2026



Source:

1. Ministry of Health Cambodia
2. Ministry of Health Republic of Indonesia (<https://infeksiemerging.kemkes.go.id>)
3. WHO Mpox Outbreak: Global Trends, accessed January 20, 2026 (https://worldhealthorg.shinyapps.io/mpx_global/)
4. Communicable Disease Agency, Ministry of Health Singapore, accessed January 20, 2026, <https://www.cda.gov.sg/resources/weekly-infectious-diseases-bulletin-2025/>



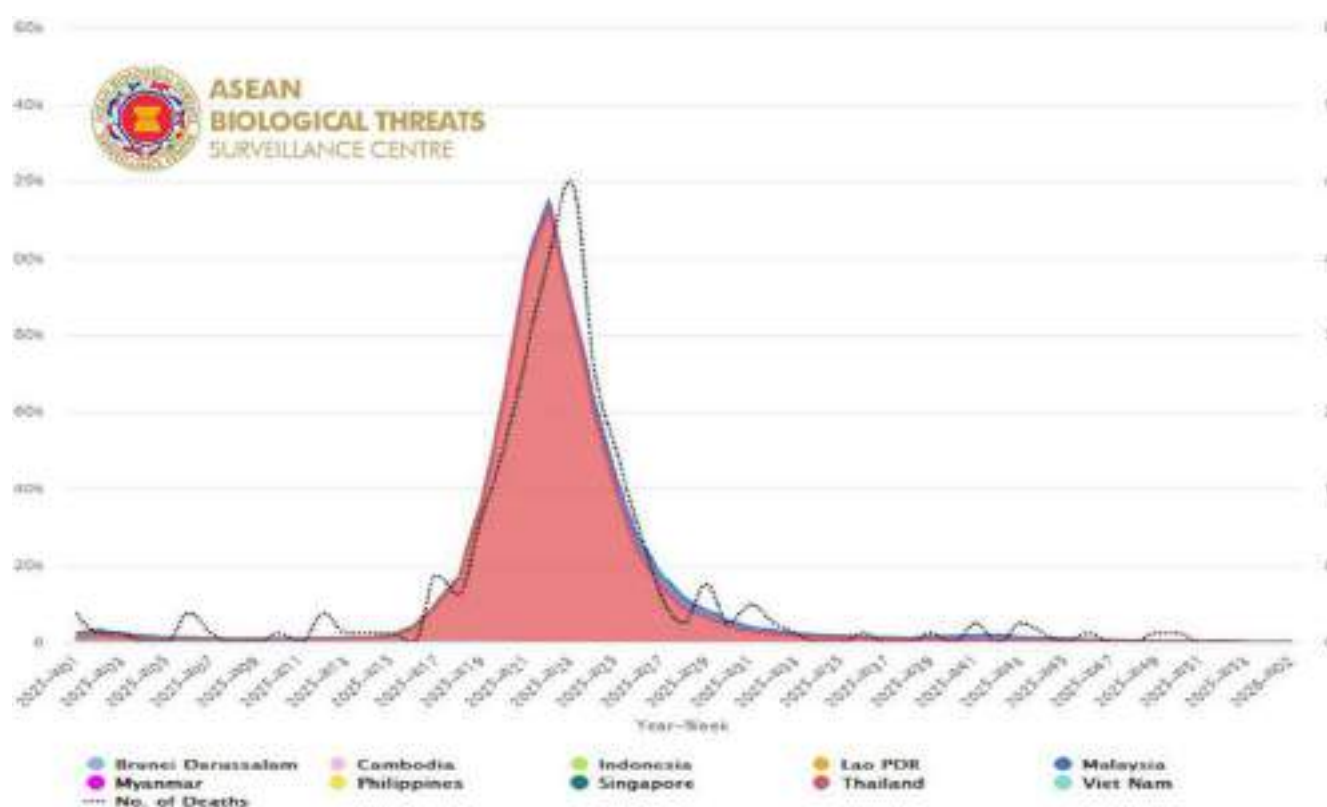
COVID-19

Key Findings

- As of 17 January 2026 (5PM, GMT+7), there were **778,960,445** confirmed cases **worldwide**, including **7,107,393** deaths. Globally, the Case Fatality Rate (CFR) was **0.91%**.
- 37,763,770 total confirmed cases** of COVID-19 have been reported in the **ASEAN Region**.
- The CFR in the **ASEAN Region** was **0.98%**.
- In January 2026, the latest collection on GISAID showed that Indonesia and Singapore were dominance in **JN.1+JN.1.***. Meanwhile, other member states such as Lao PDR, Myanmar, and Vietnam were dominated by **NB.1.8.1** variant. Additionally, Malaysia and Thailand were dominated by **Omicron B.1.1.529+BA** variant.

ASEAN Weekly COVID-19 Cases and Deaths

From January 1, 2025 to January 17, 2026

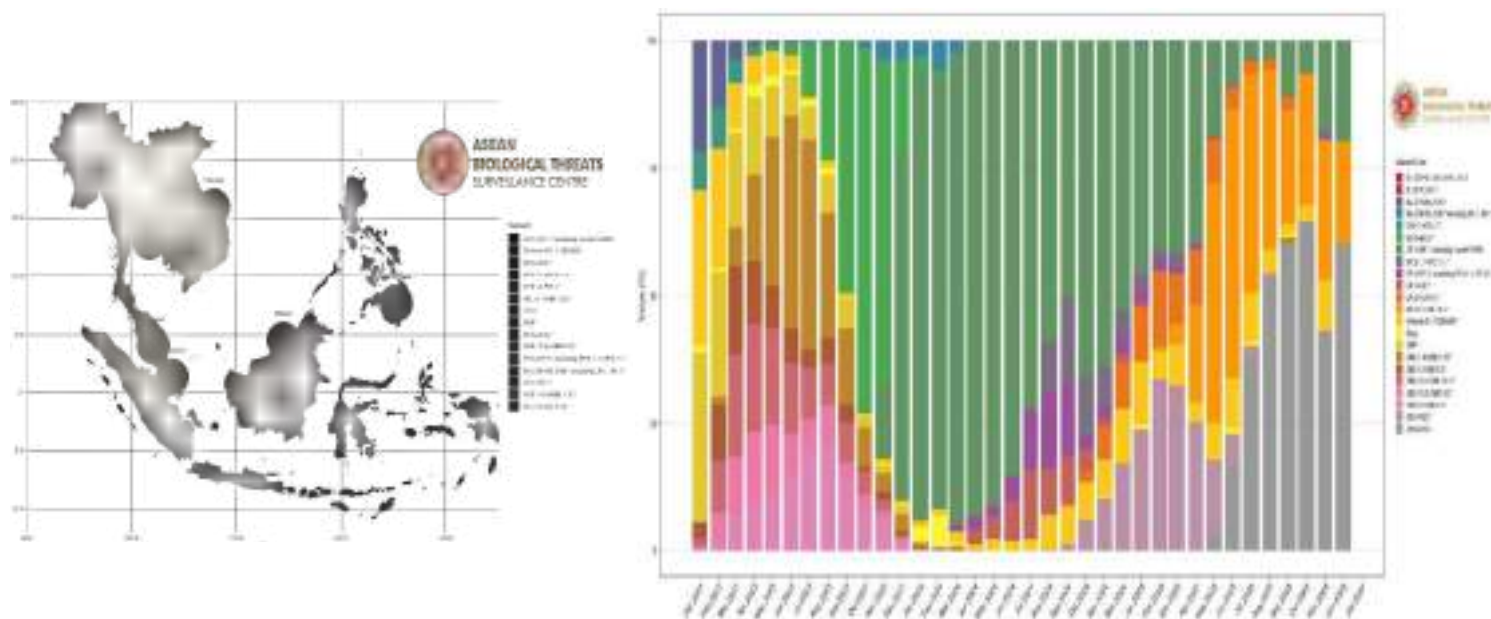


Sources: [Singapore Government](#), [MOH Indonesia](#), [MOH Cambodia](#), [DDC Thailand](#), [MOH Myanmar](#), [MOH Malaysia](#), and [WHO](#) accessed on January 20, 2026

- A major peak in case numbers occurred in mid-2025 until epi-week 22 as the highest peak of the cases reported. Meanwhile, after epi-week 23, the cases continued to decrease significantly until the epi-week of 2 in 2026.
- The latest updated of COVID-19 cases were reported low by ASEAN Member States.



COVID-19 Variants Frequencies Among the ASEAN Member States As of January 2026



Source: GISAIID. "hCoV-19 Variants Dashboard," accessed January 20, 2026 , <https://gisaid.org/hcov-19-variants-dashboard/>.

COVID-19 Variants Frequencies in the ASEAN Region

From January 2023 to January 2026

Country	JN.1+JN.1.*	Omicron B.1.1.529+BA.*	XEC+XEC.*	KP.3.1.1+KP.3.1.1.*	LP.8.1+LP.8.1.*	NB.1.8.1+NB.1.8.1.*	Other
Brunei	23.9%	73.4%	2.7%	0%	0%	0%	0%
Cambodia	6.2%	18.4%	0.4%	3%	19%	4%	30.9%
Indonesia	46.4%	5.3%	0%	0%	0%	0%	0%
Laos	0%	4.8%	1.3%	0%	1.2%	21.3%	0%
Malaysia	13%	20.3%	8.3%	2.3%	2.4%	8.6%	18.4%
Myanmar	5.6%	1.5%	0%	0%	0%	0%	0%
Philippines	21.9%	2.7%	0%	0%	70.3%	0%	0%
Singapore	17.2%	10.7%	11.3%	8.2%	15.2%	15%	0%
Thailand	10.5%	26.4%	16.1%	3.6%	8.6%	21.4%	0%
Vietnam	25.1%	22.1%	12%	0%	0%	40.8%	0%

Source: GISAIID. "hCoV-19 Variants Dashboard," accessed January 20, 2026 , <https://gisaid.org/hcov-19-variants-dashboard/>.

From January 2023 to January 2026

Country	XBB*	XFG+XFG.*	XBB.1.9.2+XBB1.9.2.*	KP.3+KP.3.*	BA.2.86+BA.2.86.*	LB.1+LB.1.*	XBB.1.16+XBB.1.16.*	BA.2.75+BA.2.75.*
Brunei	0%	0%	0%	0%	0%	0%	0%	0%
Cambodia	17.7%	0.4%	0%	0%	0%	0%	0%	0%
Indonesia	0%	16.9%	31.3%	0%	0%	0%	0%	0%
Laos	0%	0.9%	0%	70.6%	0%	0%	0%	0%
Malaysia	3.9%	2.9%	0%	5.5%	10.6%	3.9%	0%	0%
Myanmar	0%	37.3%	0%	0%	0%	0%	55.6%	0%
Philippines	0%	5.1%	0%	0%	0%	0%	0%	0%
Singapore	0%	13.6%	0%	5.9%	0%	2.4%	0%	0.5%
Thailand	0%	11%	0%	0%	2.4%	0%	0%	0%
Vietnam	0%	0%	0%	0%	0%	0%	0%	0%

Source: GISAIID. "hCoV-19 Variants Dashboard," accessed January 20, 2026 , <https://gisaid.org/hcov-19-variants-dashboard/>.



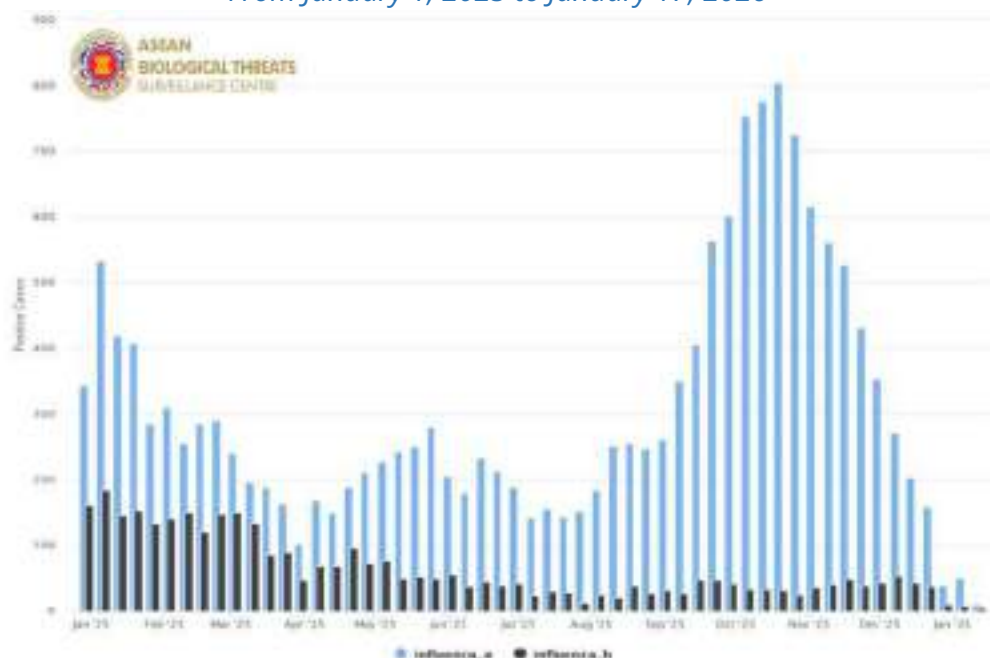
INFLUENZA

Key Findings

- Recently, most influenza cases among ASEAN Member States had decreased.
- Influenza-like illness (ILI) and severe acute respiratory infection (SARI) cases were increase among some ASEAN Member States.

Trends of Influenza Confirmed Cases in the ASEAN region

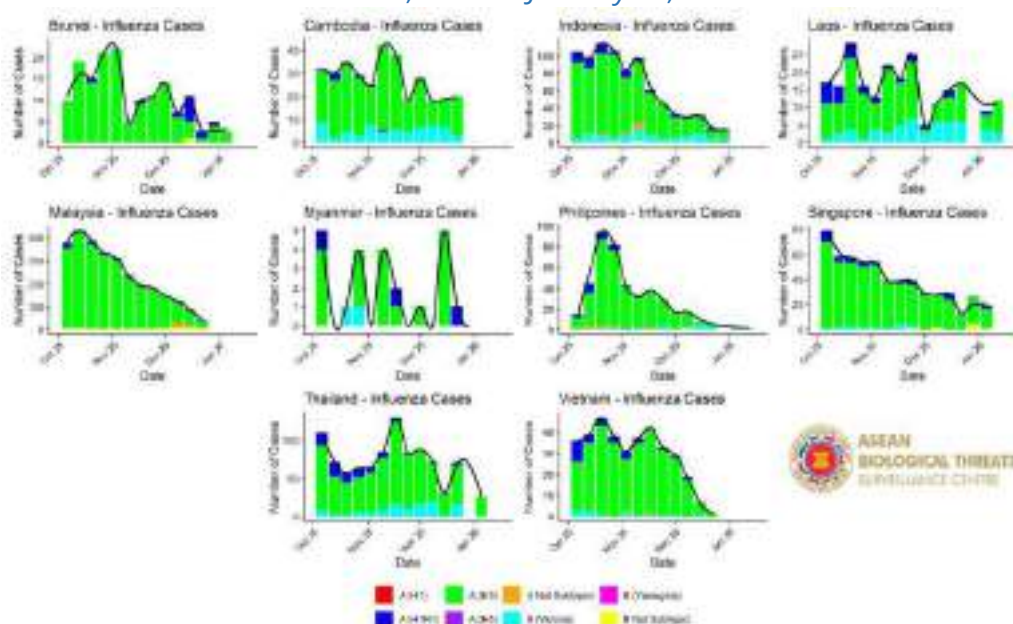
From January 1, 2025 to January 17, 2026



Source: WHO FluNet, accessed on January 20, 2026 (<https://www.who.int/tools/fluNet>)

Trend of Influenza Cases among ASEAN Member States

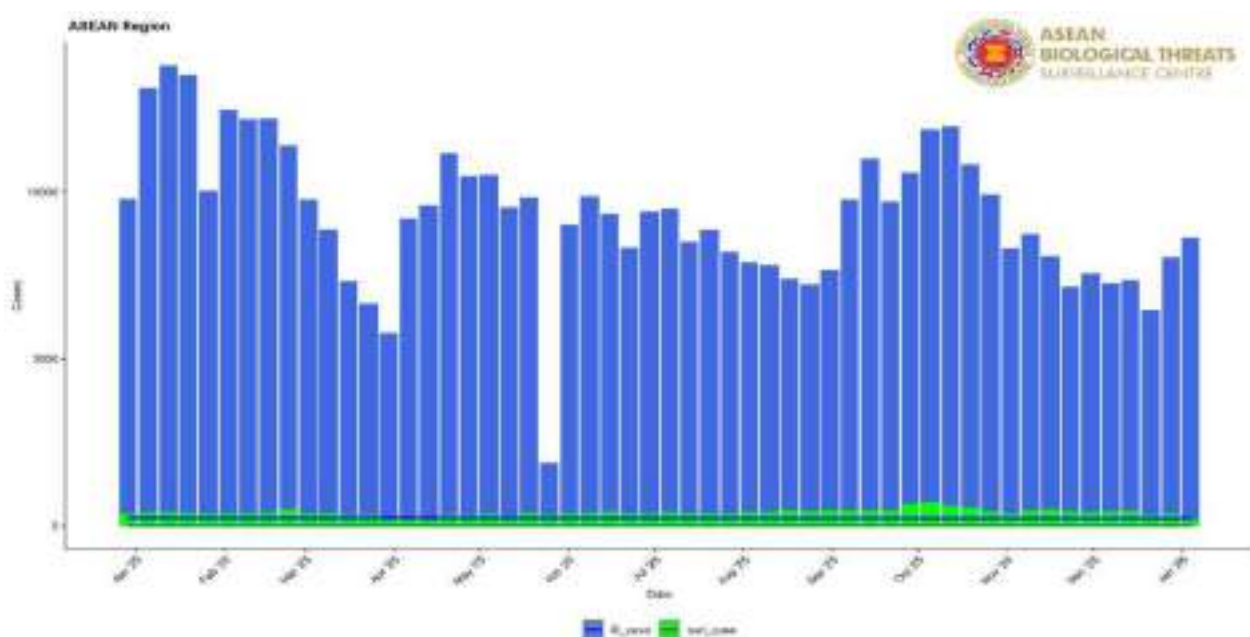
October 1, 2025 to January 17, 2026



Source: WHO FluNet, accessed on January 20, 2026 (<https://www.who.int/tools/fluNet>)

Trend of Influenza-like Illness (ILI) and Severe Acute Respiratory Illness (SARI) in the ASEAN Region

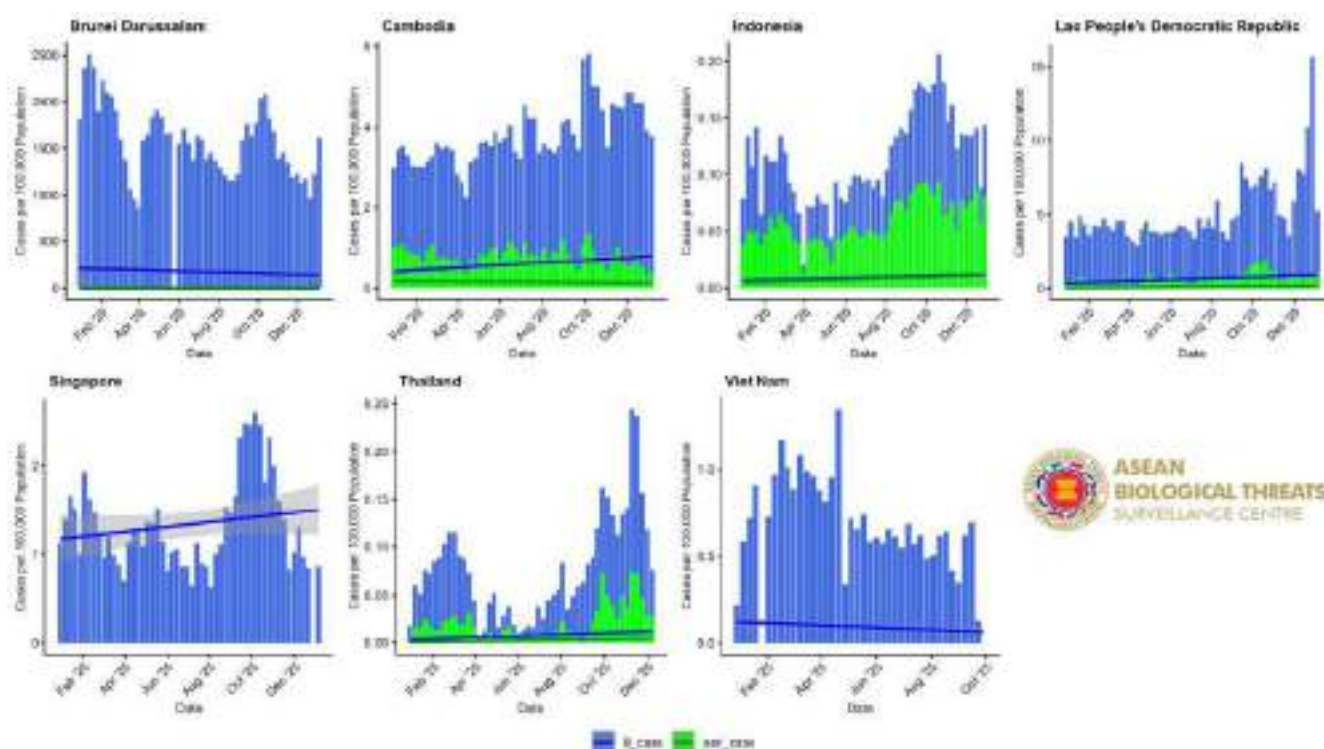
January 1, 2025 to January 17, 2026



Source: WHO FluID, accessed January 20, 2026 (<https://www.who.int/teams/global-influenza-programme/surveillance-and-monitoring/influenza-surveillance-outputs>)

Trend of Influenza-like Illness (ILI) and Severe Acute Respiratory Illness (SARI) among ASEAN Member States

January 1, 2025 to January 17, 2026



Source: WHO FluID, accessed January 20, 2026 (<https://www.who.int/teams/global-influenza-programme/surveillance-and-monitoring/influenza-surveillance-outputs>)

Zoonosis





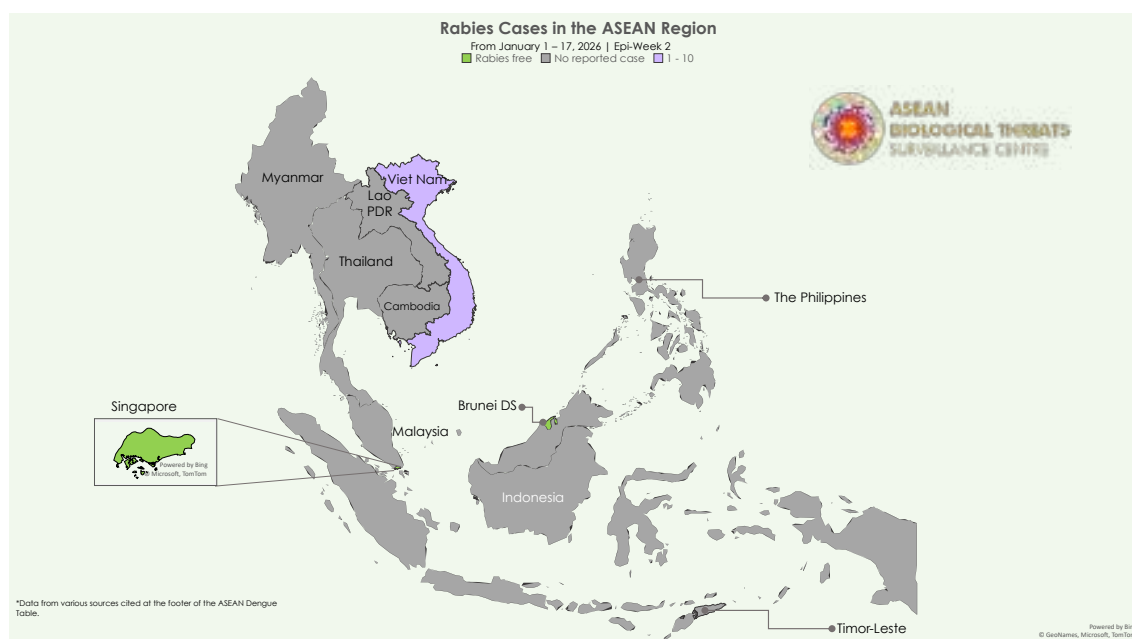
RABIES

Rabies Cases in the ASEAN Region

From January 1 to January 17, 2026 (Epi-Week 2, 2026)

Key Findings

- The **ASEAN** region reported **one** new rabies case in Epi-week 2, 2026.
- Up to January 17, 2026, the region reported **two** total cases with **100%** CFR.



Rabies cases in the ASEAN region

Country	Data as of	Cumulative Cases	New Cases Since Previous Report	Cumulative Deaths	CFR
Brunei Darussalam			<i>Rabies-free country</i>		
Cambodia	-	-	-	-	-
Indonesia¹	-	-	-	-	-
Lao PDR	-	-	-	-	-
Malaysia²	-	-	-	-	-
Myanmar³	-	-	-	-	-
Philippines²	-	-	-	-	-
Singapore			<i>Rabies-free country</i>		
Thailand²	-	-	-	-	-
Timor-Leste²	-	-	-	-	-
Viet Nam²	January 17	2	1	2	100%
Total		2	1	2	100%

Source:

- Ministry of Health, Republic of Indonesia
- Bluedot Platform, accessed January 20, 2026 (<https://portal.bluedot.global/>)
- Department of Public Health, Ministry of Health, Myanmar

Vector-Borne Diseases





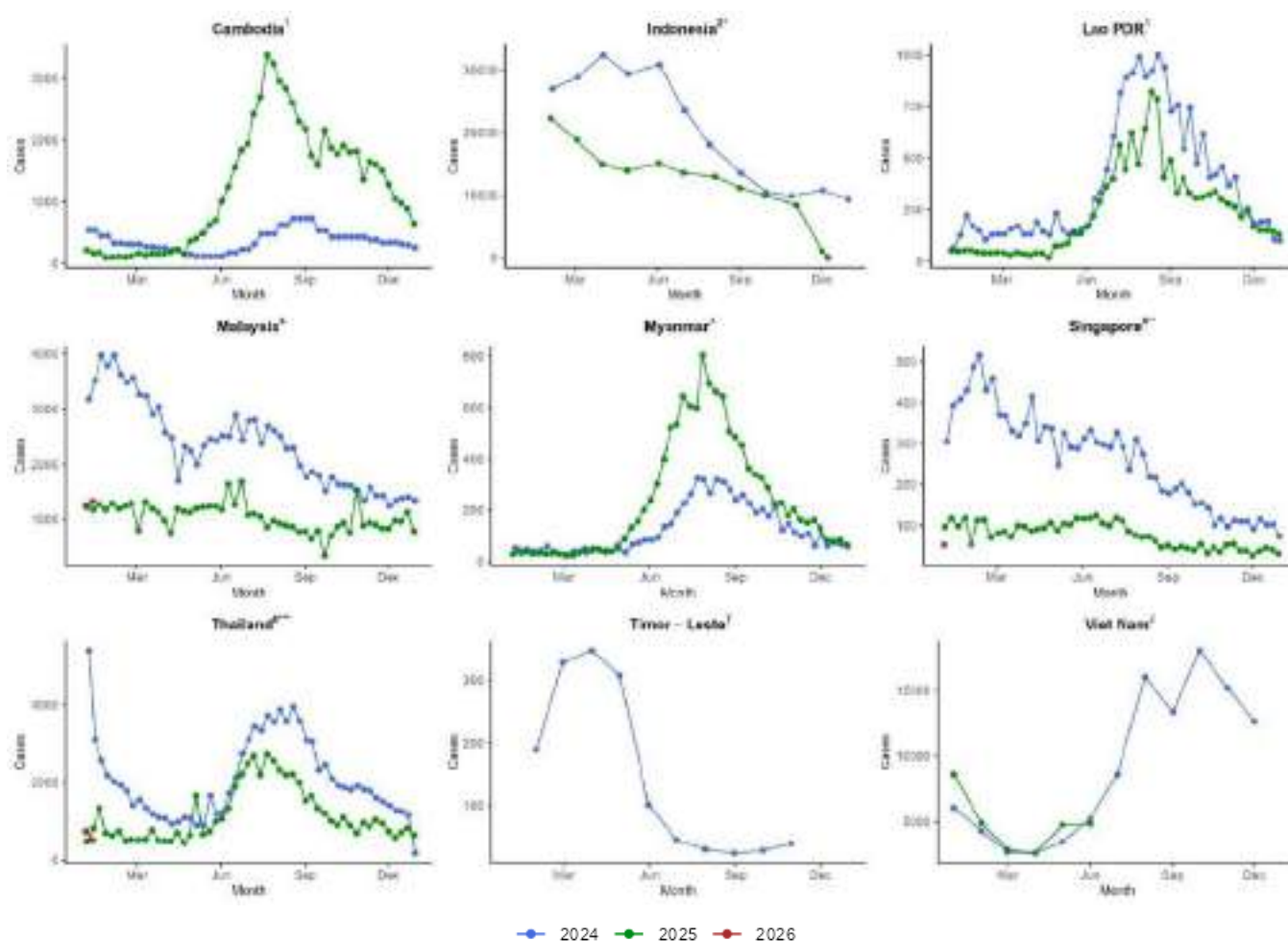
DENGUE

Key Findings

- The **ASEAN** region reported **1,897** new dengue cases in Epi-week 2, 2026.
- Up to January 17, 2026, the region reported **3,898** total cases and **no** deaths with **0% CFR**.

Trend of Dengue cases in the ASEAN region, 2024 – 2026

Below are trend of dengue cases among ASEAN Member States since January 1, 2024 up to January 10, 2026.



Source:

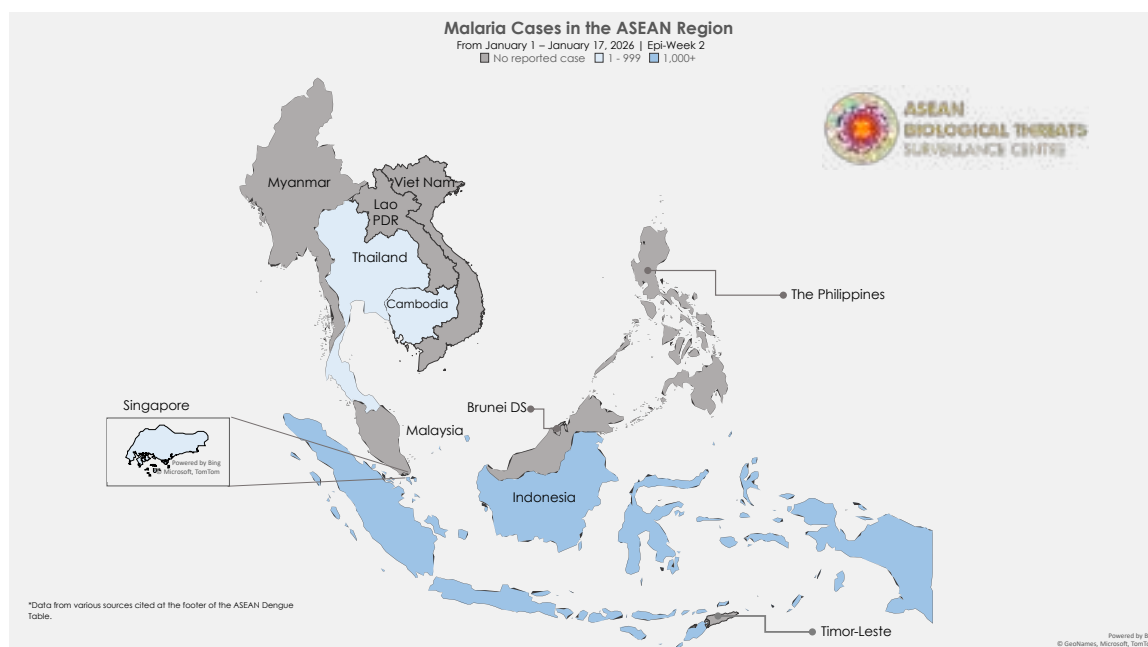
- WHO WPRO, "Dengue," World Health Organization, accessed January 20, 2026 (<https://www.who.int/westernpacific/emergencies/surveillance/dengue>).
 - WHO Global Dengue Surveillance, accessed January 20, 2026 (https://worldhealthorg.shinyapps.io/dengue_global/).
 - Portal Rasmi iDengue untuk Komuniti, accessed January 20, 2026 (<https://idengue.mysa.gov.my/>).
 - Department of Public Health, Ministry of Health, Myanmar
 - Ministry of Health. "Weekly Infectious Disease Bulletin", accessed January 20, 2026 . (<https://www.moh.gov.sg/resources-statistics/infectious-disease-statistics/2025/weekly-infectious-diseases-bulletin>)
 - Bureau of Epidemiology, Department of Disease Control, Ministry of Public Health Thailand, accessed January 20, 2026 , (https://dvis3.ddc.moph.go.th/t/DDC_CENTER_DOE/views/DDS2/sheet33?%3Aembed=y&%3AisGuestRedirectFromVizportal=y)
 - London School of Hygiene and Tropical Medicine. "OpenDengue Database", accessed January 20, 2026 (<https://opendengue.org/data.html>)
- Data were updated and collected from official sources, which may have a 2-8 weeks delay in reporting. Data must be interpreted cautiously.
- *Notified dengue cases only includes severe cases Dengue Hemorrhagic fever (DHF) and Dengue Shock Syndrome (DSS)
- **Notified dengue cases only includes Dengue Fever (DF) and DHF
- ***Notified dengue cases include all type of cases DF, DHF, and DSS



MALARIA

Key Findings

- The **ASEAN** region reported **4,575** new malaria cases in Epi-week 2, 2026.
- Up to January 17, 2026, the region reported **10,467** total cases and **one** deaths with **0.01%** CFR.



Malaria cases in the ASEAN region

Country	Data as of	Cumulative Cases	New Cases Since Last Week	Cumulative Deaths	CFR
Brunei Darussalam	-	-	-	-	-
Cambodia¹	January 17	1	0	0	0.00%
Indonesia²	January 17	10,315	4,515	1	0.01%
Lao PDR	-	-	-	-	-
Malaysia	-	-	-	-	-
Myanmar³	-	-	-	-	0.00%
Philippines	-	-	-	-	-
Singapore⁴	January 10	1	1	-	0.00%
Thailand⁵	January 17	150	59	0	0.00%
Timor-Leste	-	-	-	-	-
Viet Nam	-	-	-	-	-
Total		10,467	4,575	1	0.01%

Source:

- Cambodia National Malaria Center, accessed January 20, 2026 (<https://mis.cnm.gov.kh/Dashboard>)
- Malaria Cases in Indonesia, accessed January 20, 2026 (<https://malaria.kemkes.go.id/case>)
- Department of Public Health, Ministry of Health, Myanmar
- Ministry of Health Singapore, accessed January 20, 2026 (<https://www.moh.gov.sg/others/resources-and-statistics/infectious-disease-statistics-2025-weekly-infectious-diseases-bulletin>)
- Bureau of Epidemiology, Department of Disease Control, Ministry of Public Health Thailand, accessed January 20, 2026 (https://dvis3.ddc.moph.go.th/t/DDC_CENTER_DOE/views/DDS2/sheet33?%3Aembed=y&%3AisGuestRedirectFromVizportal=y)

A person wearing a white lab coat is shown from the chest up, holding a small glass vial in their right hand and a syringe in their left hand. They are in the process of drawing a yellowish liquid from the vial into the syringe. The background is a soft-focus clinical setting with blue and white elements. The text 'Vaccine- Preventable Diseases' is overlaid in large white font on the left side of the image.

Vaccine- Preventable Diseases



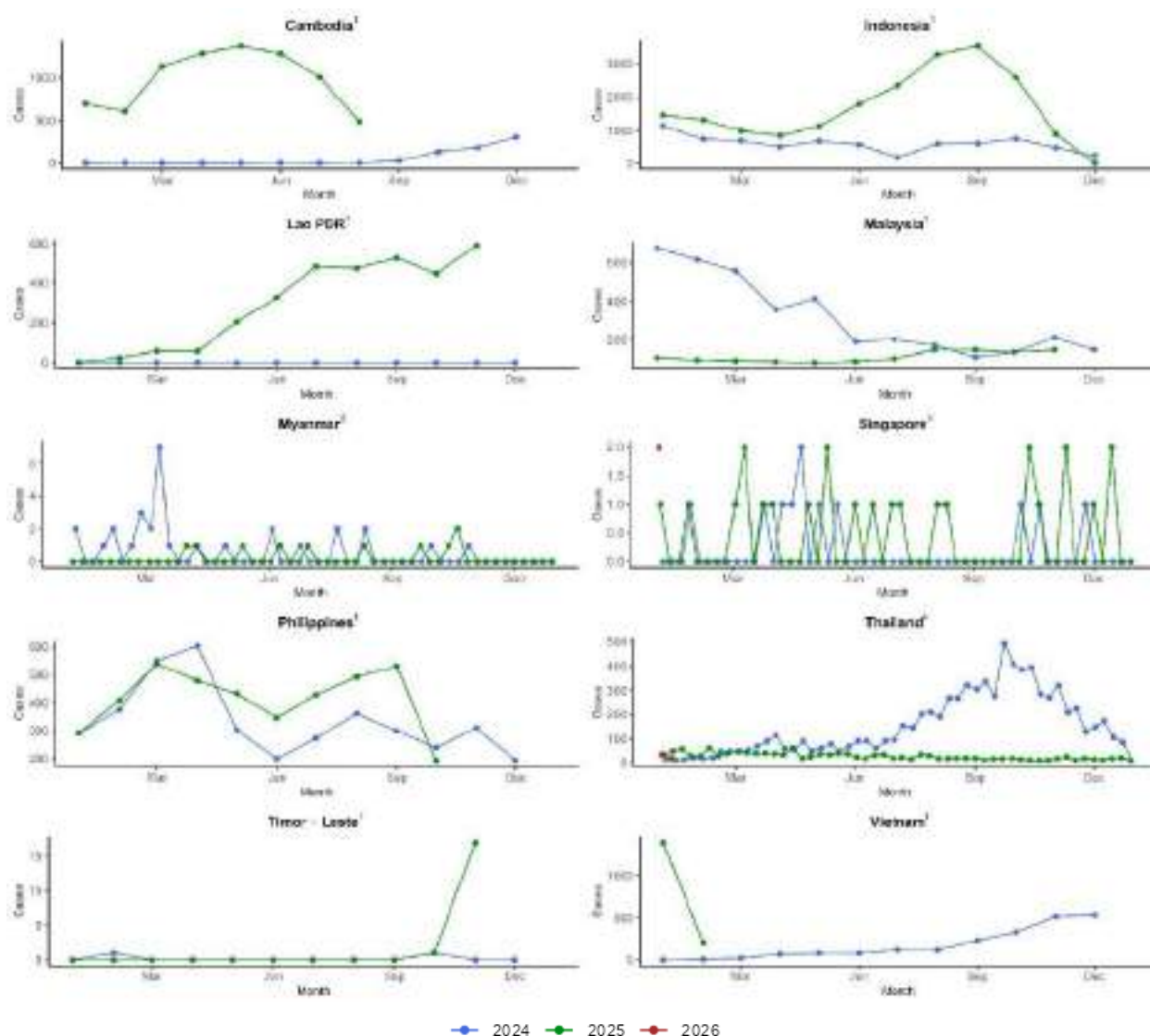
MEASLES

Key Findings

- The **ASEAN** region reported **22** new measles cases in Epi-week 2, 2026.
- Up to January 17, 2026, the region reported **57** total cases with **0%** CFR.

Trend of Measles cases in the ASEAN region, 2024 – 2026

Below are trend of measles cases among ASEAN Member States since January 1, 2024 up to January 10, 2026.



Source:

1. Provisional Measles and Rubella Data, World Health Organization, accessed January 20, 2026 (<https://immunizationdata.who.int/global?topic=Provisional-measles-and-rubella-data&location=>)
2. Department of Public Health, Ministry of Health, Myanmar
3. Ministry of Health Singapore, accessed January 20, 2026 (<https://www.moh.gov.sg/others/resources-and-statistics/infectious-disease-statistics-2025-weekly-infectious-diseases-bulletin>)
4. Bureau of Epidemiology, Department of Disease Control, Ministry of Public Health Thailand, accessed January 20, 2026 (<http://doe.moph.go.th/surdata/index.php>)



**ASEAN
BIOLOGICAL THREATS
SURVEILLANCE CENTRE**

Report generated by
ASEAN BIOLOGICAL THREATS SURVEILLANCE CENTRE

Email: support@biothreats.org

Facebook: [abts.official](https://www.facebook.com/abts.official)

Instagram: [abts.official](https://www.instagram.com/abts.official)