



**ASEAN  
BIODIASPORA  
VIRTUAL CENTER**

# Weekly Situation Report in the ASEAN Region

—— COVID-19 and Mpox

October 20, 2023 | WSR 2023-16



ASSOCIATION  
OF SOUTHEAST  
ASIAN NATIONS



ASEAN  
BIODIASPORA  
VIRTUAL CENTER



MINISTRY OF HEALTH  
REPUBLIC OF INDONESIA

**GLOBAL PARTNERS**



In partnership with  
**Canada**



**World Health  
Organization**



Korea Disease Control and  
Prevention Agency



**bluedot**



## Editorial

### CONSULTANTS

#### ASEAN SECRETARIAT

Assistant Director and Head of Health Division  
Human Development Directorate  
**Ferdinal Fernando, MDM, MD**

Programme Coordinator for Mitigation for Biological Threats (MBT) Phase 2  
**Michael Glen, MSSc**

### EDITORIAL TEAM

Editor-in-Chief  
**Abdurrahman, MPH**

Managing Editor  
**Aldilas Achmad Nursetyo, MD, MS**

Associate Editors  
**Gian Rei Mangcucang, MIH, EMT-B, RN**  
**Abdul Haris Ibrahim, MHI**

Copy Editor  
**Nur Ismi Hamid**

Interns  
**Nailul Rizka Novianti**  
**Divva Kaamila**  
**Natasha Alicia Putri**

### PUBLISHER

ASEAN Biodiaspora Virtual Center

### EDITORIAL ADDRESS

ASEAN Biodiaspora Virtual Center, 2/F Ministry of Health, Jl. H.R. Rasuna Said, Blok X5, Kav. 4-9, Jakarta Selatan, Jakarta, Indonesia

**E-mail:** [support@biodiaspora.org](mailto:support@biodiaspora.org)  
Weekly Issue





# Table of Contents

|   |           |
|---|-----------|
| <b>COVID-19</b> .....   | <b>1</b>  |
| <a href="#">Highlights and Situation Overview</a> .....                   | 2         |
| <a href="#">Global Updates</a> .....                                      | 2         |
| <a href="#">Regional Updates</a> .....                                    | 2         |
| <a href="#">ASEAN Travel Advisories</a> .....                             | 4         |
| <a href="#">COVID-19 Cases and Deaths Table</a> .....                     | 5         |
| <a href="#">COVID-19 Cases in ASEAN Region Table</a> .....                | 5         |
| <a href="#">Epidemic Curve Among ASEAN Countries</a> .....                | 6         |
| <a href="#">ASEAN Weekly New Cases and Deaths</a> .....                   | 7         |
| <a href="#">COVID-19 Variants Frequencies Among ASEAN Countries</a> ..... | 8         |
| <a href="#">COVID-19 Variants Frequencies in the ASEAN Region</a> .....   | 9         |
| <a href="#">Vaccination Status in ASEAN</a> .....                         | 10        |
| <b>Mpox</b> .....   | <b>11</b> |
| <a href="#">Map of Mpox Cases Globally</a> .....                          | 12        |
| <a href="#">Mpox Daily Trend Globally</a> .....                           | 13        |
| <a href="#">Highlights and Situation Overview</a> .....                   | 14        |
| <a href="#">Mpox Cases in ASEAN Region Table</a> .....                    | 14        |
| <a href="#">Mpox Cases in Asia-Pacific Region Table</a> .....             | 14        |
| <a href="#">Top 5 Countries with Most Mpox Cases Globally</a> .....       | 14        |
| <a href="#">Mpox Cases per Region</a> .....                               | 15        |
| <a href="#">Regional Updates</a> .....                                    | 15        |
| <b>References</b> .....   | <b>16</b> |

# COVID-19



**ASEAN  
BIODIASPORA  
VIRTUAL CENTER**





## COVID-19: Highlights and Situation Overview

### Global Updates

- **Worldwide**, over 696 million cases and over six million deaths have been attributed to COVID-19.
- **England**: A study by Oxford University suggests that up to 167,000 people may have contracted coronavirus in hospitals in England during the second wave of the pandemic (Hope, 2023). The researchers assessed COVID-19 infections between June 2020 and March 2021, finding that hospitals needed to be better equipped to limit the transmission of future viruses. They found nearly 17,000 infections in hospital patients with definite links to healthcare, and over 19,000 suspected to have a healthcare connection. However, only around 26% of these infections might have been recorded, resulting in hospital-acquired infections ranging from 95,000 to 167,000. [\[Full article\]](#)
- **India**: As much as 38 new coronavirus infections has been detected, 306 active cases, and 532,037 deaths (PTI, 2023). The country's COVID-19 case tally is 44.9 billion, with a recovery rate of 98.81% and a case fatality rate of 1.18%. 2.21 billion COVID-19 vaccine doses have been administered. [\[Full article\]](#)
- **Canada**: Ottawa Public Health reported two new COVID-19 deaths and 149 new cases in the past week (Payne, 2023). The data was pulled on October 17 (Payne, 2023). As of October 2, there were 80 confirmed COVID-19 patients in Ottawa hospitals, 41 admitted for COVID-19 and 39 for other reasons. Zero were in the ICU. The total cases in Ottawa since the pandemic began was 94,056. Ongoing outbreaks in institutional settings were 19 and 10. The 14.3% rate of COVID-19 reported in the previous seven days was also reported. [\[Full article\]](#)
- **Bulgaria**: 417 new cases of coronavirus infection have been diagnosed in the last 24 hours, with 61.39% of these cases not being vaccinated (Novinite.com, 2023). The National Information System shows that there have been 3,090 tests conducted, with 196 PCR and 2,894 antigen tests. The number of confirmed cases is 1,319,384, with 437 patients in hospital care facilities and 67 new patients in hospitals. Vaccine doses have been administered, with 4,651 doses administered over the past 24 hours. The National Information System reports 26,655 medical persons have been confirmed, with 10 new cases registered in the last 24 hours. The Ministry of Health expresses condolences to the deceased. [\[Full article\]](#)
- **Pakistan**: 14 new coronavirus cases has been detected in the last week, with a case positivity ratio of 0.66% (Zakaullah, 2023). No deaths were reported, and 2,112 COVID-19 tests were conducted. The government has strengthened the role of Border and Health Services, implementing surveillance systems at all entry points, including airports, and ensuring rapid tests and screening of passengers. 90% of the population has already received the COVID-19 vaccine. [\[Full article\]](#)

### Regional Updates

- **The Philippines** has recorded 1,252 new coronavirus cases and 12 new fatalities, bringing the total COVID-19 deaths to 66,714 (ABS-CBN News, 2023). The average daily infection is 179, with 231 patients in critical or severe condition. The country has confirmed at least 4.114 million COVID-19 cases since the start of the pandemic in 2020, with 78 million receiving their vaccines and 23 million receiving booster shots. [\[Full article\]](#)
- **Vietnam** has recorded 13 new COVID-19 cases, a slight decrease compared to the cases reported from on October 17 (Suckhoedoisong.vn, 2023). On October 18, 16 patients recovered, and six patients received oxygen, double the number from the



previous day. Vietnam has had 11,624,054 cases since the beginning of the pandemic, ranking 13 of 231 countries and territories. The total number of recovered cases is 10,640,941, and six patients needed oxygen support. The total number of deaths due to COVID-19 in Vietnam is 43,206, accounting for 0.4% of the total number of cases. The total number of vaccine doses administered is 266,532,582, with the number of doses for people aged 18 years and older is 223,841,647, and for children aged 12-17 years is 23,965,655. [\[Full article\]](#)



## ASEAN Travel Advisories (new update/s) as of 19 October 2023

| ASEAN Country            | Published         | Foreign travelers allowed | COVID-19 vaccination requirement | Required COVID-19 testing for fully vaccinated   | Required COVID-19 testing for NOT fully vaccinated | Quarantine upon arrival | Health insurance requirement                | Arrival health declaration/ registration/ documents                               |
|--------------------------|-------------------|---------------------------|----------------------------------|--|--|-------------------------|---|---|
| <b>Brunei Darussalam</b> | December 1, 2022  | Yes                       | No                               | No   | No   | No                      | No  | No  |
| <b>Cambodia</b>          | October 6, 2022   | Yes                       | No                               | No   | No   | No                      | No  | No  |
| <b>Indonesia</b>         | June 10, 2023     | Yes                       | No                               | No   | No   | No                      | No  | No  |
| <b>Laos</b>              | December 29, 2022 | Yes                       | No                               | No   | No   | No                      | No  | No  |
| <b>Malaysia</b>          | August 2, 2022    | Yes                       | No                               | No   | No   | No                      | No  | No  |
| <b>Myanmar</b>           | September 5, 2023 | Yes                       | No                               | Passengers are subject to medical screening and could be subject to a test upon arrival. | No   | No                      | Printed medical insurance except nationals. | COVID-19 Myanmar Declaration upon arrival. Passengers must present a Health Form. |
| <b>Philippines</b>       | July 25, 2023     | Yes                       | No                               | No   | No   | No                      | No  | No  |
| <b>Singapore</b>         | February 13, 2023 | Yes                       | No                               | No   | No   | No                      | No  | No  |
| <b>Thailand</b>          | March 1, 2023     | Yes                       | No                               | No   | No   | No                      | No  | No  |
| <b>Vietnam</b>           | May 16, 2022      | Yes                       | No                               | No   | No   | No                      | No  | No  |

- Reference: [IATA Travel Centre](#)





## COVID-19 Cases and Deaths

- As of 19 October 2023 (5PM, GMT+7), worldwide, there were **696,692,264** confirmed cases, including **6,926,625** deaths. Globally, Case Fatality Rate (CFR) was **1.0%**.
- 36,428,982 total confirmed cases** of COVID-19 have been reported in the **ASEAN region**.
- The Case Fatality Rate in the **ASEAN region** was **1.01%**.

### COVID-19 cases in ASEAN region

| ASEAN MEMBER STATE       | FIRST CONFIRMED CASES | LATEST REPORT ON CONFIRMED | CUMULATIVE CASES  | CUMULATIVE CASES IN 2023 | NEW CASES SINCE LAST REPORT | CUMULATIVE DEATHS | NEW DEATHS SINCE LAST REPORT | CUMULATIVE CASES/ 100,000 | CUMULATIVE WITH AT LEAST ONE DOSE | CUMULATIVE FULLY VACCINATED | CUMULATIVE BOOSTED | FULLY VACCINATED PER 100 |
|--------------------------|-----------------------|----------------------------|-------------------|--------------------------|-----------------------------|-------------------|------------------------------|---------------------------|-----------------------------------|-----------------------------|--------------------|--------------------------|
| <b>Brunei Darussalam</b> | 10-Mar-20             | 02-Oct-23                  | 311,614           | 50,174                   | 594                         | 225               | -                            | 69,957                    | 451,149                           | 446,714                     | 340,466            | 102.1                    |
| <b>Cambodia</b>          | 27-Jan-20             | 18-Sep-23                  | 138,941           | 503                      | -                           | 3,056             | -                            | 809                       | 15,307,310                        | 14,683,075                  | 10,746,738         | 87.8                     |
| <b>Indonesia</b>         | 02-Mar-20             | 04-Oct-23                  | 6,813,602         | 101,899                  | 173                         | 161,920           | 2                            | 2,441                     | 203,877,425                       | 174,958,797                 | 69,356,250         | 74.6                     |
| <b>Lao PDR</b>           | 24-Mar-20             | 15-Oct-23                  | 218,878           | 1,292                    | 7                           | 758               | -                            | 2,926                     | 6,324,678                         | 5,691,962                   | 2,451,034          | 78.2                     |
| <b>Malaysia</b>          | 25-Jan-20             | 15-Oct-23                  | 5,128,668         | 109,268                  | 1,052                       | 37,179            | 2                            | 15,456                    | 28,120,531                        | 27,533,870                  | 16,333,161         | 84.3                     |
| <b>Myanmar</b>           | 23-Mar-20             | 18-Oct-23                  | 641,327           | 7,752                    | 13                          | 19,495            | -                            | 1,161                     | 40,354,937                        | 35,196,377                  | 13,903,599         | 64.7                     |
| <b>Philippines</b>       | 30-Jan-20             | 13-Sep-23                  | 4,174,101         | 116,472                  | -                           | 66,643            | -                            | 3,710                     | 82,684,774                        | 78,443,972                  | 24,178,325         | 71.6                     |
| <b>Singapore</b>         | 23-Jan-20             | 10-Oct-23                  | 2,620,069         | 433,395                  | -                           | 1,895             | 2                            | 44,083                    | 5,322,925                         | 5,285,030                   | 4,797,976          | 88.8                     |
| <b>Thailand</b>          | 13-Jan-20             | 16-Oct-23                  | 4,757,728         | 38,620                   | 124                         | 34,483            | 3                            | 6,789                     | 57,674,720                        | 54,187,808                  | 27,404,094         | 77.3                     |
| <b>Vietnam</b>           | 23-Jan-20             | 18-Oct-23                  | 11,624,054        | 100,687                  | 143                         | 43,206            | -                            | 11,747                    | 90,272,853                        | 85,961,564                  | 57,975,220         | 88.3                     |
| <b>ASEAN COUNTRIES</b>   |                       |                            | <b>36,428,982</b> | <b>960,262</b>           | <b>2,106</b>                | <b>368,860</b>    | <b>9</b>                     | <b>5,356</b>              | <b>530,391,302</b>                | <b>482,389,169</b>          | <b>227,486,863</b> | <b>70.9</b>              |

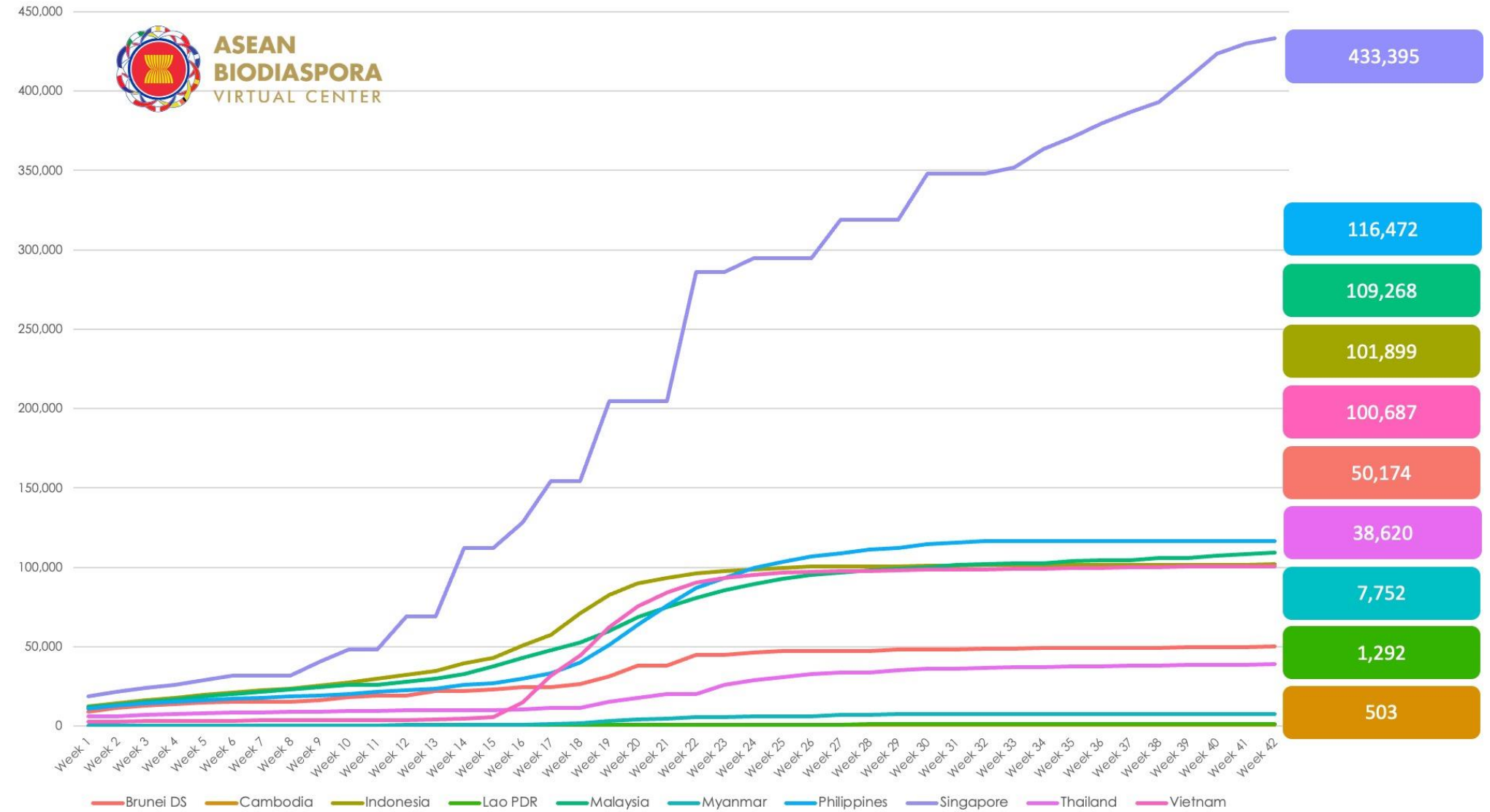
| REGION                    | TOTAL CONFIRMED CASES | NEW CASES      | TOTAL DEATHS     | NEW DEATHS   |
|---------------------------|-----------------------|----------------|------------------|--------------|
| <b>ASIA &amp; OCEANIA</b> | 235,500,831           | 29,938         | 1,580,526        | 83           |
| <b>AFRICA</b>             | 12,840,097            | 2,542          | 258,838          | -            |
| <b>AMERICAS</b>           | 197,827,387           | 91,290         | 3,012,116        | 1,228        |
| <b>EUROPE</b>             | 250,523,949           | 99,111         | 2,075,145        | 539          |
| <b>TOTAL</b>              | <b>696,692,264</b>    | <b>222,881</b> | <b>6,926,625</b> | <b>1,850</b> |

\*\*Data References: [Singapore Government](#), [Worldometer](#), and the [WHO](#)



# COVID-19 Epidemic Curve Among ASEAN Countries

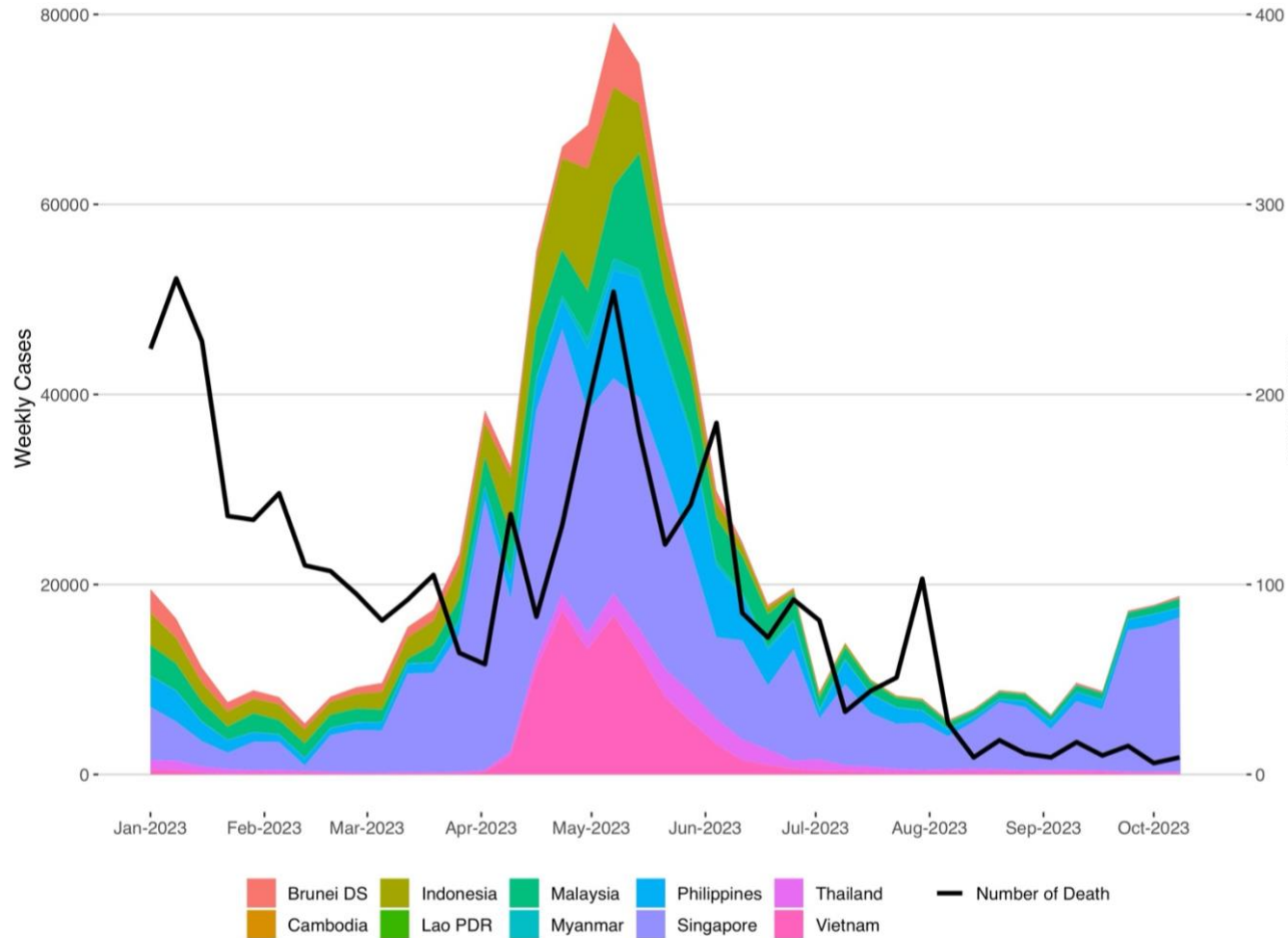
From January 1 to October 19, 2023  
 \*Weeks based on ABVC reporting schedule for COVID-19





# ASEAN Weekly COVID-19 New Cases and Deaths

From January 1, 2023 to October 19, 2023



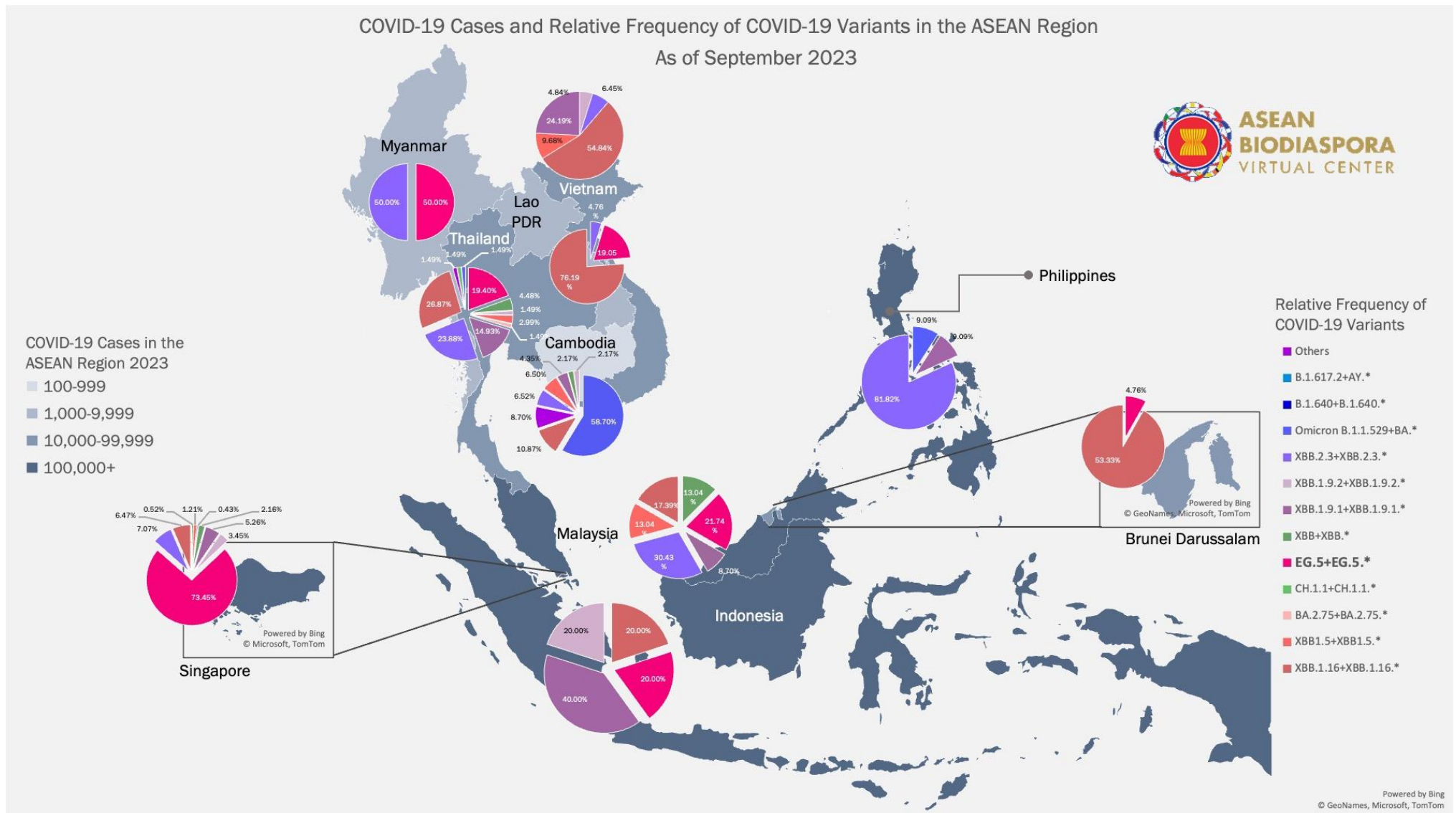
| ASEAN COUNTRY            | Weekly New Cases<br>October 13-19,<br>2023 | Weekly Deaths<br>October 13-19,<br>2023 |
|--------------------------|--|---|
| <b>Brunei Darussalam</b> | 594  | -                                       |
| <b>Cambodia</b>          | -  | -                                       |
| <b>Indonesia</b>         | 173  | 2                                       |
| <b>Lao PDR</b>           | 7  | -                                       |
| <b>Malaysia</b>          | 1,052                                      | 2                                       |
| <b>Myanmar</b>           | 13   | -                                       |
| <b>Philippines</b>       | -  | -                                       |
| <b>Singapore</b>         | -  | 2                                       |
| <b>Thailand</b>          | 124  | 3                                       |
| <b>Vietnam</b>           | 143  | -                                       |

\*\*Data References: [Singapore Government](#), [Worldometer](#), and the [WHO](#)



# COVID-19 Variants Frequencies Among ASEAN Countries

As of September 2023

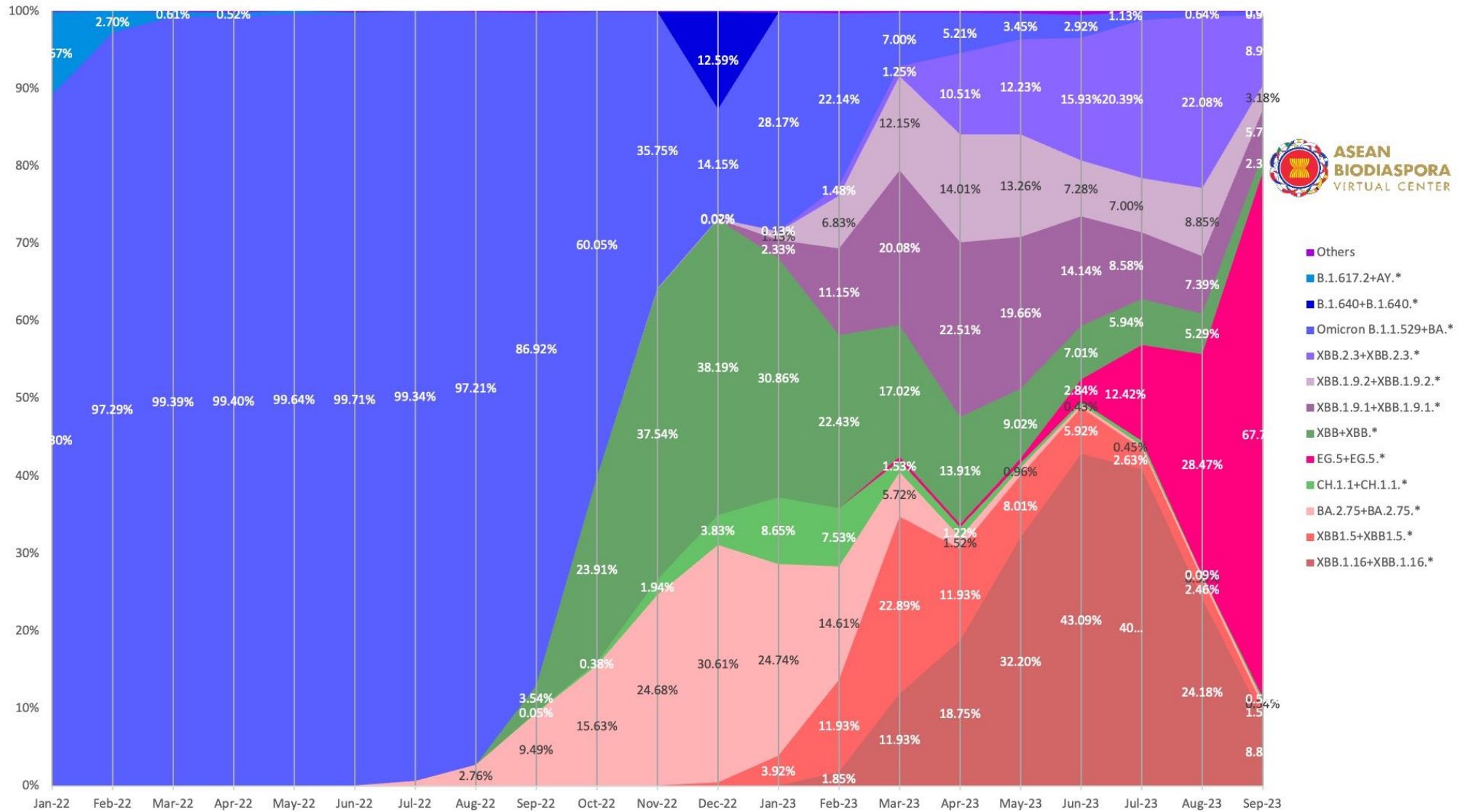


GISAID. "hCoV-19 Variants Dashboard," accessed 19 October, 2023, <https://gisaid.org/hcov-19-variants-dashboard/>.



# COVID-19 Variants Frequencies in the ASEAN Region

From January to September 2023



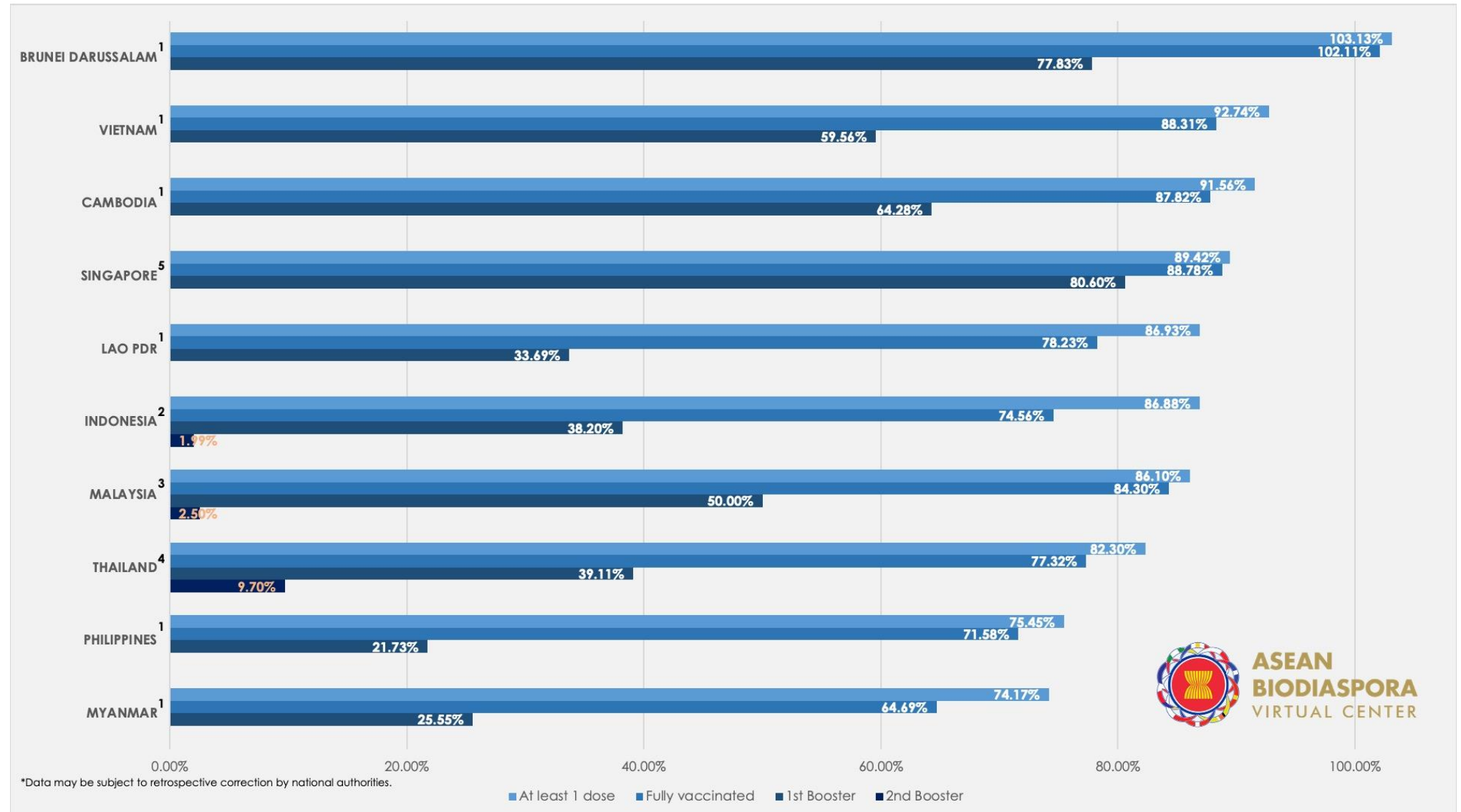
GISAIID. "hCoV-19 Variants Dashboard," accessed October 19, 2023, <https://gisaid.org/hcov-19-variants-dashboard/>.





# ASEAN COVID-19 Vaccination Status

as of 19 October 2023



1. World Health Organization, Coronavirus (COVID-19) Dashboard, accessed October 19, 2023 <https://covid19.who.int/>
2. Ministry of Health Indonesia, "Vaccine Dashboard, October 19, 2023, <https://vaksin.kemkes.go.id/#/vaccines>
3. Ministry of Health Malaysia, COVID-19 vaccination, accessed October 19, 2023, <https://data.moh.gov.my/covid-vaccination>
4. Ministry of Public Health Thailand, COVID-19 Vaccination Infographic, accessed October 19, 2023, <https://dashboard-vaccine.moph.go.th/>
5. Singapore Government Open Data, accessed October 19, 2023, <https://data.gov.sg/dataset/covid-19-stats>



Dominique Faget/AFP/Getty Images

# MPOX

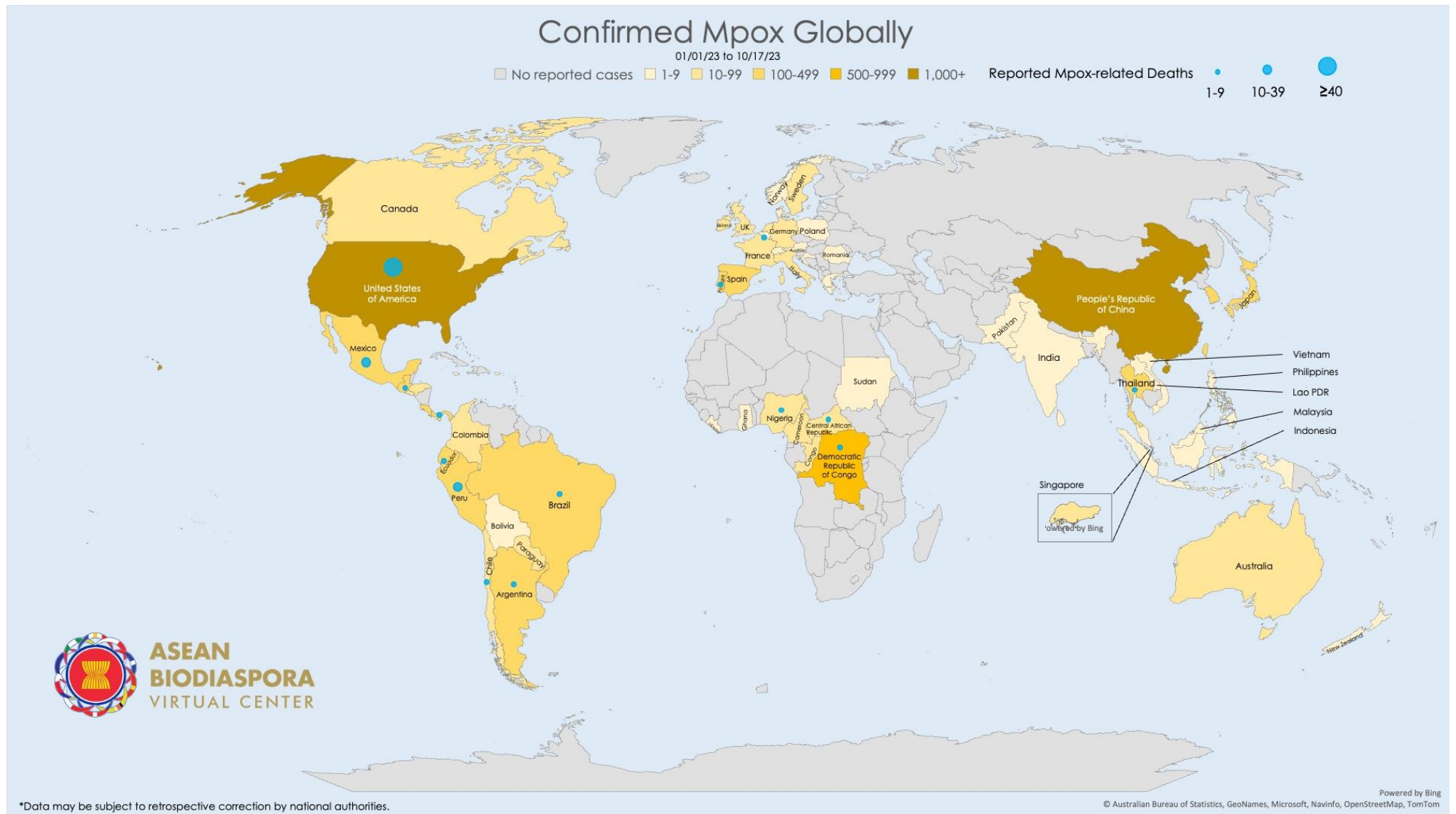


**ASEAN  
BIODIASPORA  
VIRTUAL CENTER**



# Mpox Cases Reported Globally

January 1 – October 17, 2023



\*Data may be subject to retrospective correction by national authorities.  
World Health Organization. "2022-23 Mpox Monkeypox Outbreak Global Trends," accessed October 19, 2023, [https://worldhealthorg.shinyapps.io/mpx\\_global/](https://worldhealthorg.shinyapps.io/mpx_global/).

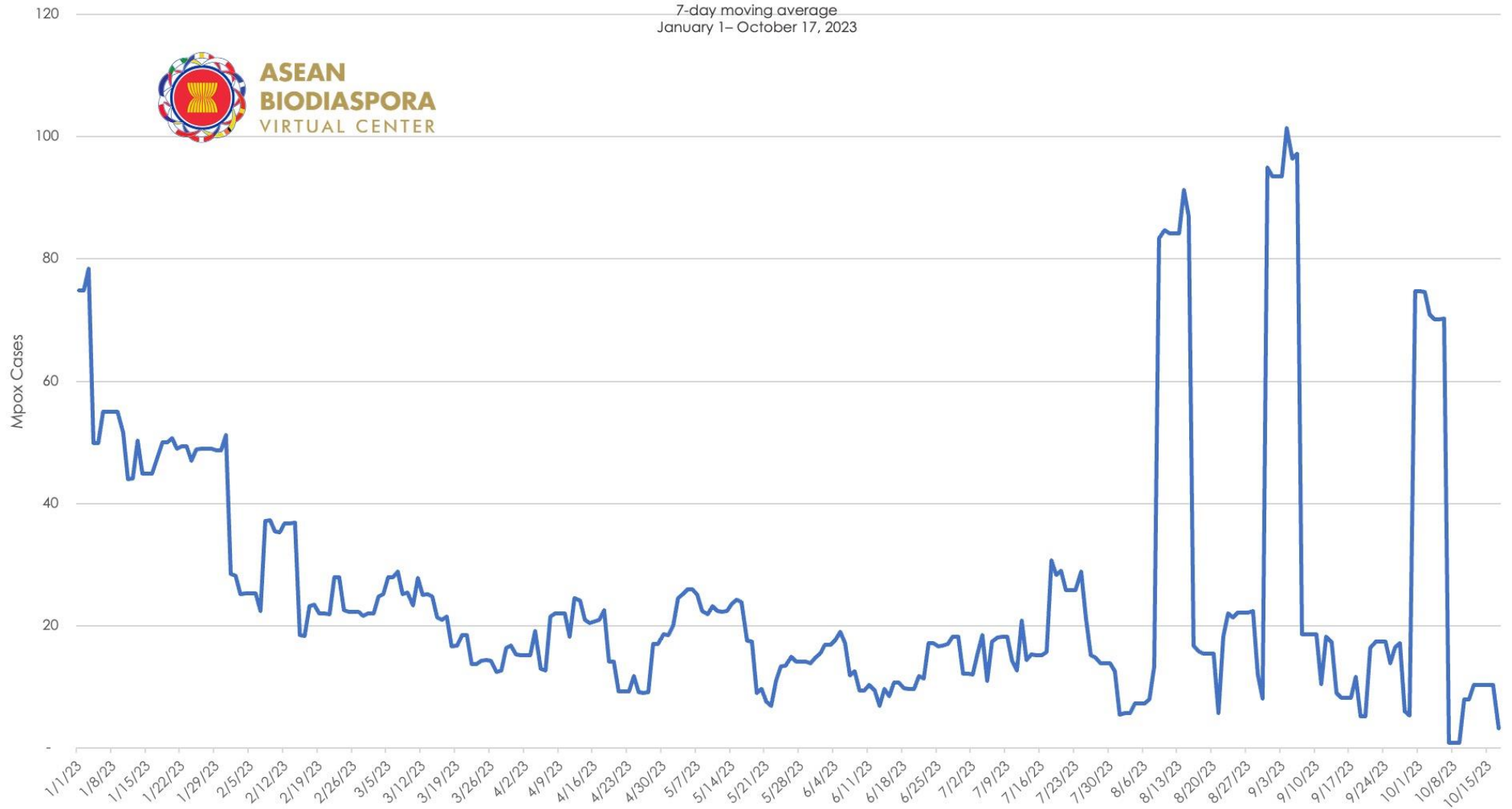


# Mpox Daily Trend Globally

January 1 – October 17, 2023

### Mpox Daily Confirmed Cases Globally

7-day moving average  
January 1 – October 17, 2023



Edouard Mathieu et al., "Mpox (Monkeypox)," Our World in Data, accessed October 19, 2023, <https://ourworldindata.org/monkeypox>.



## Mpox: Highlights and Situation Overview

- From 01 January to 17 October 2023, there were **6,980** confirmed cases worldwide in 2023, including **83** deaths. Globally, the Case Fatality Rate (CFR) was **1.19%**.
- **468 confirmed cases** including **one death** in the **ASEAN region** in 2023, with a CFR of **0.21%**.
- **6,512 confirmed cases** of mpox have been reported in other **five regions** in 2023 (other than the **ASEAN region**):

### Mpox cases in the ASEAN region (Jan. 1 to Oct. 17, 2023)

| Country            | Cumulative Cases 2023 | New Cases Since Previous Report | Cumulative Deaths | Case Fatality Rate (CFR) |
|--------------------|-----------------------|---------------------------------|-------------------|--------------------------|
| Indonesia          | 1                     | 1                               | -                 | 0.00%                    |
| Lao PDR            | 1                     | -                               | -                 | 0.00%                    |
| Malaysia           | 2                     | -                               | -                 | 0.00%                    |
| Philippines        | 1                     | -                               | -                 | 0.00%                    |
| Singapore          | 12                    | 2                               | -                 | 0.00%                    |
| Thailand           | 448                   | 61                              | 1                 | 0.22%                    |
| Vietnam            | 3                     | 1                               | -                 | 0.00%                    |
| <b>ASEAN Total</b> | <b>468</b>            | <b>65</b>                       | <b>1</b>          | <b>0.21%</b>             |

### Mpox cases in the Asia-Pacific region (Jan. 1 to Oct. 17, 2023)

| Country/Territory           | Cumulative Cases 2023 | New Cases Since Previous Report | Cumulative Deaths | Case Fatality Rate (CFR) |
|-----------------------------|-----------------------|---------------------------------|-------------------|--------------------------|
| Australia                   | 12                    | -                               | -                 | 0.00%                    |
| India                       | 7                     | 5                               | -                 | 0.00%                    |
| Japan                       | 198                   | 2                               | -                 | 0.00%                    |
| Nepal                       | 1                     | -                               | -                 | 0.00%                    |
| New Zealand                 | 2                     | -                               | -                 | 0.00%                    |
| People's Republic of China* | 1,475                 | 331                             | -                 | 0.00%                    |
| Republic of China*          | 284                   | -                               | -                 | 0.00%                    |
| Republic of Korea*          | 137                   | -                               | -                 | 0.00%                    |
| Sri Lanka                   | 2                     | -                               | -                 | 0.00%                    |
| <b>Asia Pacific Total</b>   | <b>2,117</b>          | <b>338</b>                      | <b>0</b>          | <b>0.00%</b>             |

\*People's Republic of China – China, Hong Kong (SAR), and Macao (SAR); Republic of China – Taiwan, Republic of Korea – South Korea

### Top 5 countries with the most mpox cases globally (Jan. 1 to Sep. 26, 2023)

| Country                      | Cumulative Cases 2023 | New Cases Since Previous Report | Cumulative Deaths | Case Fatality Rate (CFR) |
|------------------------------|-----------------------|---------------------------------|-------------------|--------------------------|
| People's Republic of China   | 1,475                 | 331                             | 0                 | 0.00%                    |
| United States of America     | 1,033                 | 0                               | 30                | 2.90%                    |
| Democratic Republic of Congo | 610                   | 0                               | 2                 | 0.33%                    |
| Brazil                       | 456                   | 0                               | 2                 | 0.44%                    |
| Thailand                     | 448                   | 61                              | 1                 | 0.22%                    |



## Mpox cases per region

| REGION       | CUMULATIVE CONFIRMED CASES (JAN. 1 – OCT. 17, 2023) | NEW CASES SINCE THE PREVIOUS REPORT | CUMULATIVE DEATHS | CASE FATALITY RATE |
|--------------|---|-------------------------------------|-------------------|--------------------|
| AFRICA       | 757   | 1                                   | 5                 | 0.66%              |
| AMERICAS     | 3,110   | 3                                   | 75                | 2.41%              |
| ASEAN        | 468   | 65                                  | 1                 | 0.21%              |
| ASIA PACIFIC | 2,117   | 338                                 | -                 | 0.00%              |
| EUROPE       | 516   | 107                                 | 2                 | 0.39%              |
| MIDDLE EAST  | 12  | 0                                   | -                 | 0.00%              |
| <b>TOTAL</b> | <b>6,980</b>  | <b>514</b>                          | <b>83</b>         | <b>1.19%</b>       |

World Health Organization. "2022-23 Mpox (Monkeypox) Outbreak Global Trends," accessed October 17, 2023, [https://worldhealthorg.shinyapps.io/mpx\\_global/](https://worldhealthorg.shinyapps.io/mpx_global/).

## Regional Updates

- Indonesia:** A second mpox case was reported in Indonesia, specifically in DKI Jakarta, and was confirmed as positive by PCR on October 13. The patient was domiciled in Jakarta and was not traveling abroad. The disease is transmitted through droplets, skin contact, wound contact, and sexual contact (Salama, 2023). The Indonesian Health Ministry has confirmed a local transmission case of mpox in Jakarta, despite the patient's lack of overseas travel history (Firdaus and Sulistiyandari, 2023). The DKI Jakarta Health Service is tracing cases of six to seven people who had close contact with the patient. The patient is currently undergoing treatment at a local hospital and is experiencing fever and lesions. Mpox has no longer been classified as a Public Health Emergency of International Concern by the World Health Organization. The number of confirmed cases worldwide is 90,618, with 517 deaths. [\[Full article \(Firdaus and Sulistiyandari, 2023\)\]](#) [\[Full article \(Salama, 2023\)\]](#)
- Vietnam:** Ho Chi Minh City has reported 19 mpox cases, a 5.3% increase from the previous four weeks (Hang, 2023). The city is isolating and treating 12 cases, all in stable health. Additionally, four suspected cases of mpox were confirmed positive, all with men, including two on ARV treatment. [\[Full article\]](#)





## References

- ABS-CBN News. (2023). DOH adds 1,252 COVID cases, 12 more deaths. ABS-CBN News; ABS-CBN News. <https://news.abs-cbn.com/news/10/18/23/doh-adds-1252-covid-cases-12-more-deaths> [Accessed: 18 October 2023]
- Firdaus, A. and Sulistiyandari, R. (2023). Monkeypox case in Jakarta comes from local transmission: Ministry. [online] Antara News. Available at: <https://en.antaranews.com/news/296403/monkeypox-case-in-jakarta-comes-from-local-transmission-ministry> [Accessed 19 Oct. 2023].
- Hang, D. (2023) TP.HCM: Ghi nhận 19 ca đầu mùa khi, CA Mắc Sốt Xuất huyết Gia Tăng; Y TẾ: Vietnam+ (vietnamplus), VietnamPlus. Available at: <https://www.vietnamplus.vn/tphcm-ghi-nhan-19-ca-dau-mua-khi-ca-mac-sot-xuat-huyet-gia-tang/902458.vnp> [Accessed: 19 October 2023].
- Hope, R. (2023). COVID-19: 167,000 people may have caught coronavirus in hospital in England during second wave, study suggests. Sky News. <https://news.sky.com/story/covid-19-167-000-people-may-have-caught-coronavirus-in-hospital-in-england-during-second-wave-study-suggests-12987068> [Accessed: 18 October 2023]
- Novinite.com. (2023). COVID-19 in Bulgaria: 417 New Cases in the Last 24 hours - Novinite.com - Sofia News Agency. Wwww.novinite.com. <https://www.novinite.com/articles/221873/COVID-19-in+Bulgaria%3A+417+New+Cases+in+the+Last+24+hours> [Accessed: 18 October 2023]
- Payne, E. (2023) Two additional deaths reported by Ottawa Public Health in weekly COVID-19 update, Canada.com. Available at: <https://o.canada.com/news/local-news/two-additional-deaths-reported-by-ottawa-public-health-in-weekly-covid-19-update> [Accessed: 19 October 2023].
- PTI (2023) India Records 38 new covid- 19 cases, Zee Business. Available at: <https://zeebiz.com/india/news-india-records-38-new-covid-19-cases-260126> [Accessed: 19 October 2023].
- Salama, N. (2023). Kasus Kedua Monkeypox di Jakarta (Indonesia) Ditemukan Transmisi Lokal, Jangan Panik & Tetap Waspada dengan Cara Melakukan Pencegahan & Deteksi Dini. [online] KOMPASIANA. Available at: <https://www.kompasiana.com/ngabilasalama/652dead4110fce2a9134b8b2/kasus-kedua-monkeypox-di-jakarta-indonesia-ditemukan-transmisi-lokal-jangan-panik-tetap-waspada-dengan-pencegahan-deteksi-dini> [Accessed 19 Oct. 2023].
- Suckhoedoisong.vn (2023). Tin COVID hôm nay tối 18/10: Có 13 ca COVID-19 mới, bệnh nhân thở oxy tăng gấp đôi. [online] suckhoedoisong.vn. Available at: <https://suckhoedoisong.vn/ngay-18-10-co-13-ca-covid-19-moi-benh-nhan-tho-oxy-tang-gap-doi-169231018180019201.htm> [Accessed 19 Oct. 2023].
- Zakaullah (2023) NIH confirms 14 covid-19 cases in last week, Associated Press of Pakistan. Available at: <https://www.app.com.pk/national/nih-confirms-14-covid-19-cases-in-last-week/> [Accessed: 19 October 2023].





Report generated by

**ASEAN Biodiaspora Virtual Center (ABVC)**  
in collaboration with **Bluedot Inc.**

Email: [support@biodiaspora.org](mailto:support@biodiaspora.org)

Facebook: <https://facebook.com/ASEANBiodiaspora>

Instagram: <https://instagram.com/ASEANBiodiaspora>



**ASEAN  
BIODIASPORA  
VIRTUAL CENTER**