



This report aims to provide the current situation on infectious and emerging diseases in the ASEAN Region. We collate various information from multiple official sources and publicly available sources and is published every week on Wednesday. For feedback and/or suggestions, please write to support@biodiaspora.org

Editorial

ASEAN SECRETARIAT

Programme Coordinator (Health Security)
Mitigation of Biological Threats (MBT) Programme

Michael Glen, MSSc

CONSULTANT

Advisory – Regional Expert

Ferdinal Fernando, MD, MDM

EDITORIAL TEAM

Editor-in-Chief

Abdurrahman, MPH

Managing Editor

Aldilas Achmad Nursetyo, MD, MS

Associate Editor

Abdul Haris Ibrahim, MHI

Habibi Rohman Rosyad, MSc

Copy Editor

Ajeng Sekar Pratiwi, A.Md

Dwi Sasongko, A.Md.

Supporting Staff

Svetlana Pratiwi, SKM

Divva Kaamila, S.Tr.Kom

Natasha Alicia Putri, S.Tr.Kom

PUBLISHER

ASEAN Biodiaspora Virtual Center

2/F Ministry of Health, Jl. H.R. Rasuna Said, Blok X5, Kav.
4-9, Jakarta Selatan, Jakarta, Indonesia

E-mail: support@biodiaspora.org

Facebook: <https://facebook.com/ASEANBiodiaspora>

Instagram: <https://instagram.com/ASEANBiodiaspora>

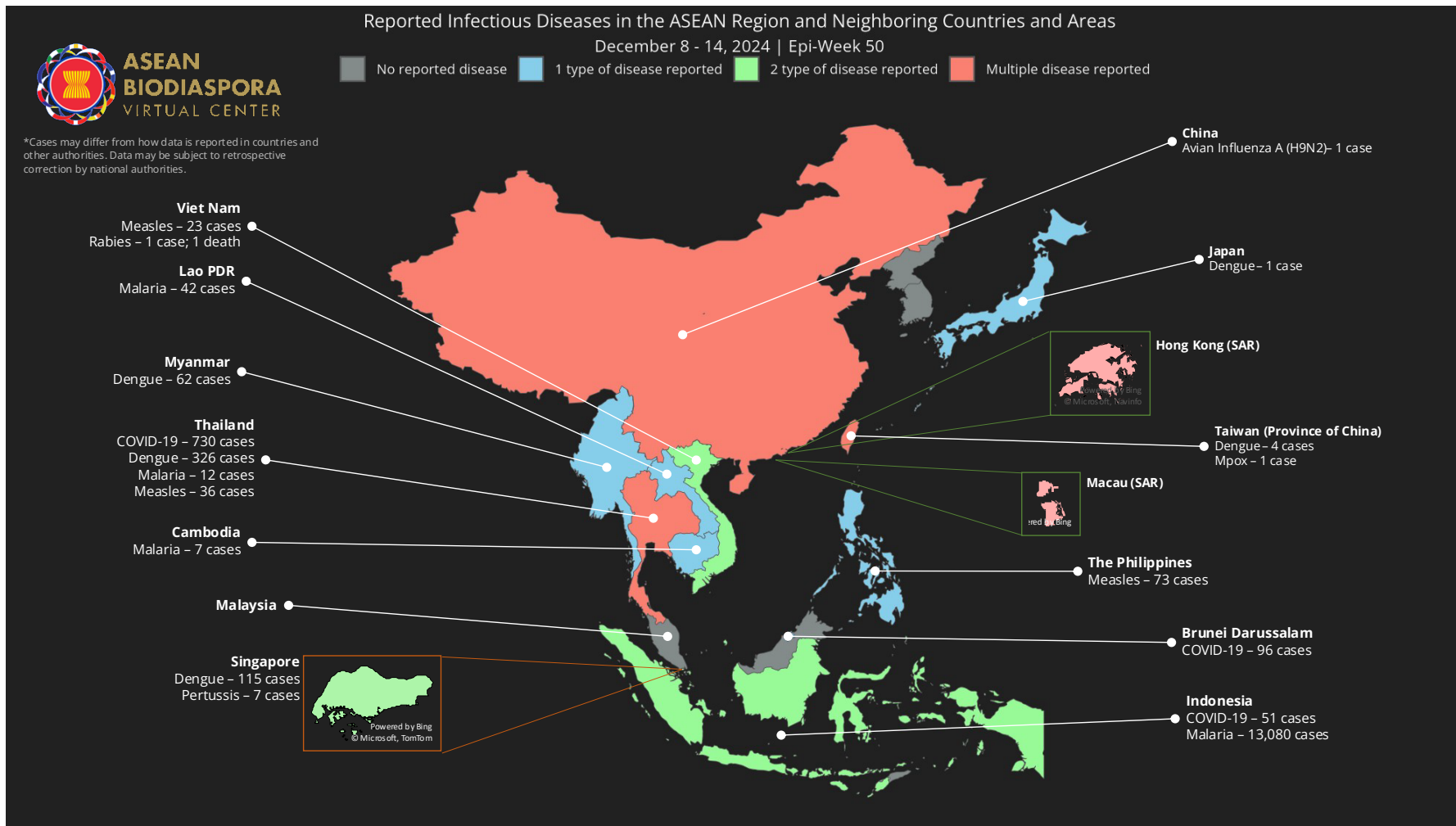


Table of Contents

Reported Infectious Diseases in the ASEAN Region and Neighboring Countries	1
Emerging Diseases	2
Mpox	2
Mpox Cases Reported in the ASEAN Region	2
Mpox Highlights and Situation Overview	3
Mpox Cases in the ASEAN Region	3
Top 5 Countries with Most Mpox Cases Globally	3
Mpox Cases per Region	3
Trend of Mpox in the ASEAN Region	4
Trend of Mpox among ASEAN Member States	4
Distribution of Mpox Variants in The Global	5
Distribution of Mpox Variants in The ASEAN and Neighbouring Countries	5
COVID-19	6
COVID-19: Highlights and Situation Overview	6
ASEAN Weekly COVID-19 Cases and Deaths	6
Trends of Influenza Confirmed Cases in the ASEAN region	6
COVID-19 Variants Frequencies Among the ASEAN Member States	7
COVID-19 Variants Frequencies in the ASEAN Region	7
Zoonosis	8
Rabies	8
Rabies Cases in the ASEAN Region Map	8
Rabies Cases in the ASEAN Region Table	8
Vector-Borne Diseases	9
Dengue	9
Dengue Cases in the ASEAN Region Map	9
Dengue Cases in the ASEAN Region Table	9
Malaria	10
Malaria Cases in the ASEAN Region Map	10
Malaria Cases in the ASEAN Region Table	10
Vaccine-Preventable Diseases	11
Measles	11
Measles Cases in the ASEAN Region Map	11
Measles Cases in the ASEAN Region Table	11
Annex 1. Infectious Diseases in the ASEAN Region – Summary Table	12

Reported Infectious Diseases in the ASEAN Region and Neighbouring Countries and Areas

Epidemiological Week 50 | December 8 – 14, 2024



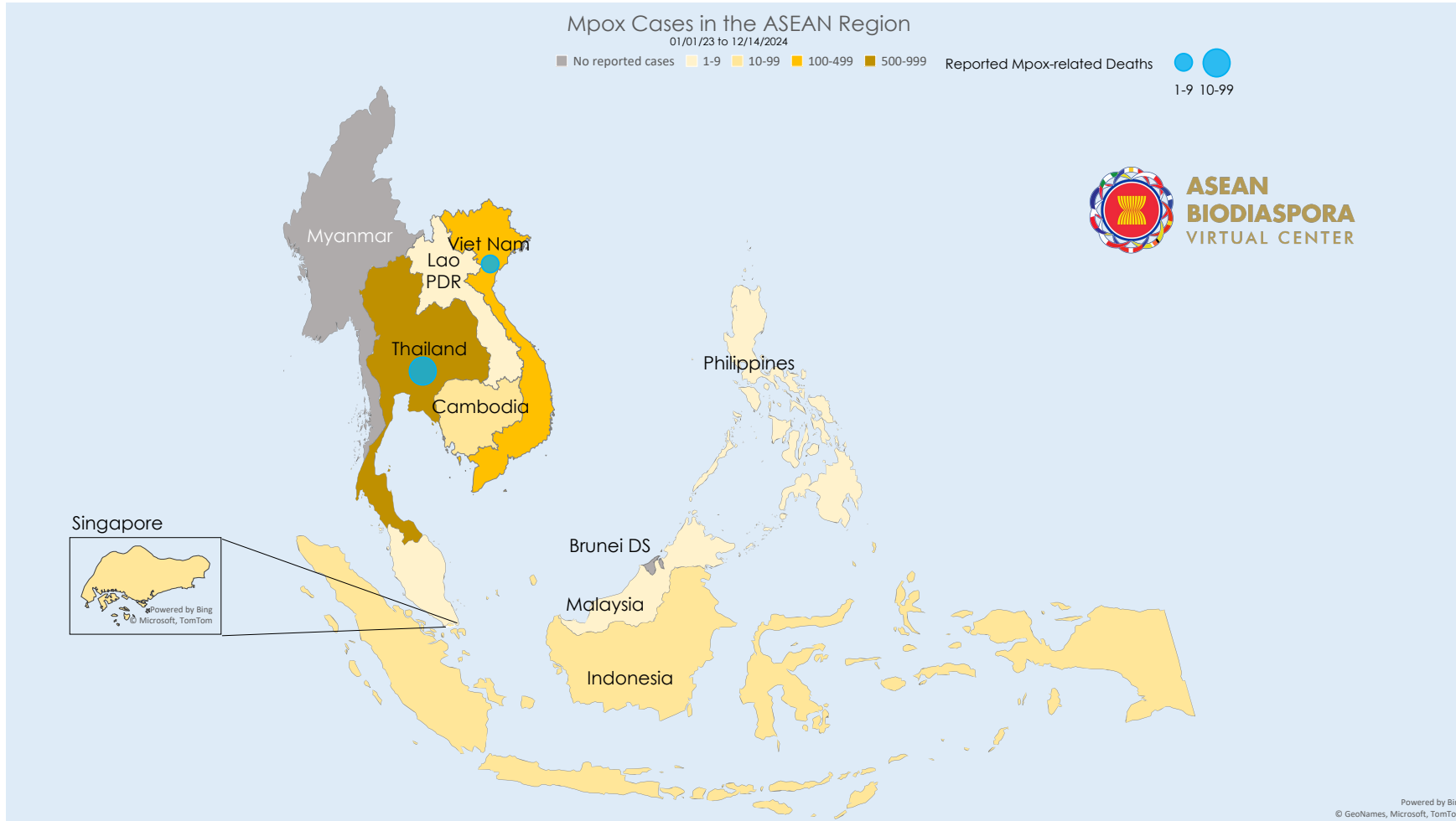
Source: AMS Official Sources, [WHO](#), [Our World in Data](#), and [Bluedot Platform](#), accessed on December 17, 2024



EMERGING DISEASES

Mpox Cases Reported in the ASEAN Region

January 1, 2023 – December 14, 2024



Source:

1. Ministry of Health Republic of Indonesia
2. Ministry of Health Singapore, accessed December 17, 2024, <https://www.moh.gov.sg/resources-statistics/infectious-disease-statistics/2023/weekly-infectious-diseases-bulletin>



Mpox: Highlights and Situation Overview

- From 1 January 2023 to 14 December 2024, **33,188** confirmed cases worldwide since 2023, including **199** deaths. Globally, the CFR was **0.60 %**.
- **1,243 confirmed cases** including **18 deaths** in the **ASEAN** region, with a CFR of **1.45%**.
- **31,945 confirmed cases** of mpox have been reported in **other regions** (other than the ASEAN region):

Mpox cases in the ASEAN region (Jan. 1, 2023 to Dec. 14, 2024)

ASEAN Member States	Cumulative Cases 2023-2024	New Cases Since Previous Report	Cumulative Deaths 2023-2024	CFR
Cambodia ¹	20	0	0	0.00%
Indonesia ²	87	0	0	0.00%
Lao PDR ³	1	0	0	0.00%
Malaysia ³	10	0	0	0.00%
Philippines ⁴	28	0	0	0.00%
Singapore ⁵	48	0	0	0.00%
Thailand ³	846	0	10	1.18%
Vietnam ³	203	0	8	3.94%
ASEAN Total	1,243	0	18	1.45%

Source:

1. Ministry of Health Cambodia
2. Ministry of Health Republic of Indonesia
3. Our World in Data, accessed on December 17, 2024 (<https://ourworldindata.org/monkeypox>)
4. Department of Health Philippines
5. Ministry of Health Singapore, accessed December 17, 2024, (<https://www.moh.gov.sg/resources-statistics/infectious-disease-statistics/2023/weekly-infectious-diseases-bulletin>)

Top 5 countries with the most mpox cases globally (Jan. 1, 2023 to Dec. 14, 2024)

Country	Cumulative Cases	New Cases Since Previous Report	Cumulative Deaths	CFR
Democratic Republic of Congo	10,423	0	45	0.43%
United States of America	4,099	0	10	0.24%
People's Republic of China	2,707	0	1	0.04%
Brazil	2,329	0	2	0.09%
Burundi	1,874	0	0	0.00%

Source: Our World in Data, accessed on December 17, 2024 (<https://ourworldindata.org/monkeypox>)

Mpox cases per region (Jan. 1, 2023 to Dec. 14, 2024)

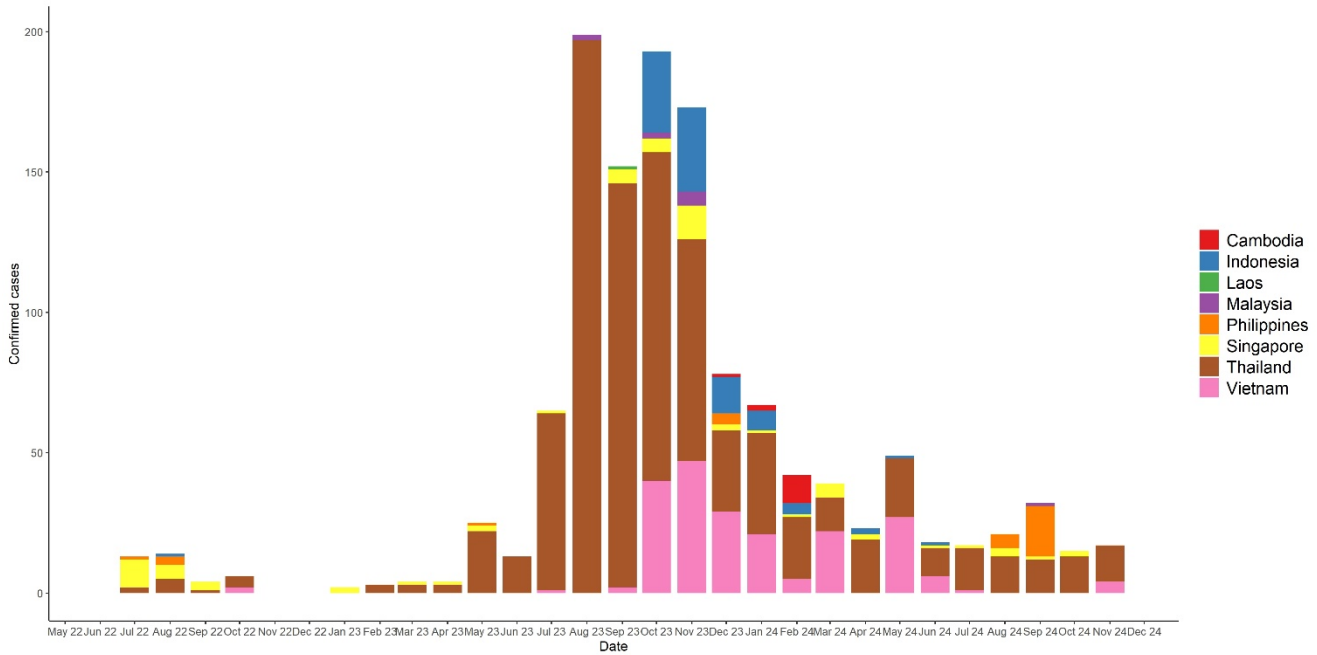
REGIONS	CUMULATIVE CASES 2023-2024	NEW CASES SINCE THE PREVIOUS REPORT	CUMULATIVE DEATHS	CFR
AFRICA	13,387	0	60	0.45%
AMERICAS	9,461	0	95	1.00%
ASEAN	1,243	0	18	1.45%
ASIA & OCEANIA	6,460	0	22	0.34%
EUROPE	2,637	0	4	0.15%
TOTAL	33,188	0	199	0.60%

Source: Our World in Data, accessed on December 17, 2024 (<https://ourworldindata.org/monkeypox>)



Trend of Mpox Confirmed Cases in the ASEAN Region

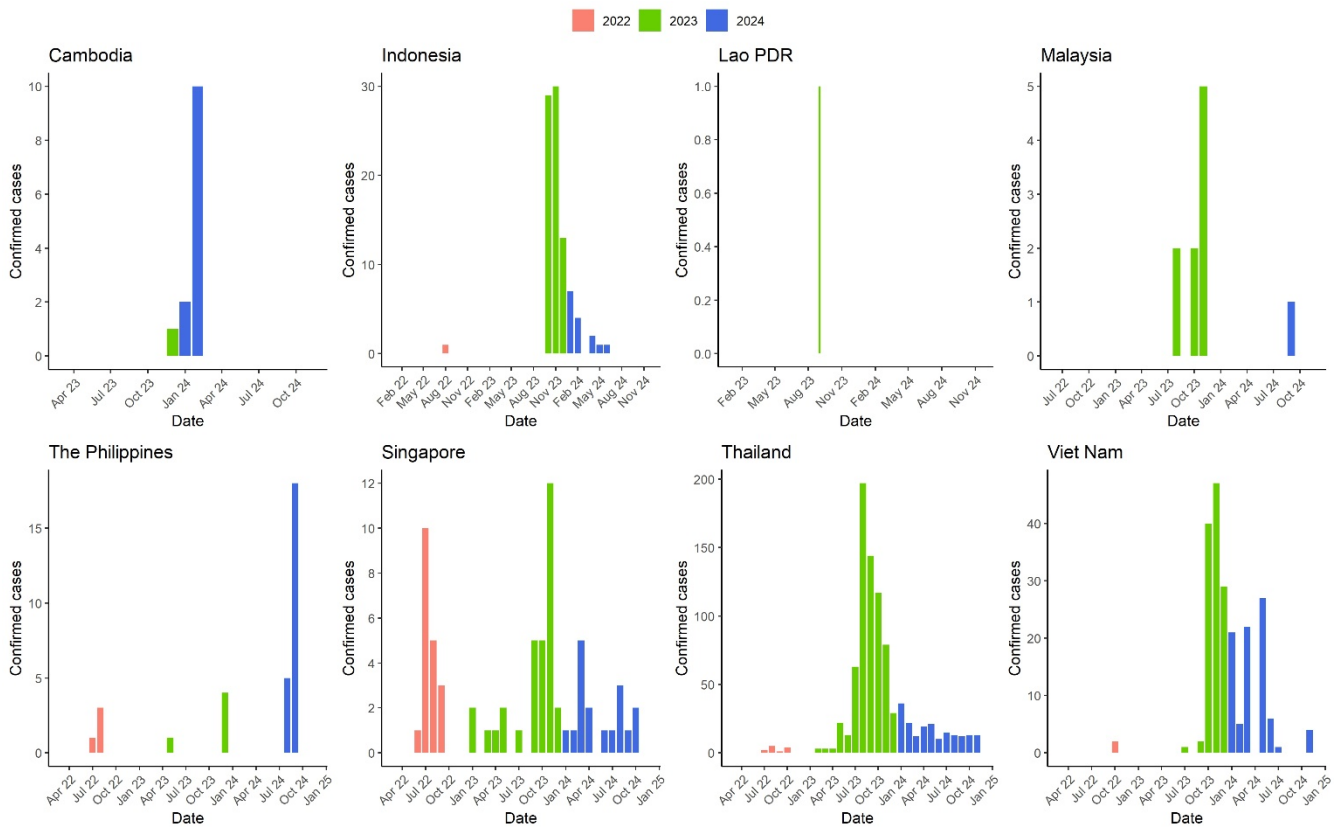
January 1, 2022 to December 14, 2024



Source: Our World in Data, accessed on December 17, 2024 (<https://ourworldindata.org/monkeypox>)

Trend of Mpox Confirmed Cases among ASEAN Member States

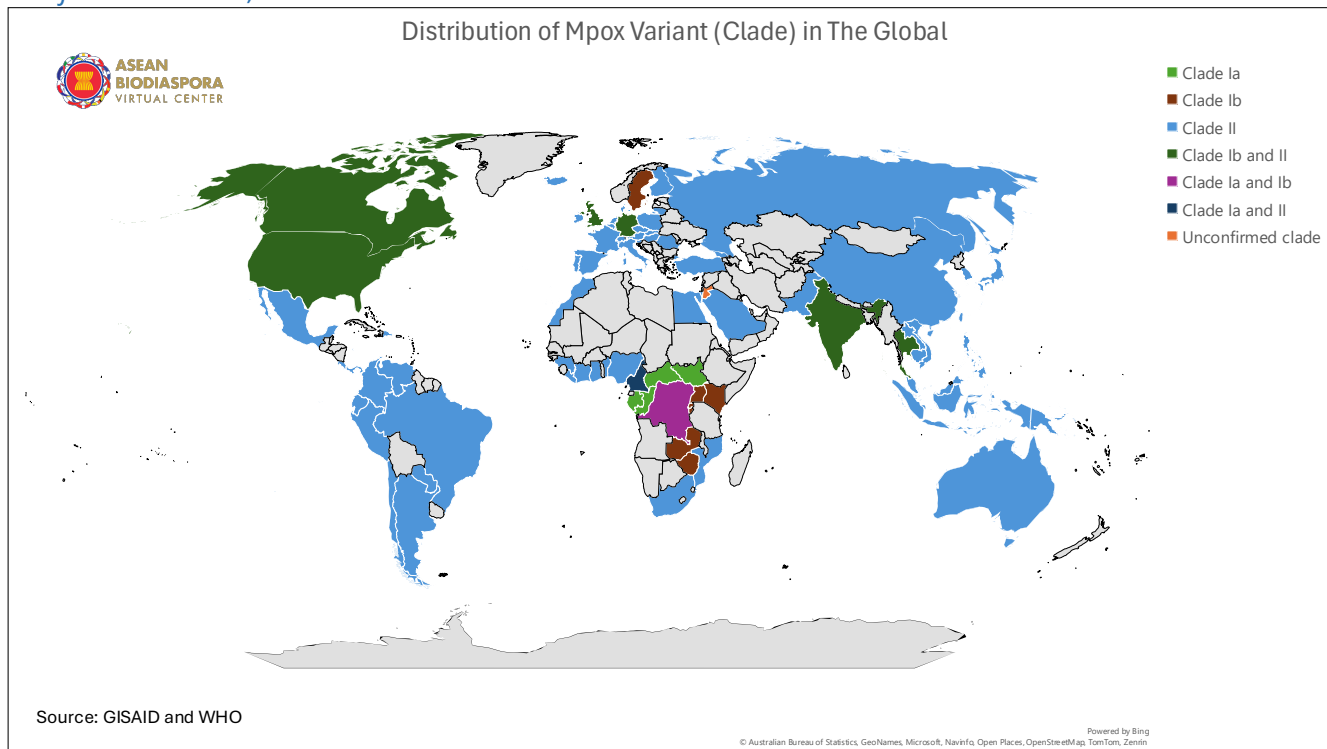
January 1, 2022 to December 14, 2024



Source: Our World in Data, accessed on December 17, 2024 (<https://ourworldindata.org/monkeypox>)

Distribution of Mpox Variants in The Global

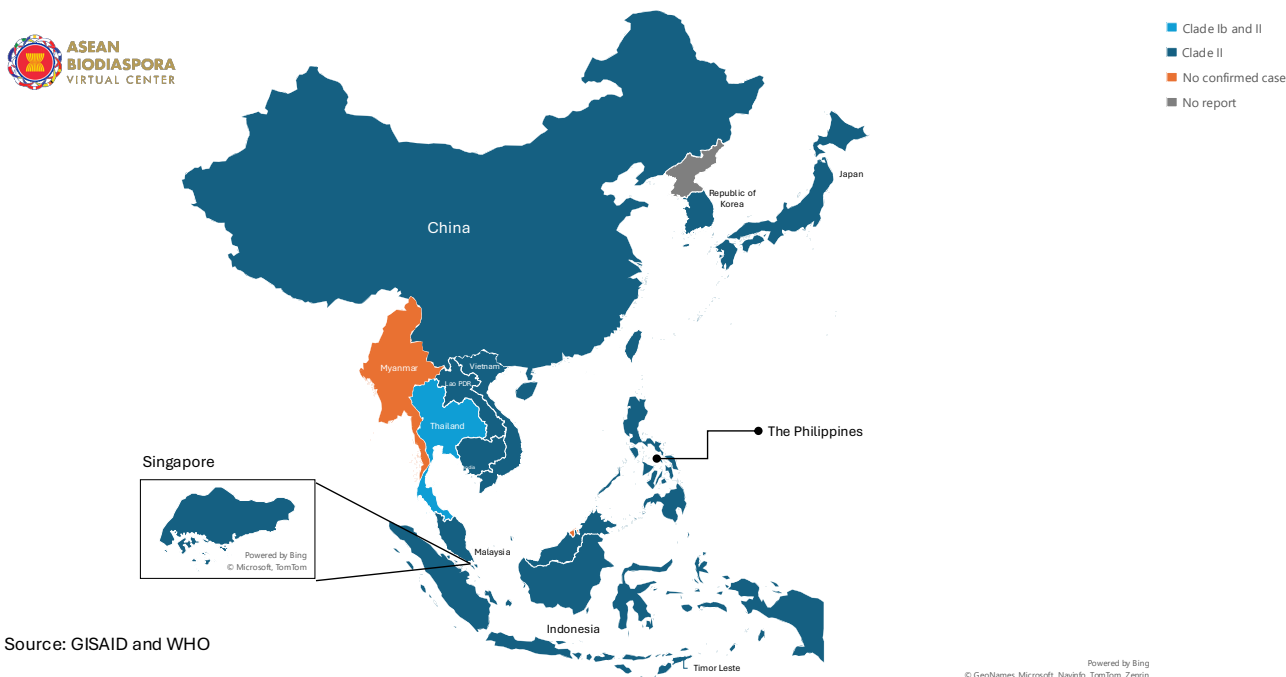
As of December 14, 2024



Distribution of Mpox Variants in the ASEAN and Neighbouring Countries and Areas

As of December 14, 2024

Distribution of Mpox Variant (Clade) in ASEAN and Neighbouring Countries and Areas

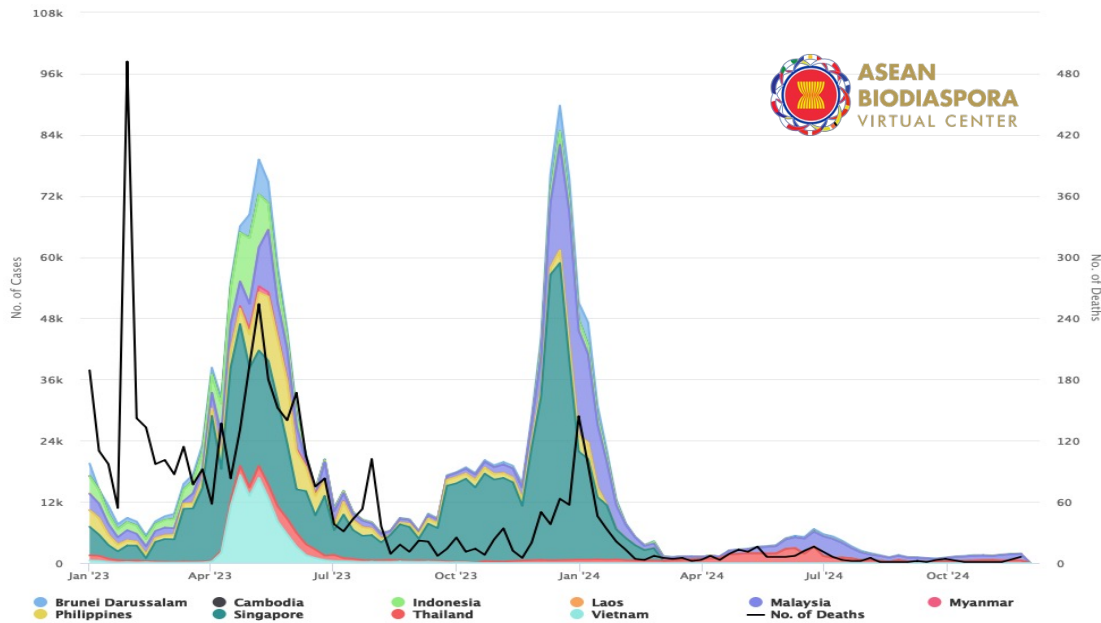


COVID-19: Highlights and Situation Overview

- As of 14 December 2024 (5PM, GMT+7), there were **704,841,563** confirmed cases **worldwide**, including **7,010,826 deaths**. Globally, Case Fatality Rate (CFR) was **1.00%**.
- **37,085,975 total confirmed cases** of COVID-19 have been reported in the **ASEAN Region**.
- The CFR in the **ASEAN Region** was **1.00%**.

ASEAN Weekly COVID-19 Cases and Deaths

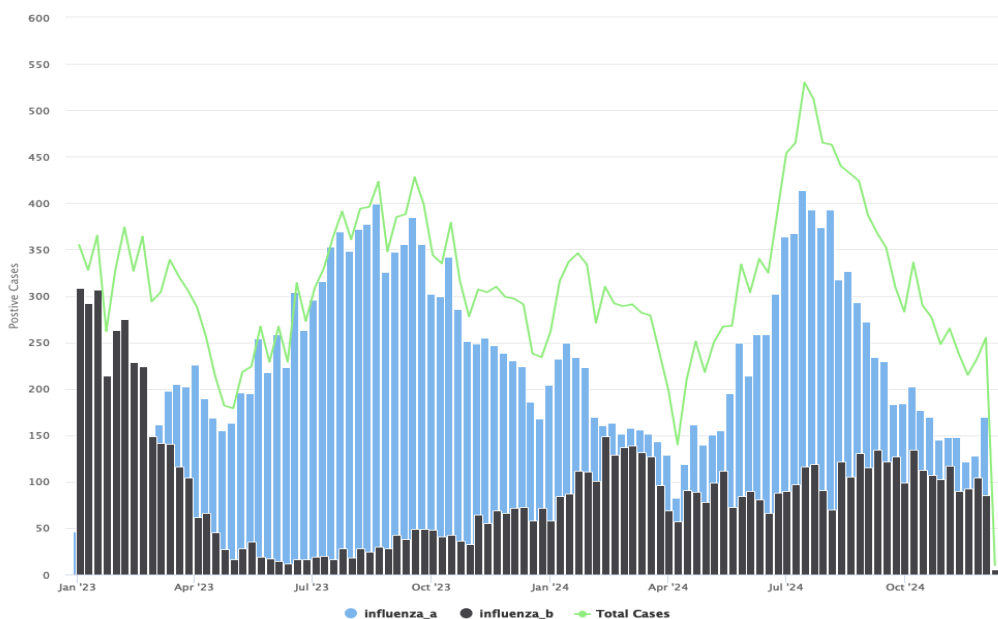
From January 1, 2023 to December 14, 2024



Source: [Singapore Government and the WHO](#), accessed on December 17, 2024

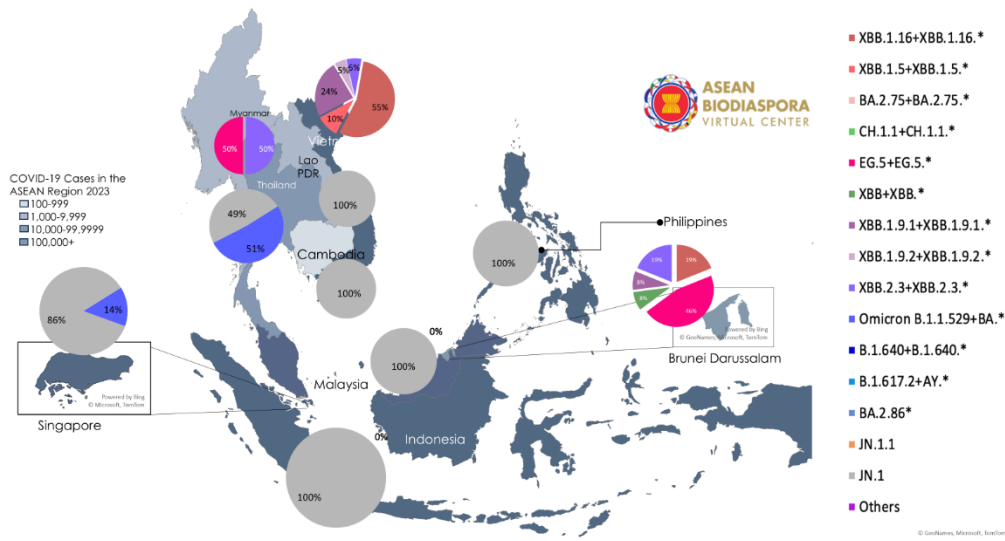
Trends of Influenza Confirmed Cases in the ASEAN region

From January 1, 2023 to December 14, 2024



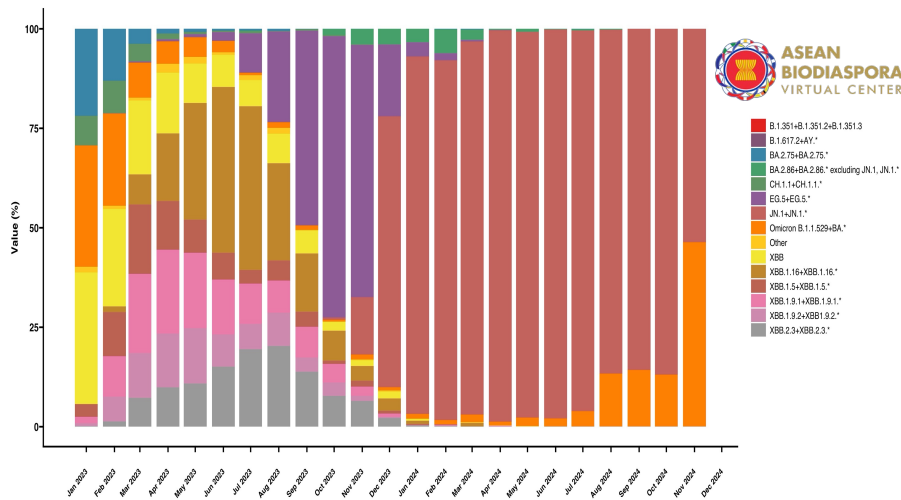
Source: FluNet, accessed on December 17, 2024 (<https://www.who.int/tools/fluNet>)

COVID-19 Variants Frequencies Among the ASEAN Member States In November 2024



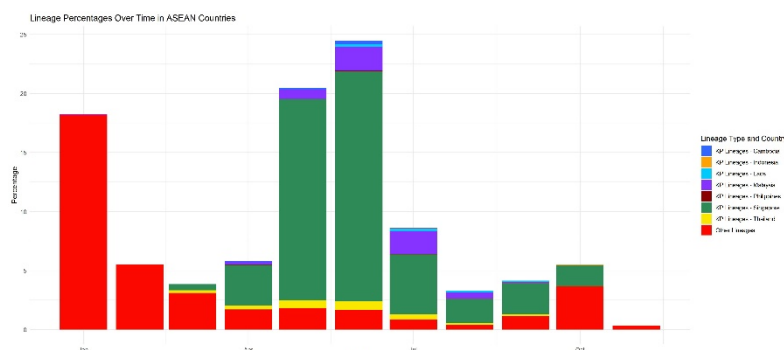
Source: GISAID. "hCoV-19 Variants Dashboard," accessed December 3, 2024, <https://gisaid.org/hcov-19-variants-dashboard/>.

COVID-19 Variants Frequencies in the ASEAN Region From January 2023 to December 2024



Source: GISAID. "hCoV-19 Variants Dashboard," accessed December 17, 2024, <https://gisaid.org/hcov-19-variants-dashboard/>.

COVID-19 "KP" Sub-Variant detected in the ASEAN region From January 2024 to November 2024

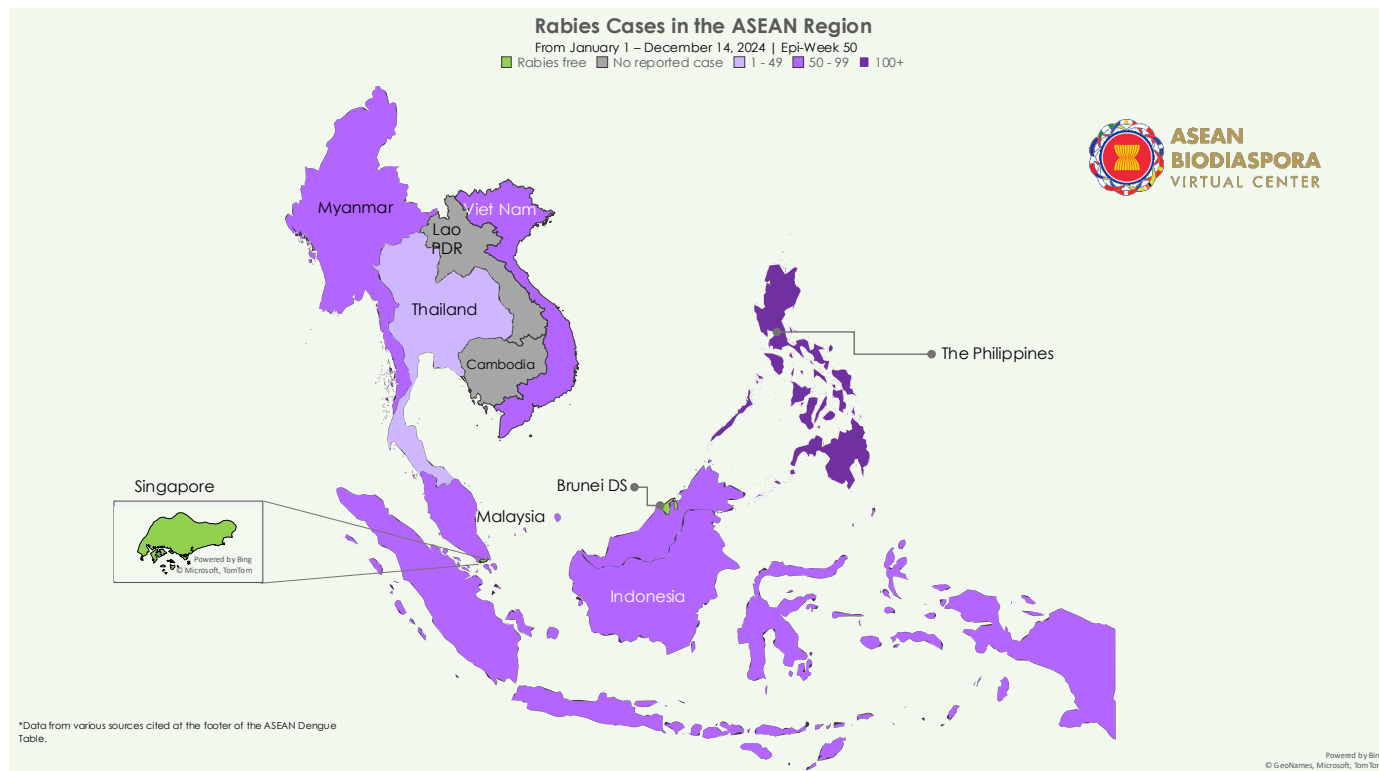


Source: GISAID. "hCoV-19 Variants Dashboard," accessed on December 17, 2024 (<https://gisaid.org/hcov-19-variants-dashboard/>)

ZOONOSIS

Rabies Cases in the ASEAN Region

From January 1 to December 14, 2024 (Epi-Week 50)



Rabies cases in the ASEAN region

Country	Epi-Week Reported	Cumulative Rabies Cases	New Cases Since Previous Report	Cumulative Deaths	CFR
Brunei Darussalam			Rabies-free country		
Cambodia	-	-	-	-	-
Indonesia¹	Week 48	102	-	102	100%
Lao PDR	-	-	-	-	-
Malaysia²	Week 24	79	-	79	100%
Myanmar³	Week 50	79	-	79	100%
Philippines²	Week 39	354	-	354	100%
Singapore			Rabies-free country		
Thailand⁴	Week 48	5	0	5	100%
Viet Nam²	Week 50	80	1	80	100%
Total		696	1	696	100%

Source:

1. Ministry of Health, Republic of Indonesia
2. Bluedot Platform, accessed December 17, 2024 (<https://portal.bluedot.global/>)
3. Department of Public Health, Ministry of Health, Myanmar
4. Bureau of Epidemiology, Department of Disease Control, Ministry of Public Health Thailand, accessed December 17, 2024

- The **ASEAN** region reported **1** new rabies cases since the previous report. The region reported **696** total cases with **100%** CFR.

VECTOR-BORNE DISEASES

Dengue Cases in the ASEAN Region

From January 1 to December 14, 2024 (Epi-Week 50)



Dengue cases in the ASEAN region

Country	Epi-Week Reported	Cumulative Dengue Cases	New Cases Since the Previous Report	Cumulative Deaths	New Deaths	CFR
Brunei Darussalam	-	-	-	-	-	-
Cambodia¹	Week 46	17,088	-	43	-	0.25%
Indonesia^{2*}	Week 46	218,356	-	1,259	-	0.58%
Lao PDR¹	Week 46	18,488	-	2	-	0.01%
Malaysia^{1,3}	Week 45	112,833	-	104	-	0.09%
Myanmar⁴	Week 49	6,293	62	15	-	0.24%
Philippines⁵	Week 45	314,785	-	546	-	0.17%
Singapore^{6**}	Week 49	13,375	115	0	0	0.00%
Thailand^{7***}	Week 50	104,101	326	86	0	0.08%
Viet Nam¹	Week 46	119,824	-	20	-	0.02%
Total		925,143	503	2,075	-	0.22%

Source:

1. WHO WPRO, "Dengue," World Health Organization, accessed December 17, 2024 (<https://www.who.int/westernpacific/emergencies/surveillance/dengue>).
2. Ministry of Health, Republic of Indonesia
3. Senarai Kenyataan Akhbar Demam Denggi dan Chikungunya, Kementerian Kesihatan Malaysia, accessed December 17, 2024 (https://www.moh.gov.my/index.php/database_stores/store_view/17).
4. Department of Public Health, Ministry of Health, Myanmar
5. Bluedot Developer Portal, accessed December 17, 2024, (<https://developer-portal.bluedot.global/>).
6. Ministry of Health. "Weekly Infectious Disease Bulletin", accessed December 17, 2024. (<https://www.moh.gov.sg/resources-statistics/infectious-disease-statistics/2024/weekly-infectious-diseases-bulletin>)
7. Bureau of Epidemiology, Department of Disease Control, Ministry of Public Health Thailand, accessed December 17, 2024, (https://dvis3.ddc.moph.go.th/t/DDC_CENTER_DOE/views/DDS2/sheet33?%3Aembed=y&%3AisGuestRedirectFromVizportal=y)

- The **ASEAN** region reported **503** new dengue cases since the previous report. The region reported **925,143** total cases with **0.22%** CFR.

Malaria Cases in the ASEAN Region

From January 1 to December 14, 2024 (Epi-Week 50)



Malaria cases in the ASEAN region

Country	Epi-Week Reported	Cumulative Malaria Cases	New Cases Since the Previous Report	Cumulative Deaths	CFR
Brunei Darussalam	-	-	-	-	-
Cambodia¹	Week 50	349	7	0	0.00%
Indonesia²	Week 50	456,479	13,080	192	0.04%
Lao PDR³	Week 50	19,934	42	11	0.06%
Malaysia⁴	Week 30	24	-	0	0.00%
Myanmar⁵	Week 49	167,590	0	1	0.00%
Philippines⁴	Week 6	2	-	0	0.00%
Singapore⁶	Week 49	25	0	0	0.00%
Thailand⁷	Week 50	4,145	12	2	0.03%
Viet Nam⁴	Week 48	166	-	0	0.00%
Total		648,714	13,141	206	0.03%

Source:

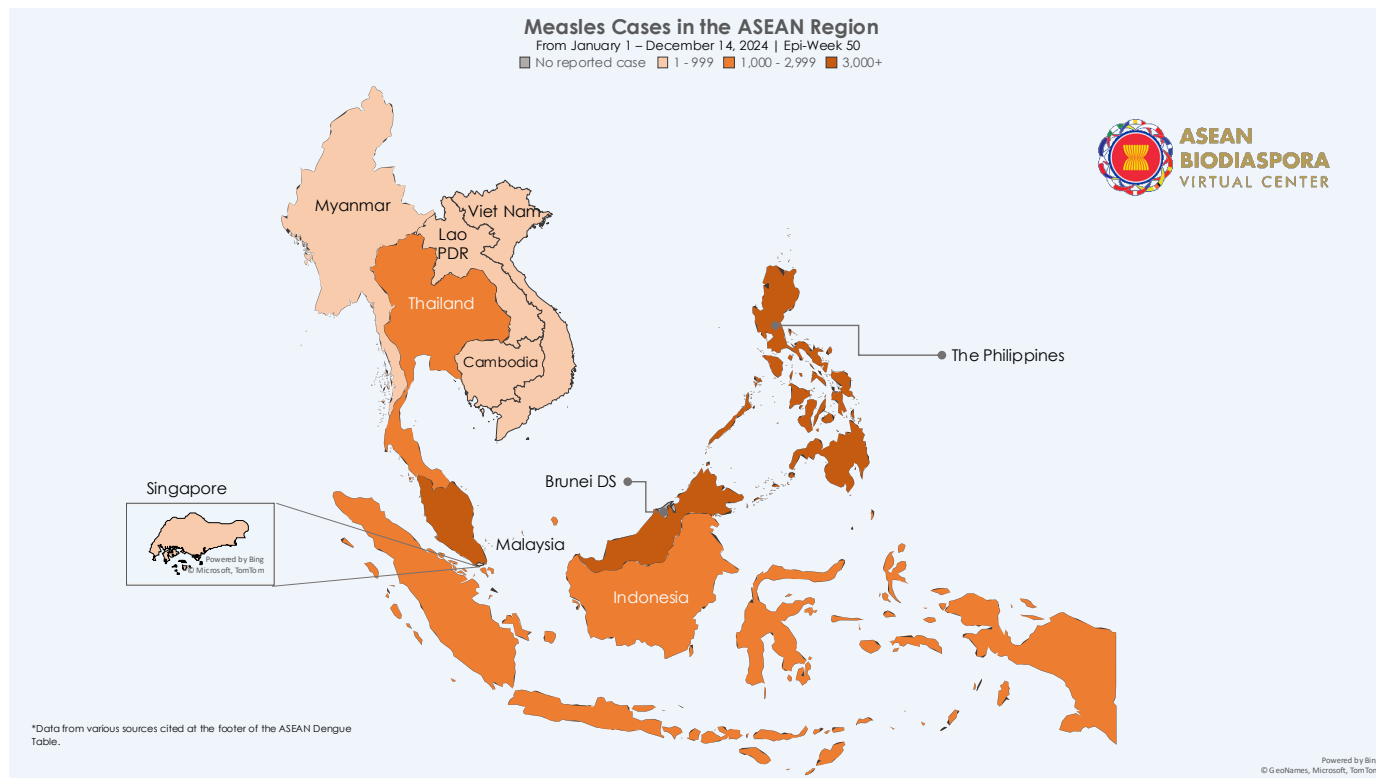
1. Cambodia National Malaria Center, accessed December 17, 2024 (<https://mis.cnm.gov.kh/Dashboard>)
2. Malaria Cases in Indonesia, accessed December 17, 2024 (<https://malaria.kemkes.go.id/case>)
3. Centre of Information and Education for Health, Ministry of Health Lao PDR, accessed December 17, 2024 (<https://www.facebook.com/CCEH.MoH.Lao/>)
4. Bluedot Platform, accessed December 17, 2024 (<https://portal.bluedot.global/>)
5. Department of Public Health, Ministry of Health, Myanmar
6. Ministry of Health Singapore, accessed December 17, 2024 (<https://www.moh.gov.sg/resources-statistics/infectious-disease-statistics/2024/weekly-infectious-diseases-bulletin>)
7. Bureau of Epidemiology, Department of Disease Control, Ministry of Public Health Thailand, accessed December 17, 2024 (https://dvis3.ddc.moph.go.th/t/DDC_CENTER_DOE/views/DDS2/sheet33?%3Aembed=y&%3AisGuestRedirectFromVizportal=y)

- The **ASEAN** region reported **13,141** new malaria cases since the previous report. The region reported **648,714** total cases with **0.03%** CFR.

VACCINE-PREVENTABLE DISEASES

Measles Cases in the ASEAN Region

From January 1 to December 14, 2024 (Epi-Week 50)



Measles cases in the ASEAN region

Country	Epi-Week Reported	Cumulative Measles Cases	New Cases Since the Previous Report	Cumulative Deaths	CFR
Brunei Darussalam	-	-	-	-	-
Cambodia¹	Week 27	4	0	0	0.00%
Indonesia²	Week 44	1,977	0	0	0.00%
Lao PDR¹	Week 40	1	0	0	0.00%
Malaysia¹	Week 44	3,574	0	0	0.00%
Myanmar³	Week 50	29	0	0	0.00%
Philippines¹	Week 44	3,686	73	3	0.08%
Singapore⁴	Week 49	11	0	0	0.00%
Thailand⁵	Week 50	5,965	36	1	0.02%
Viet Nam¹	Week 44	852	23	0	0.00%
Total		16,099	132	4	0.03%

Source:

1. Provisional Measles and Rubella Data, World Health Organization, accessed December 17, 2024 (<https://immunizationdata.who.int/global?topic=Provisional-measles-and-rubella-data&location=>)
2. Ministry of Health, Republic of Indonesia
3. Department of Public Health, Ministry of Health, Myanmar
4. Ministry of Health Singapore, accessed December 17, 2024, (<https://www.moh.gov.sg/resources-statistics/infectious-disease-statistics/2023/weekly-infectious-diseases-bulletin>)

- The **ASEAN** region reported **132** new measles cases since the previous report. The region reported **16,099** total cases with **0.03%** CFR.



Annex 1. Infectious Diseases in the ASEAN Region – Summary Table

Epidemiological Week 49 | From January 1 to December 7, 2024

Infectious Diseases	COVID-19 (2023 – 2024)			Mpox (2023 – 2024)			Rabies		
	Cum. Cases	Cum. Deaths	CFR	Cum. Cases	Cum. Deaths	CFR	Cum. Cases	Cum. Deaths	CFR
Brunei Darussalam	88,266	77	0.09%	-	-	-	Rabies-free Country		
Cambodia	887	-	0.00%	20	0	0.00%	-	-	-
Indonesia	118,541	1,454	1.23%	87	0	0.00%	102	102	100%
Lao PDR	1,474	87	5.90%	1	0	0.00%	-	-	-
Malaysia	306,263	494	0.16%	10	0	0.00%	79	79	100%
Myanmar	9,664	4	0.04%	-	-	-	79	79	100%
Philippines	141,371	1,467	1.04%	28	0	0.00%	354	354	100%
Singapore	819,481	313	0.04%	48	0	0.00%	Rabies-free Country		
Thailand	88,097	1,075	1.22%	846	10	1.18%	5	5	100%
Viet Nam	101,828	20	0.02%	203	8	3.94%	80	80	100%
ASEAN Region	1,675,872	4,991	0.30%	1,243	18	1.45%	696	696	100%

Infectious Diseases	Dengue			Malaria			Measles		
	Cum. Cases	Cum. Deaths	CFR	Cum. Cases	Cum. Deaths	CFR	Cum. Cases	Cum. Deaths	CFR
Brunei Darussalam	-	-	-	-	-	-	-	-	-
Cambodia	17,088	43	0.25%	349	0	0%	4	0	0%
Indonesia	218,356	1,259	0.58%	456,479	192	0.04%	1,977	0	0%
Lao PDR	18,488	2	0.01%	19,934	11	0.06%	1	0	0%
Malaysia	112,833	104	0.09%	24	0	0%	3,574	0	0%
Myanmar	6,293	15	0.24%	167,590	1	0.00%	29	0	0%
Philippines	314,785	546	0.17%	2	0	0%	3,686	3	0.08%
Singapore	13,375	0	0.00%	25	0	0%	11	0	0%
Thailand	104,101	86	0.08%	4,145	2	0.03%	5,965	1	0.02%
Viet Nam	119,824	20	0.02%	166	0	0%	852	0	0%
ASEAN Region	925,143	2,075	0.22%	648,714	206	0.03%	16,099	4	0.03%