



ASEAN
BIOLOGICAL THREATS
SURVEILLANCE CENTRE

ABC
B
A

Morbidity and Mortality Weekly Report (MMWR)

Infectious & Emerging Diseases
in the ASEAN Region

With Support by:



Korea Disease Control and
Prevention Agency



in partnership with
Canada



Kemenkes



ASSOCIATION
OF SOUTHEAST
ASIAN NATIONS

This report aims to provide the current situation on infectious and emerging diseases in the ASEAN Region. We collate various information from multiple official sources and publicly available sources and is published every week on Wednesday. For feedback and/or suggestions, please write to support@aseanbiosurveillance.org

Editorial

ASEAN SECRETARIAT

Assistant Director and Head of Health Division
Human Development Directorate

ASEAN Socio-Cultural Community Department

Jennifer Frances dela Rosa, MPH, MSc HPPF

Programme Coordinator (Health Security)

Mitigation of Biological Threats (MBT) Programme

Michael Glen, MSSc

EDITORIAL TEAM

Editor-in-Chief

Abdurrahman, MPH

Managing Editor

Aldilas Achmad Nursetyo, MD, MS

Associate Editor

Abdul Haris Ibrahim, MHI

Habibi Rohman Rosyad, MSc

Nindy Fadellah Wulan, MPH

Copy Editor

Ajeng Sekar Pratiwi, A.Md

Dwi Sasongko, A.Md.

Supporting Staff

Svetlana Pratiwi, SKM

Divva Kaamila, S.Tr.Kom

Natasha Alicia Putri, S.Tr.Kom

PUBLISHER

ASEAN Biological Threat Surveillance Centre

Health Policy Agency

Ministry of Health of Indonesia

Jl. Percetakan Negara No. 29 Johar Baru, Central Jakarta, Indonesia 10560

E-mail: support@aseanbiosurveillance.org

Facebook: <https://www.facebook.com/abvc.official/>

Instagram: <https://www.instagram.com/abvc.official/>

Table of Contents

Emerging Diseases.....	2
Mpox.....	3
COVID-19.....	7
Influenza	9
Influenza-like Illness	10
Zoonosis.....	11
Rabies	12
Vector-borne Diseases	13
Dengue	14
Malaria	15
Vaccine-preventable Diseases.....	16
Measles	17

Emerging Diseases

A person wearing a full-body white protective suit, a hood, and a face mask with a filter. They are also wearing black gloves. The person is holding a small, dark object in their gloved hand. The background is blurred, suggesting an indoor setting.

MPOX

Mpox Cases Reported in the ASEAN Region

January 1, 2023 – December 13, 2025



Source:

1. Ministry of Health Cambodia
2. Ministry of Health Republic of Indonesia (<https://infeksiemerging.kemkes.go.id>)
3. WHO Mpox Outbreak: Global Trends, accessed December 16, 2025 (https://worldhealthorg.shinyapps.io/mpx_global/)
4. Communicable Disease Agency, Ministry of Health Singapore, accessed December 16, 2025, <https://www.cda.gov.sg/resources/weekly-infectious-diseases-bulletin-2025/>

Key Findings

- From 1 January 2023 to 13 December 2025, **85,746** confirmed cases worldwide since 2023, including **418** deaths. Globally, the CFR was **0.49 %**.
- **1,730 confirmed cases** including **30 deaths** in the **ASEAN** region, with a CFR of **1.73%**.
- **84,016 confirmed cases** of mpox have been reported in **other regions** (other than the **ASEAN** region):

Mpox cases in the ASEAN region (Jan. 1, 2023 to Dec. 13, 2025)

ASEAN Member States	Cumulative Cases 2023-2025	New Cases Since Previous Report	Cumulative Deaths 2023-2025	New Deaths Since Previous Report	CFR
Cambodia¹	20	0	0	0	0.00%
Indonesia²	87	0	0	0	0.00%
Lao PDR³	1	0	0	0	0.00%
Malaysia³	18	0	0	0	0.00%
Philippines³	346	0	8	0	2.31%
Singapore⁴	70	0	0	0	0.00%
Thailand³	979	0	13	0	1.33%
Vietnam³	209	0	9	0	4.31%
ASEAN Total	1,730	0	30	0	1.73%

Source:

1. Ministry of Health Cambodia
2. Ministry of Health Republic of Indonesia (<https://infeksiemerging.kemkes.go.id>)
3. WHO Mpox Outbreak: Global Trends, accessed December 16, 2025 (https://worldhealthorg.shinyapps.io/mpx_global/)
4. Communicable Disease Agency, Ministry of Health Singapore, accessed December 16, 2025, <https://www.cda.gov.sg/resources/weekly-infectious-diseases-bulletin-2025/>

Top 5 countries with the most mpox cases globally (Jan. 1, 2023 to Dec. 13, 2025)

Country	Cumulative Cases	New Cases Since Previous Report	Cumulative Deaths	CFR
Democratic Republic of Congo	31,948	0	80	0.25%
Uganda	8,359	0	50	0.60%
United States of America	6,233	0	10	0.16%
Sierra Leone	5,442	0	60	1.10%
Burundi	4,585	0	1	0.02%

Source: WHO Mpox Outbreak: Global Trends, accessed December 16, 2025 (https://worldhealthorg.shinyapps.io/mpox_global/)

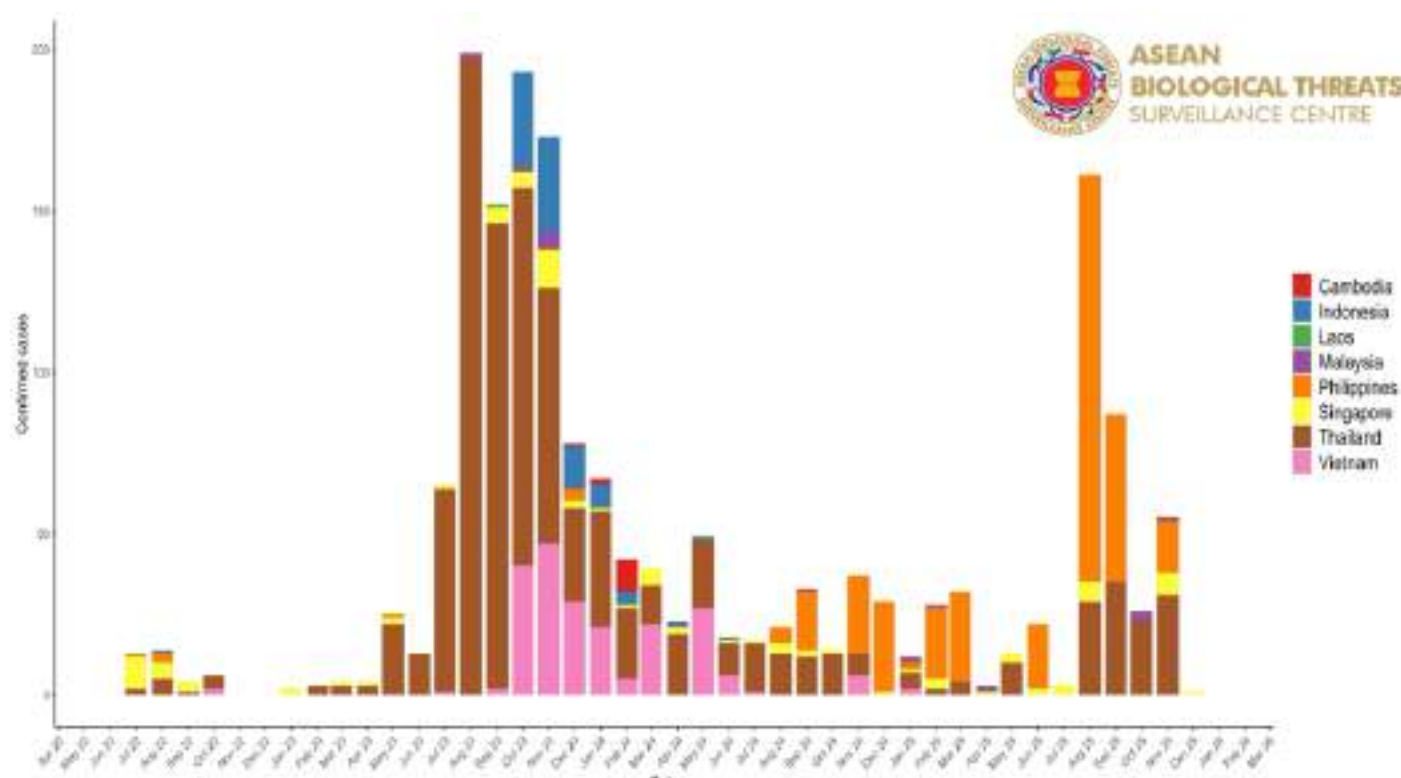
Mpox cases per region (Jan. 1, 2023 to Dec. 13, 2025)

REGIONS	CUMULATIVE CASES 2023-2025	NEW CASES SINCE THE PREVIOUS REPORT	CUMULATIVE DEATHS	CFR
AFRICA	56,381	0	247	0.44%
AMERICAS	13,863	0	102	0.74%
ASEAN	1,727	0	30	1.73%
ASIA & OCEANIA	8,481	0	34	0.40%
EUROPE	5,291	0	5	0.09%
TOTAL	85,746	0	418	0.49%

Source: WHO Mpox Outbreak: Global Trends, accessed December 16, 2025 (https://worldhealthorg.shinyapps.io/mpox_global/)

Trend of Mpox Confirmed Cases in the ASEAN Region

January 1, 2022 to December 13, 2025

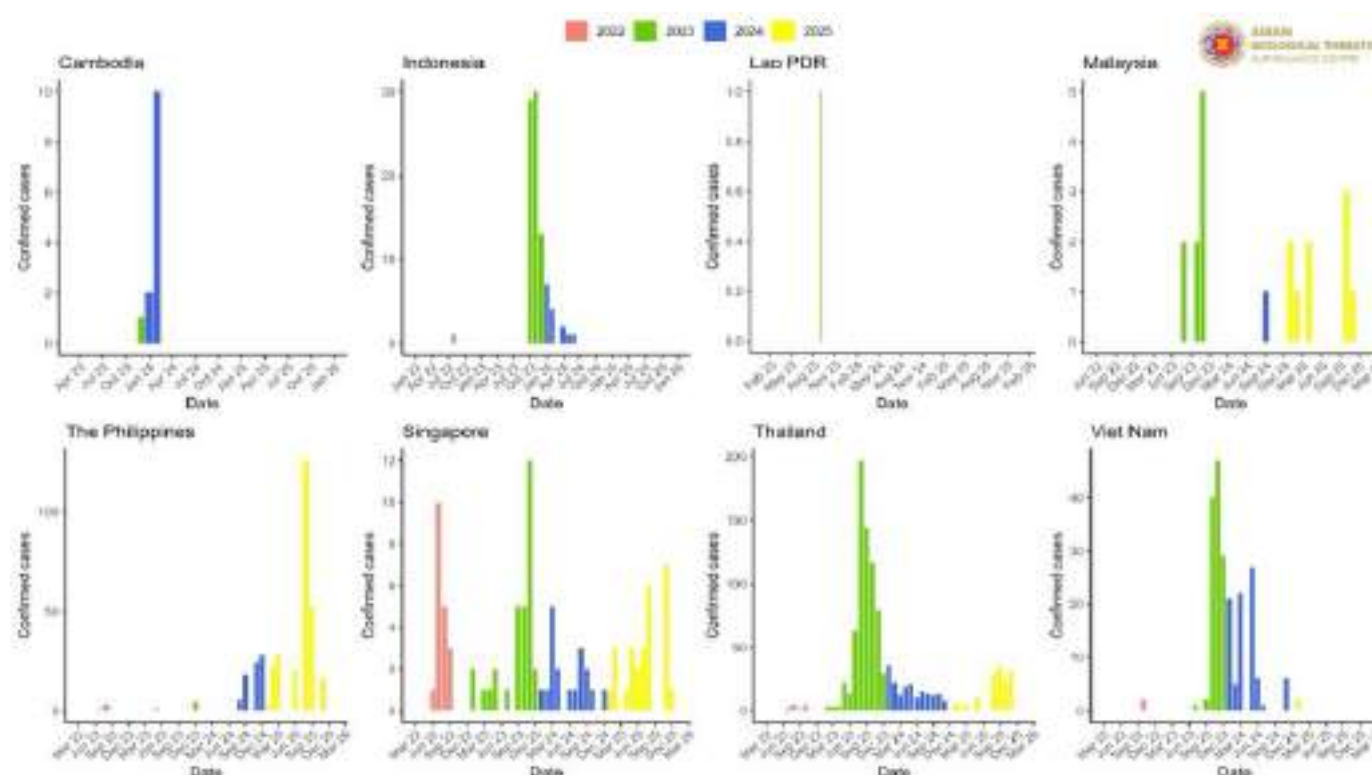


Source:

1. Ministry of Health Cambodia
2. Ministry of Health Republic of Indonesia (<https://infeksiemerging.kemkes.go.id>)
3. WHO Mpox Outbreak: Global Trends, accessed December 16, 2025 (https://worldhealthorg.shinyapps.io/mpox_global/)
4. Communicable Disease Agency, Ministry of Health Singapore, accessed December 16, 2025, (<https://www.cda.gov.sg/resources/weekly-infectious-diseases-bulletin-2025/>)

Trend of Mpox Confirmed Cases among ASEAN Member States

January 1, 2022 to December 13, 2025

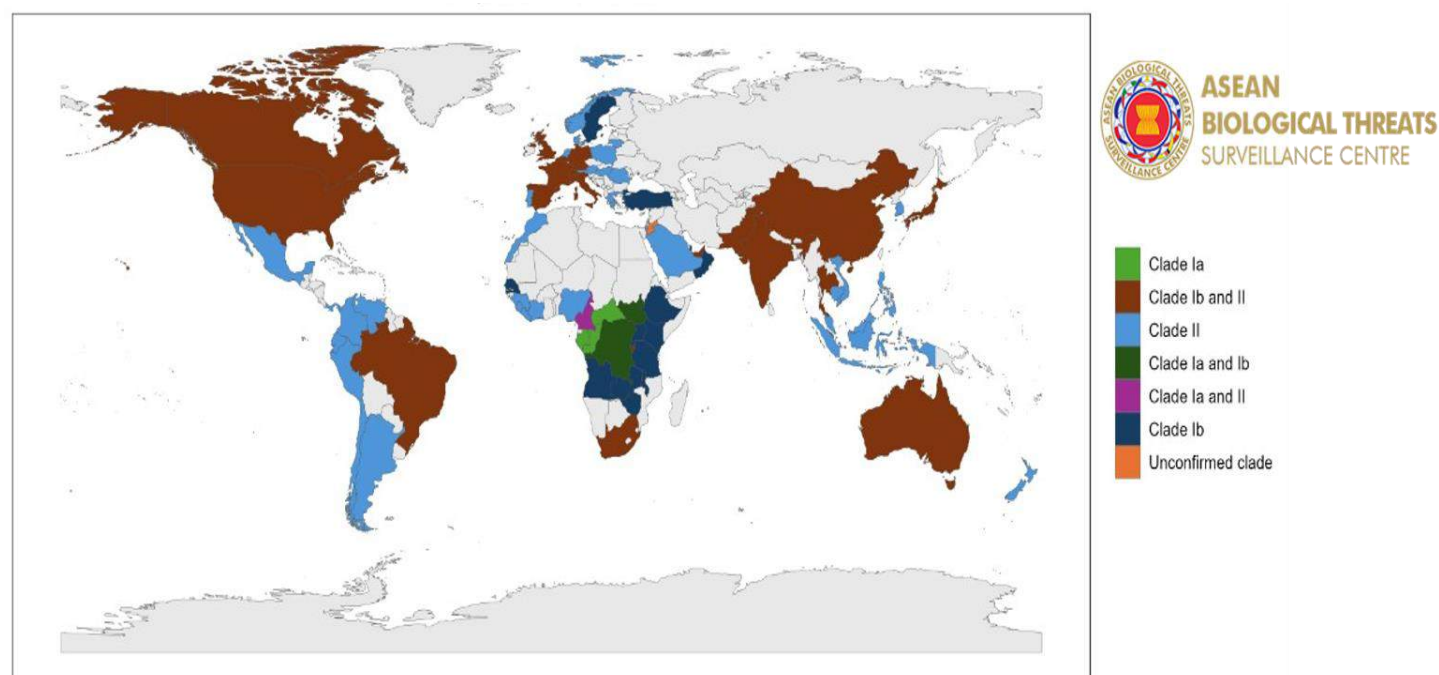


Source:

1. Ministry of Health Cambodia
2. Ministry of Health Republic of Indonesia (<https://infeksiemerging.kemkes.go.id>)
3. WHO Mpox Outbreak: Global Trends, accessed December 16, 2025 (https://worldhealthorg.shinyapps.io/mpox_global/)
4. Communicable Disease Agency, Ministry of Health Singapore, accessed December 16, 2025, <https://www.cda.gov.sg/resources/weekly-infectious-diseases-bulletin-2025/>

Distribution of Mpox Variants in The Global

As of December 13, 2025



Source: GISAID and WHO



Distribution of Mpox Variants in the ASEAN and Neighbouring Countries and Areas As of December 13, 2025



Source:

1. Ministry of Health Cambodia
2. Ministry of Health Republic of Indonesia (<https://infeksiemerging.kemkes.go.id>)
3. WHO Mpox Outbreak: Global Trends, accessed December 16, 2025 (https://worldhealthorg.shinyapps.io/mpox_global/)
4. Communicable Disease Agency, Ministry of Health Singapore, accessed December 16, 2025, <https://www.cda.gov.sg/resources/weekly-infectious-diseases-bulletin-2025/>

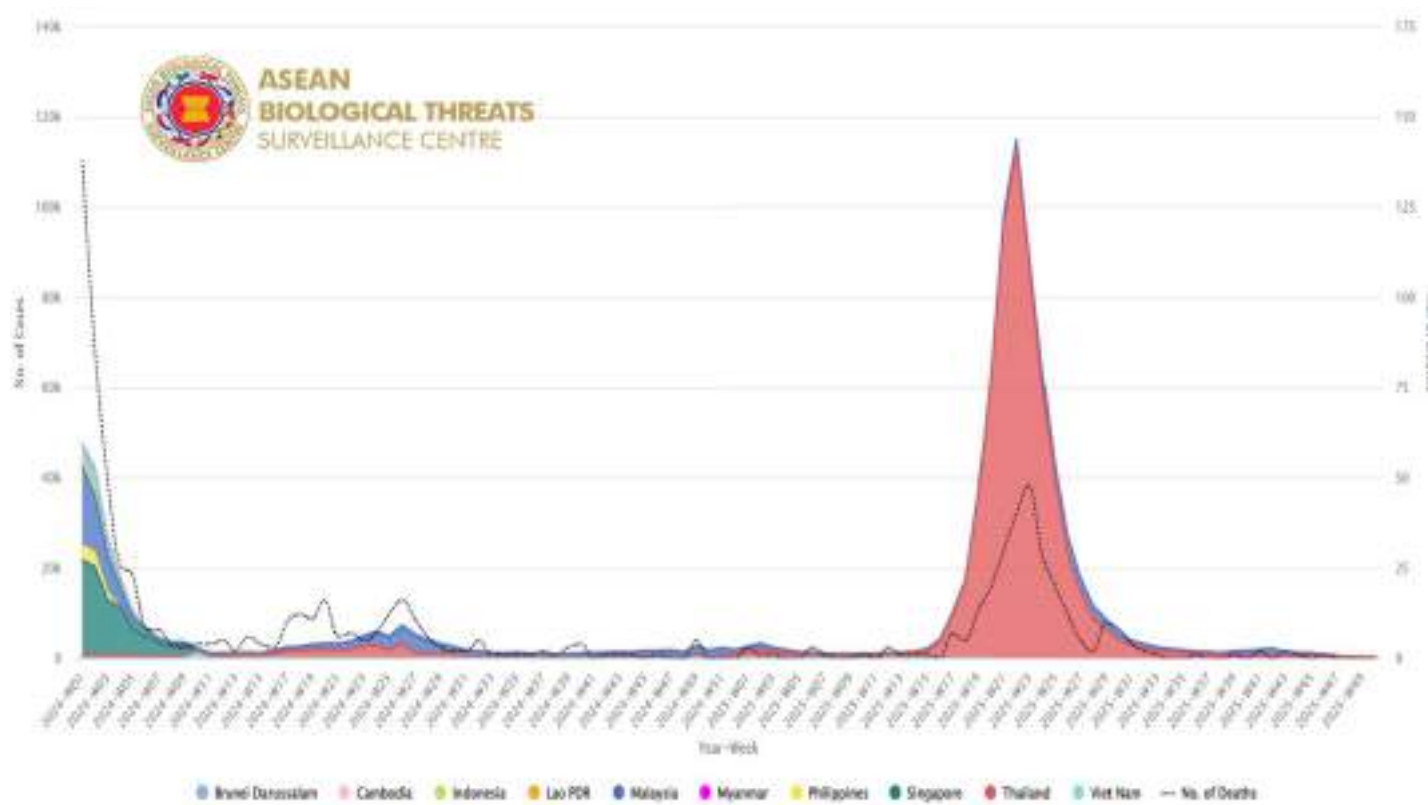
COVID-19

Key Findings

- As of 13 December 2025 (5PM, GMT+7), there were **778,855,664** confirmed cases **worldwide**, including **7,102,794** deaths. Globally, the Case Fatality Rate (CFR) was **0.91%**.
- 37,760,330 total confirmed cases** of COVID-19 have been reported in the **ASEAN Region**.
- The CFR in the **ASEAN Region** was **0.98%**.
- In December 2025, the latest collection on GISAID by Indonesia and Brunei Darussalam showed dominance in **Omicron B.1.1.529+BA.*** variant. Meanwhile, other member states such as Lao PDR, Cambodia, Malaysia, Thailand, and Viet Nam were still dominated by **NB.1.8.1** variant. Additionally, Singapore was dominated by **XFG+XFG***.

ASEAN Weekly COVID-19 Cases and Deaths

From January 1, 2024 to December 13, 2025



Sources: [Singapore Government](#), [MOH Indonesia](#), [MOH Cambodia](#), [DDC Thailand](#), MOH Myanmar, [MOH Malaysia](#), and [WHO](#) accessed on December 16, 2025

- A major peak in case numbers occurred in mid-2025 until week 22 as the highest peak of the cases reported. Meanwhile, after week 23, the cases continued to decrease significantly until the week of 50.
- The latest updated of COVID-19 cases were reported low by ASEAN Member States.

COVID-19 Variants Frequencies Among the ASEAN Member States

As of December 2025

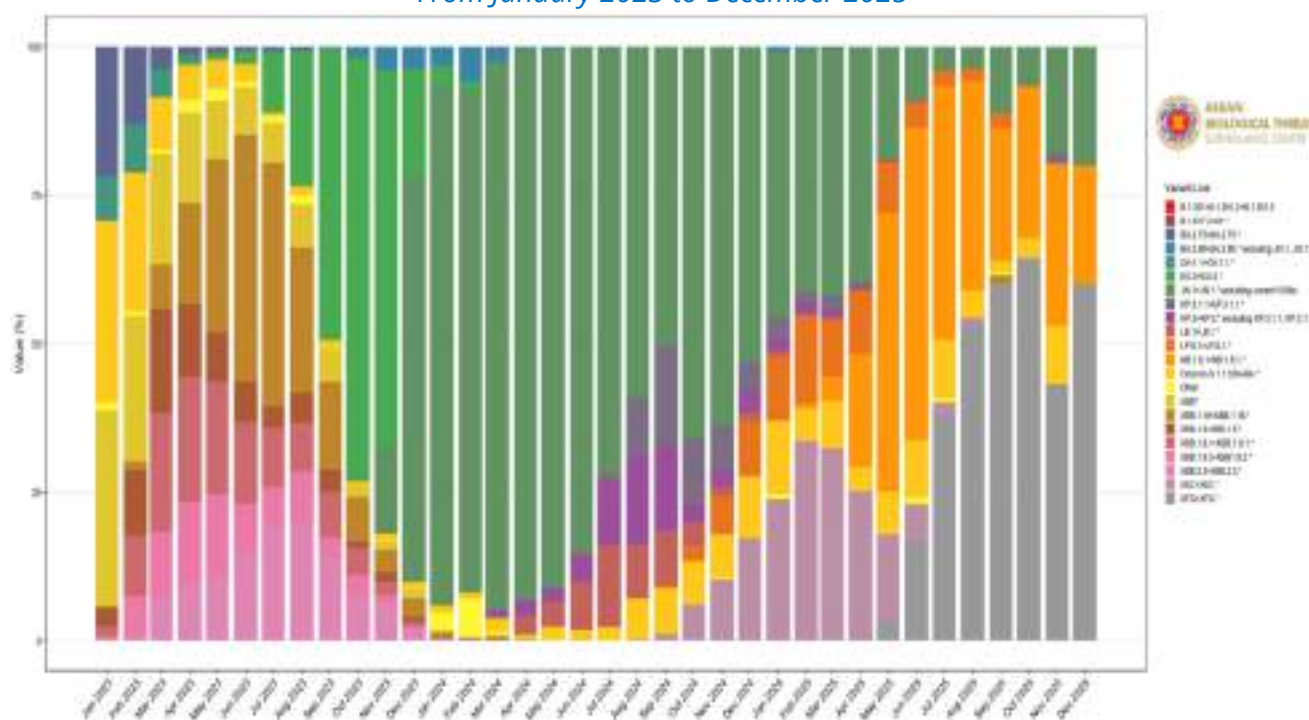


Source: GISAID. "hCoV-19 Variants Dashboard," accessed December 16, 2025, <https://gisaid.org/hcov-19-variants-dashboard/>.

In December 2025, the latest collection on GISAID by Indonesia and Brunei Darussalam showed dominance in **Omicron B.1.1.529+BA.*** variant. Meanwhile, other member states such as Lao PDR, Cambodia, Malaysia, Thailand, and Viet Nam were still dominated by **NB.1.8.1** variant. Additionally, Singapore was dominated by **XFG+XFG***.

COVID-19 Variants Frequencies in the ASEAN Region

From January 2023 to December 2025



Source: GISAID. "hCoV-19 Variants Dashboard." accessed December 16, 2025. <https://gisaid.org/hcov-19-variants-dashboard/>

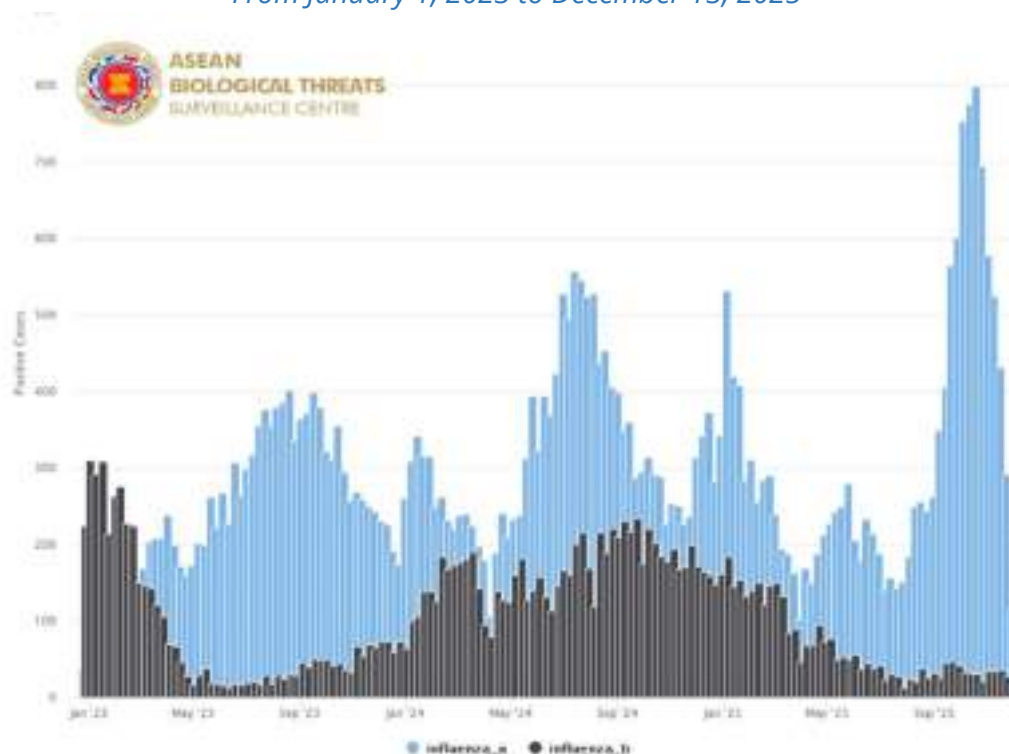
INFLUENZA

Key Findings

- Recently, most influenza cases among ASEAN Member States had decreased.
- Influenza-like illness (ILI) and severe acute respiratory infection (SARI) cases were increase among some ASEAN Member States.

Trends of Influenza Confirmed Cases in the ASEAN region

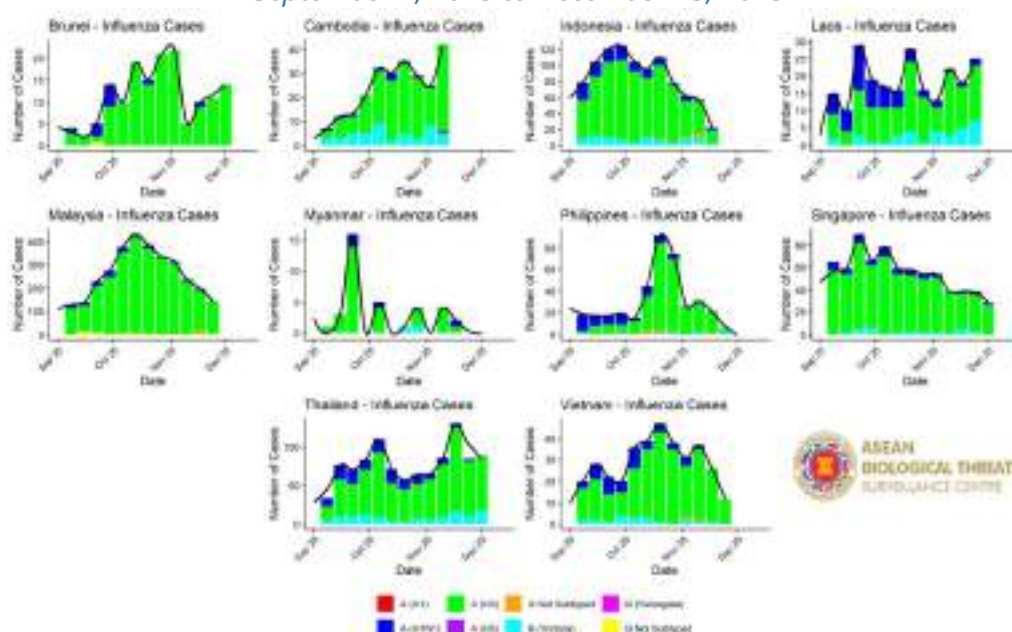
From January 1, 2023 to December 13, 2025



Source: WHO FluNet, accessed on December 16, 2025 (<https://www.who.int/tools/fluNet>)

Trend of Influenza Cases among ASEAN Member States

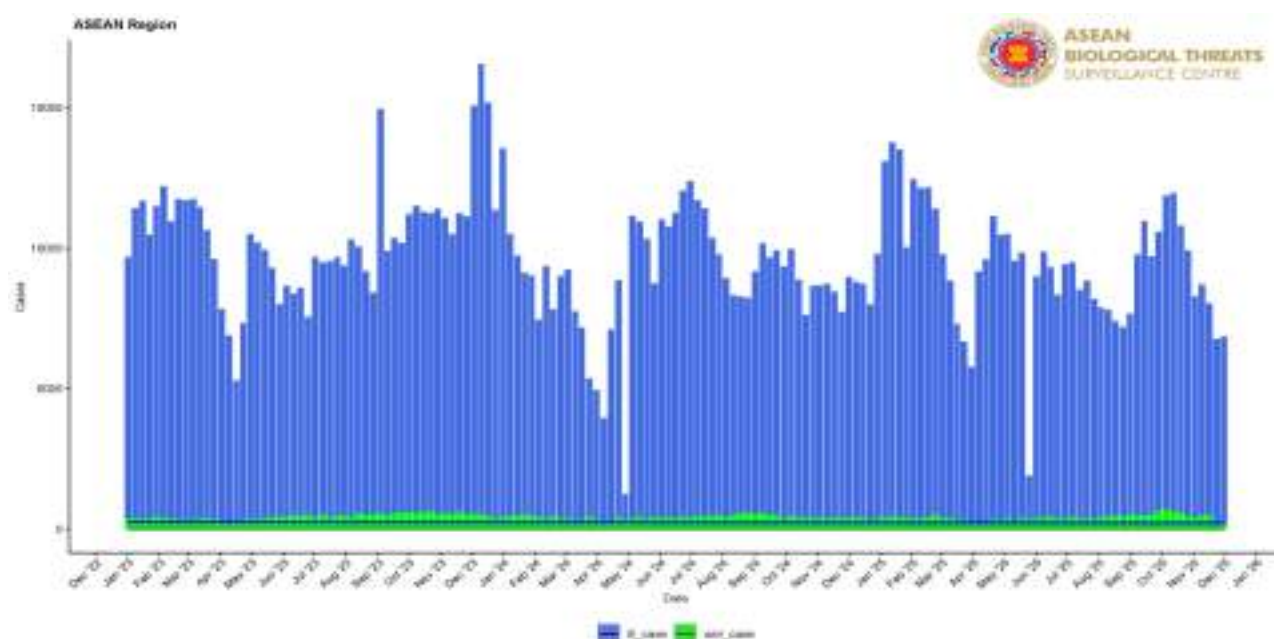
September 1, 2025 to December 13, 2025



Source: WHO FluNet, accessed on December 16, 2025 (<https://www.who.int/tools/fluNet>)

Trend of Influenza-like Illness (ILI) and Severe Acute Respiratory Illness (SARI) in the ASEAN Region

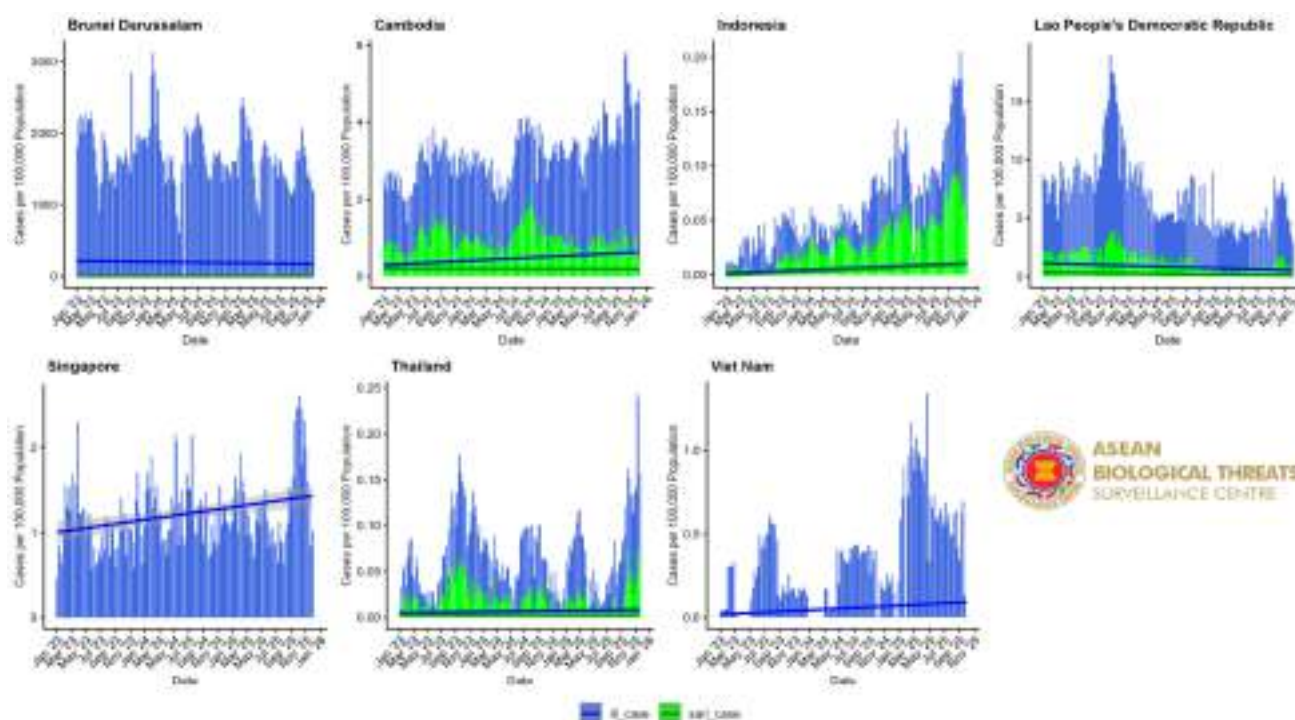
January 1, 2023 to December 13, 2025



Source: WHO FluID, accessed December 16, 2025 (<https://www.who.int/teams/global-influenza-programme/surveillance-and-monitoring/influenza-surveillance-outputs>)

Trend of Influenza-like Illness (ILI) and Severe Acute Respiratory Illness (SARI) among ASEAN Member States

January 1, 2023 to December 13, 2025



Source: WHO FluID, accessed December 16, 2025 (<https://www.who.int/teams/global-influenza-programme/surveillance-and-monitoring/influenza-surveillance-outputs>)

Zoonosis



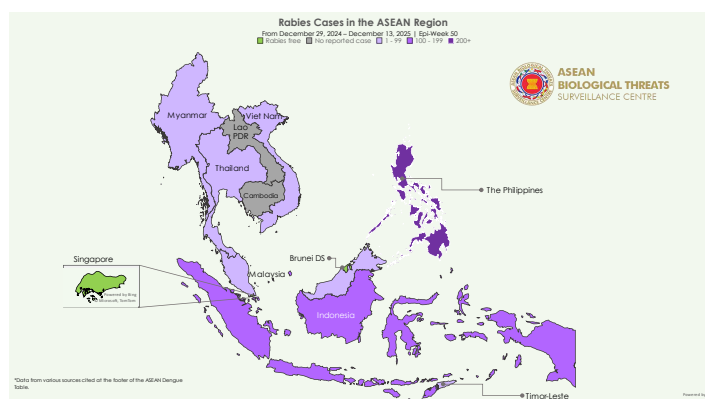
RABIES

Rabies Cases in the ASEAN Region

From December 29, 2024 to December 13, 2025 (Epi-Week 50, 2025)

Key Findings

- The **ASEAN** region reported **10** new rabies cases in Epi-week 50, 2025.
- Up to December 13, 2025, the region reported **564** total cases with **100%** CFR.



Rabies cases (Human) in the ASEAN region

Country	Epi-Week Reported	Cumulative Cases	New Cases Since Previous Report	Cumulative Deaths	CFR
Brunei Darussalam			<i>Rabies-free country</i>		
Cambodia	-	-	-	-	-
Indonesia¹	Week 48	146	-	146	100%
Lao PDR	-	-	-	-	-
Malaysia²	Week 44	6	-	6	100%
Myanmar³	Week 46	105	-	105	100%
Philippines²	Week 31	211	-	211	100%
Singapore			<i>Rabies-free country</i>		
Thailand²	Week 29	7	-	7	100%
Timor-Leste²	Week 45	21	-	21	100%
Viet Nam²	Week 50	68	10	68	100%
Total		564	10	564	100%

Source:

- Ministry of Health, Republic of Indonesia
- Bluedot Platform, accessed December 16, 2025 (<https://portal.bluedot.global/>)
- Department of Public Health, Ministry of Health, Myanmar

Rabies cases (Animal) in the ASEAN region

Country	Epi-Week Reported	Cumulative Cases	New Cases Since Previous Report	Cumulative Deaths	CFR
Brunei Darussalam			<i>Rabies-free country</i>		
Cambodia	Week 11	1	-	1	100%
Indonesia	-	-	-	-	-
Lao PDR	-	-	-	-	-
Malaysia	Week 45	48	-	48	100%
Myanmar	Week 30	2	-	2	100%
Philippines	Week 43	32	-	32	100%
Singapore			<i>Rabies-free country</i>		
Thailand	Week 50	252	23	252	100%
Timor-Leste	Week 47	50	-	50	100%
Viet Nam	-	-	-	-	-
Total		385	23	385	100%

Source: World Organization for Animal Health (WOAH), accessed December 16, 2025 (<https://wahis.woah.org/#/event-management>)

Vector-Borne Diseases



DENGUE

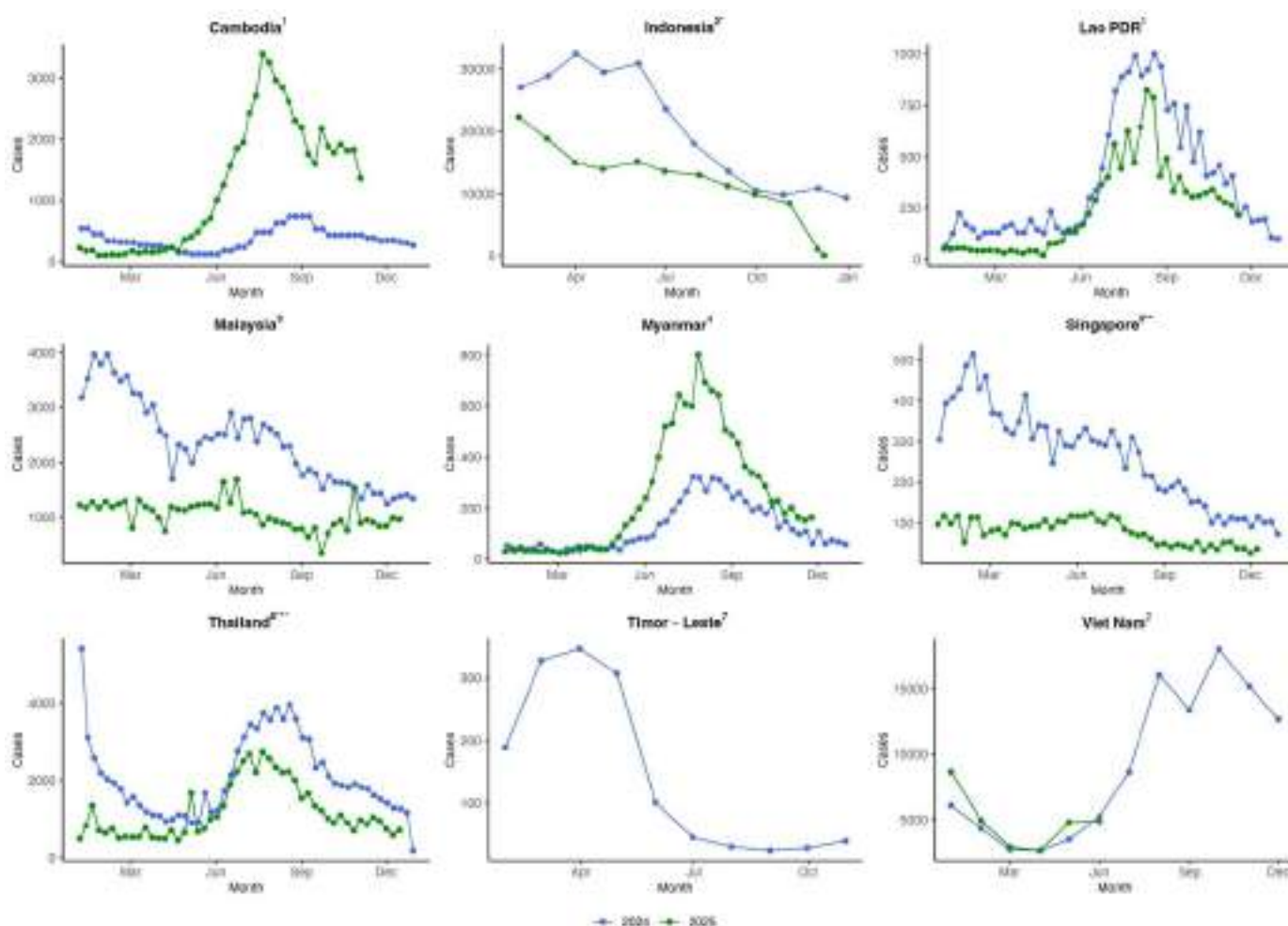
Dengue Cases in the ASEAN Region

From December 29, 2024 to December 13, 2025 (Epi-Week 50, 2025)

Key Findings

- The **ASEAN** region reported **4,714** new dengue cases in Epi-week 50, 2025.
- Up to December 13, 2025, the region reported **491,002** total cases and **828** total deaths with **0.17% CFR**.
- Most dengue trends in 2025 among AMS showing lower number of cases compared to previous year at the same period. At the first half of 2025, Cambodia and Myanmar showing significant increase of dengue cases compared to previous year at the same period, however currently showing downward in the second half of 2025.

Trend of Dengue cases in the ASEAN region, 2024 - 2025



Source:

- WHO WPRO, "Dengue," World Health Organization, accessed December 16, 2025 (<https://www.who.int/westernpacific/emergencies/surveillance/dengue>).
- WHO Global Dengue Surveillance, accessed December 16, 2025 (https://worldhealthorg.shinyapps.io/dengue_global/).
- Portal Rasmi iDengue untuk Komuniti, accessed December 16, 2025 (<https://idengue.mysa.gov.my/>).
- Department of Public Health, Ministry of Health, Myanmar
- Ministry of Health. "Weekly Infectious Disease Bulletin," accessed December 16, 2025. (<https://www.moh.gov.sg/resources-statistics/infectious-disease-statistics/2025/weekly-infectious-diseases-bulletin>)
- Bureau of Epidemiology, Department of Disease Control, Ministry of Public Health Thailand, accessed December 16, 2025, (https://dvis3.ddc.moph.go.th/t/DDC_CENTER_DOE/views/DDS2/sheet33?%3Aembed=y%3AisGuestRedirectFromVizportal=y)
- London School of Hygiene and Tropical Medicine. "OpenDengue Database", accessed December 16, 2025 (<https://opendengue.org/data.html>)

- Data were updated and collected from official sources, which may have a 2-8 weeks delay in reporting. Data must be interpreted cautiously.

*Notified dengue cases only includes severe cases Dengue Hemorrhagic fever (DHF) and Dengue Shock Syndrome (DSS)

**Notified dengue cases only includes Dengue Fever (DF) and DHF

***Notified dengue cases include all type of cases DF, DHF, and DSS

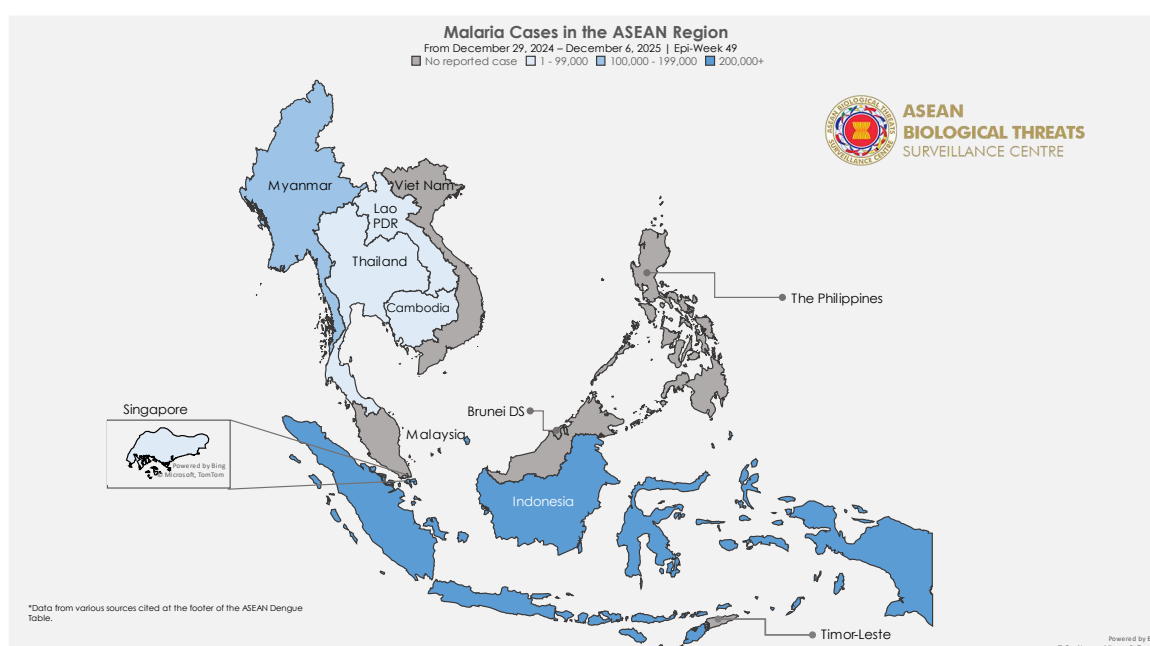
MALARIA

Malaria Cases in the ASEAN Region

From December 29, 2024 to December 13, 2025 (Epi-Week 50, 2025)

Key Findings

- The **ASEAN** region reported **45** new malaria cases in Epi-week 50, 2025.
- Up to December 13, 2025, the region reported **792,624** total cases and **104** deaths with **0.01%** CFR.



Malaria cases in the ASEAN region

Country	Epi-Week Reported	Cumulative Cases	New Cases Since Last Week	Cumulative Deaths	CFR
Brunei Darussalam	-	-	-	-	-
Cambodia¹	Week 48	106	0	0	0.00%
Indonesia²	Week 48	636,833	-	96	0.02%
Lao PDR	-	-	-	-	-
Malaysia	-	-	-	-	-
Myanmar³	Week 44	136,901	-	5	0.004%
Philippines	-	-	-	-	-
Singapore⁴	Week 47	33	0	0	0.00%
Thailand⁵	Week 48	3,860	45	3	0.08%
Timor-Leste	-	-	-	-	-
Viet Nam	-	-	-	-	-
Total		792,624	45	104	0.01%

- Source:
- Cambodia National Malaria Center, accessed December 16, 2025 (<https://mis.cnm.gov.kh/Dashboard>)
 - Malaria Cases in Indonesia, accessed December 16, 2025 (<https://malaria.kemkes.go.id/case>)
 - Department of Public Health, Ministry of Health, Myanmar
 - Ministry of Health Singapore, accessed December 16, 2025 (<https://www.moh.gov.sg/others/resources-and-statistics/infectious-disease-statistics-2025-weekly-infectious-diseases-bulletin>)
 - Bureau of Epidemiology, Department of Disease Control, Ministry of Public Health Thailand, accessed December 16, 2025 (https://dvis3.ddc.moph.go.th/t/DDC_CENTER_DOE/views/DDS2/sheet33?%3Aembed=y&%3AisGuestRedirectFromVizportal=y)

Vaccine- Preventable Diseases

A person wearing a white lab coat is shown from the chest up, holding a glass vial in their right hand and a syringe in their left hand. They are in the process of drawing a clear liquid from the vial into the syringe. The background is a soft-focus clinical setting with blue and white elements. The text 'Vaccine- Preventable Diseases' is overlaid in large white font on the left side of the image.

MEASLES

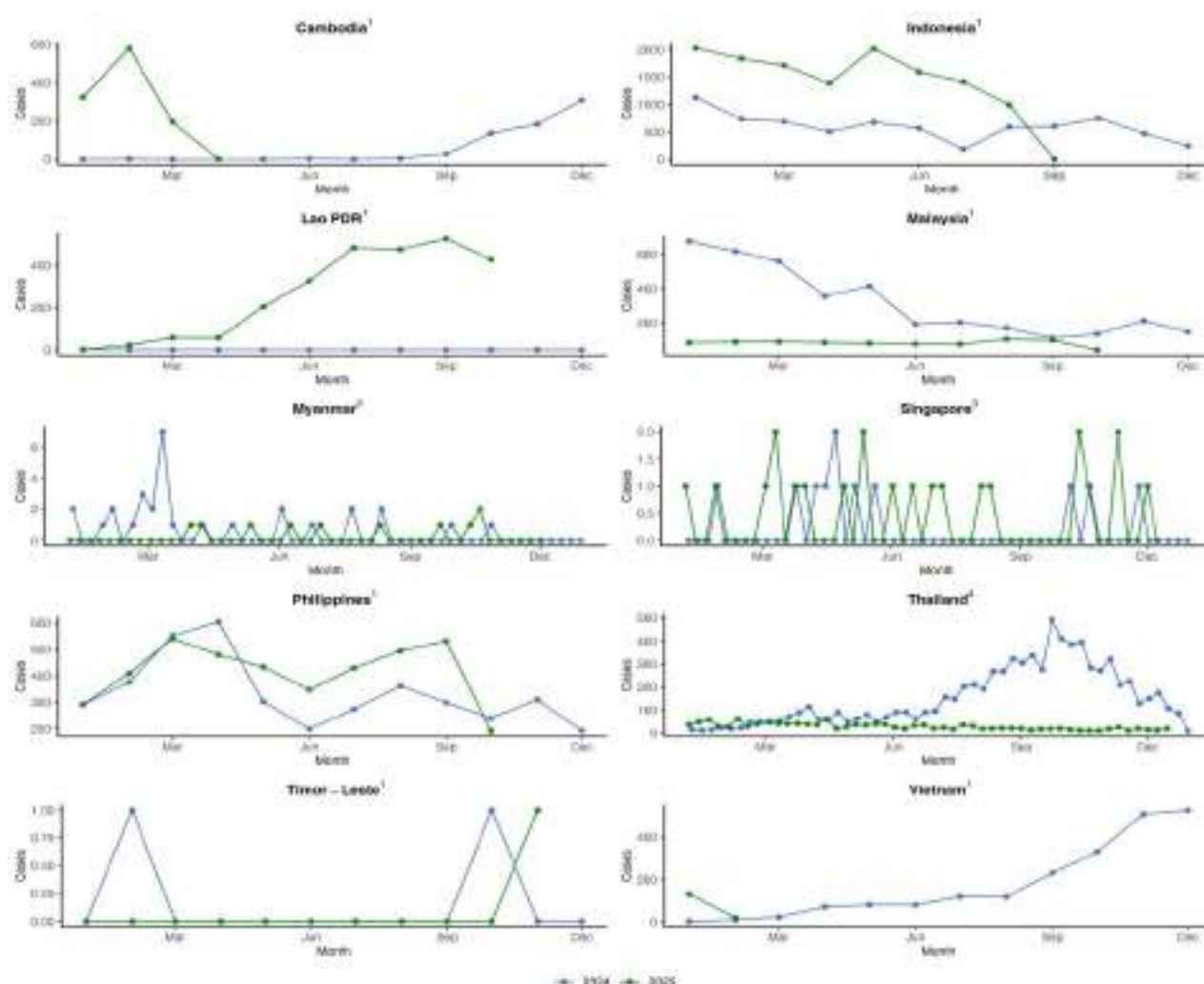
Measles Cases in the ASEAN Region

From December 29, 2024 to December 13, 2025 (Epi-Week 50, 2025)

Key Findings

- The **ASEAN** region reported **858** new measles cases in Epi-week 50, 2025.
- Up to December 13, 2025, the region reported **23,257** total cases with **0%** CFR.
- Mostly measles cases in the ASEAN Region slightly decrease compared to the same period on the previous year. Indonesia showing increased trend compared to previous year, then showing downward trend in September. The Philippines showing increased trend in the first half of 2025 compared to previous year, however currently showing downward.

Trend of Measles cases in the ASEAN region, 2024 – 2025



Source:

- Provisional Measles and Rubella Data, World Health Organization, accessed December 16, 2025 (<https://immunizationdata.who.int/global?topic=Provisional-measles-and-rubella-data&location=>)
- Department of Public Health, Ministry of Health, Myanmar
- Ministry of Health Singapore, accessed December 16, 2025 (<https://www.moh.gov.sg/others/resources-and-statistics/infectious-disease-statistics-2025-weekly-infectious-diseases-bulletin>)
- Bureau of Epidemiology, Department of Disease Control, Ministry of Public Health Thailand, accessed December 16, 2025 (<http://doe.moph.go.th/surdata/index.php>)



**ASEAN
BIOLOGICAL THREATS
SURVEILLANCE CENTRE**

Support generated by
ASEAN BIOLOGICAL THREATS SURVEILLANCE CENTRE

Email: support@biothreats.org
Facebook: [abtc_official](#)
Instagram: [abtc_official](#)