



**ASEAN  
BIODIASPORA  
VIRTUAL CENTER**

# Weekly Situation Report in the ASEAN Region

—— COVID-19 and Mpox

September 14, 2023 | WSR 2023-11



**ASSOCIATION  
OF SOUTHEAST  
ASIAN NATIONS**



**ASEAN  
BIODIASPORA  
VIRTUAL CENTER**



**MINISTRY OF HEALTH  
REPUBLIC OF INDONESIA**

**GLOBAL PARTNERS**



In partnership with  
**Canada**



**World Health  
Organization**



**Korea Disease Control and  
Prevention Agency**



**bluedot**



## Editorial

### CONSULTANTS

#### ASEAN SECRETARIAT

Assistant Director and Head of Health Division  
Human Development Directorate  
**Ferdinal Fernando, MD**

Programme Coordinator for Mitigation for Biological Threats (MBT) Phase 2  
**Michael Glen, MSSc**

### EDITORIAL TEAM

Editor-in-Chief  
**Abdurrahman, MPH**

Managing Editor  
**Gian Rei Mangcucang, MIH, EMT-B, RN**

Associate Editor  
**Aldilas Achmad Nursetyo, MSc, MD**

Section Editor  
**Nur Ismi Hamid**

Technical Support Team  
**Socorro Lupisan, MSc, MD**  
**Pebbles Grayle Tamayo**  
**John Rey Pablo**

### PUBLISHER

ASEAN Biodiaspora Virtual Center

### EDITORIAL ADDRESS

ASEAN Biodiaspora Virtual Center, 2/F Ministry of Health, Jl. H.R. Rasuna Said, Blok X5, Kav. 4-9, Jakarta Selatan, Jakarta, Indonesia

**E-mail:** [support@biodiaspora.org](mailto:support@biodiaspora.org)  
Weekly Issue





# Table of Contents

<b>COVID-19</b> .....	<b>1</b>
<a href="#">Highlights and Situation Overview</a> .....	2
<a href="#">Global Updates</a> .....	2
<a href="#">Regional Updates</a> .....	2
<a href="#">ASEAN Travel Advisories</a> .....	3
<a href="#">COVID-19 Cases and Deaths Table</a> .....	4
<a href="#">COVID-19 Cases in ASEAN Region Table</a> .....	4
<a href="#">Epidemic Curve Among ASEAN Countries</a> .....	5
<a href="#">ASEAN Weekly New Cases and Deaths</a> .....	6
<a href="#">Vaccination Status in ASEAN</a> .....	7
<b>Mpox</b> .....	<b>8</b>
<a href="#">Map of Mpox Cases Globally</a> .....	9
<a href="#">Mpox Daily Trend Globally</a> .....	10
<a href="#">Highlights and Situation Overview</a> .....	11
<a href="#">Mpox Cases in ASEAN Region Table</a> .....	11
<a href="#">Mpox Cases in Asia-Pacific Region Table</a> .....	11
<a href="#">Top 5 Countries with Most Mpox Cases Globally</a> .....	11
<a href="#">Mpox Cases per Region</a> .....	12
<a href="#">Research Updates</a> .....	12
<b><a href="#">References</a></b> .....	<b>14</b>

# COVID-19



**ASEAN  
BIODIASPORA  
VIRTUAL CENTER**



## COVID-19: Highlights and Situation Overview

### Global Updates

- **Worldwide**, over 695 million cases and over 6 million deaths have been attributed to COVID-19.
- **India** has reported 97 new COVID-19 cases in a single day, with an active caseload of 537 (Santosh, 2023). The total death toll in the country is 532,028. India's cumulative COVID-19 cases have reached 449,979,917, with a national recovery rate of 98.81 percent. The current case fatality rate is 1.18 percent. India has administered 2,206,700,000 COVID-19 vaccine doses as part of its vaccination efforts [[Full article](#)]
- **Israel:** The Israeli Health Ministry has advised at-risk individuals to wear masks during the High Holidays, as the BA.2.86 variant, which evades immunity from previous infections, accounts for a significant number of current diagnoses (JNS, 2023). The ministry also advised mask-wearing and isolation for high-risk groups. The ministry has instructed hospitals to test new admissions for COVID-19 amid the spread of the variant. High-risk groups, including the elderly, pregnant, obese, and those with pre-existing health conditions, are more vulnerable. [[Full article](#)]
- **Japan** has reported the highest number of new COVID-19 cases since the May subsided epidemic, with 20.5 cases reported in the week ending September 3 (Đài PT & TH Hải Dương, 2023). The number of new cases has continued since the government lowered the severity of the epidemic to a less serious level 5 in May. Health Minister Katsunobu Kato stated that the spread of COVID-19 typically occurs in the summer and peaks around mid-August, but this year has not recorded a peak, prompting officials to urge people to be vigilant against the disease's spread. [[Full article](#)]
- **Pakistan:** Pakistan has detected 72 coronavirus positive cases over the past week, according to weekly COVID-19 official data from the National Institute of Health (NIH) [Azad, 2023]. The data, based on tests conducted from 04-10 September, showed a nationwide positivity ratio of 0.85%. Pakistan has reported 1.58 million Covid-19 cases since the pandemic began in February 2020, with 30,656 deaths. As of August 26, 2023, 339,967,103 vaccine doses have been administered in the country. The NIH has not yet decided on a mass vaccination drive. The World Health Organization (WHO) has expressed concern over the rising number of Covid-19 cases worldwide. New coronavirus variants, such as the highly mutating BA.2.86 variant "Pirola" and the dominant EG.5, have raised concerns globally. [[Full article](#)]

### Regional Updates

- **Vietnam** has reported 29 new COVID-19 cases, with 20 patients recovering and 5 receiving oxygen (Bigravenh, 2023). Since the beginning of the epidemic, Vietnam has had 11,623,288 cases, ranking 13/231 countries and territories. The number of cured cases is 10,640,663, with 5 patients breathing oxygen through masks. The total number of deaths due to COVID-19 in Vietnam is 43,206, accounting for 0.4% of the total number of infections. The total number of deaths ranks 26/231 territories, with Asia ranking 7/50 in ASEAN. [[Full article](#)]



## ASEAN Travel Advisories (new update/s) as of 14 September 2023

ASEAN Country	Published	Foreign travelers allowed	COVID-19 vaccination requirement	Required COVID-19 testing for fully vaccinated	Required COVID-19 testing for NOT fully vaccinated	Quarantine upon arrival	Health insurance requirement	Arrival health declaration/ registration/ documents
<b>Brunei Darussalam</b>	December 1, 2022	Yes	No	No	No	No	No	No
<b>Cambodia</b>	October 6, 2022	Yes	No	No	No	No	No	No
<b>Indonesia</b>	June 10, 2023	Yes	No	No	No	No	No	No
<b>Laos</b>	December 29, 2022	Yes	No	No	No	No	No	No
<b>Malaysia</b>	August 2, 2022	Yes	No	No	No	No	No	No
<b>Myanmar</b>	September 5, 2023	Yes	No	Passengers are subject to medical screening and could be subject to a test upon arrival.	No	No	Printed medical insurance except nationals.	COVID-19 Myanmar Declaration upon arrival. Passengers must present a Health Form
<b>Philippines</b>	July 25, 2023	Yes	No	No	No	No	No	No
<b>Singapore</b>	February 13, 2023	Yes	No	No	No	No	No	No
<b>Thailand</b>	March 1, 2023	Yes	No	No	No	No	No	No
<b>Vietnam</b>	May 16, 2022	Yes	No	No	No	No	No	No

- Reference: [IATA Travel Centre](#)



## Cases and Deaths as of 14 September 2023

- As of 14 September 2023 (5PM, GMT+7), worldwide, there were **695,247,966** confirmed cases, including **6,915,111** deaths. Globally, Case Fatality Rate (CFR) was **1.0%**.
- 36,312,004 total confirmed cases** of COVID-19 have been reported in the **ASEAN Region**.
- The Case Fatality Rate in the **ASEAN Region** was **1.01%**.

### COVID-19 cases in ASEAN region

REGION	COUNTRY	FIRST CONFIRMED CASES	LATEST REPORT ON CONFIRMED	CUMULATIVE CASES	CUMULATIVE CASES IN 2023	NEW CASES SINCE LAST REPORT	CUMULATIVE DEATHS	NEW DEATHS SINCE LAST REPORT	CUMULATIVE CASES/ 100,000	CUMULATIVE VACCINATED	CUMULATIVE FULLY VACCINATED	CUMULATIVE BOOSTED	FULLY VACCINATED PER 100
ASEAN REGION	Brunei Darussalam	10-Mar-20	14-Sep-23	310,379	49,082	143	225	-	66,044	451,032	446,630	340,379	95.0
	Cambodia	27-Jan-20	06-Aug-23	138,940	502	-	3,056	-	793	15,301,258	14,674,372	10,716,594	83.8
	Indonesia	02-Mar-20	11-Sep-23	6,813,434	101,731	147	161,918	2	2,518	203,876,326	174,954,498	69,337,291	64.7
	Lao PDR	24-Mar-20	12-Sep-23	218,849	1,263	19	758	-	2,889	6,324,678	5,691,962	2,451,034	75.1
	Malaysia	25-Jan-20	25-Aug-23	5,123,801	104,401	-	37,165	-	15,660	28,085,155	27,499,759	16,308,030	84.0
	Myanmar	23-Mar-20	14-Sep-23	641,217	7,644	21	19,495	-	1,137	40,354,937	35,196,377	13,903,599	62.4
	Philippines	30-Jan-20	13-Sep-23	4,174,101	116,472	-	66,685	42	3,767	82,684,774	79,164,840	24,178,325	72.5
	Singapore	23-Jan-20	11-Sep-23	2,573,565	386,891	7,248	1,883	4	44,067	5,283,383	5,247,553	4,769,487	89.9
	Thailand	13-Jan-20	11-Sep-23	4,756,837	37,929	244	34,468	3	6,797	57,669,780	54,184,638	27,397,500	77.4
	Vietnam	23-Jan-20	14-Sep-23	11,623,024	99,951	294	43,206	-	11,357	90,270,583	85,958,364	57,958,886	84.0
<b>ASEAN COUNTRIES</b>				<b>36,374,147</b>	<b>905,866</b>	<b>8,116</b>	<b>368,859</b>	<b>51</b>	<b>155,030</b>	<b>530,301,906</b>	<b>483,018,993</b>	<b>227,361,125</b>	<b>70.3</b>

REGION	TOTAL CONFIRMED CASES	NEW CASES	TOTAL DEATHS	NEW DEATHS
ASIA	199,054,135	1,235	1,211,096	3
AFRICA	12,837,523	-	258,829	-
AMERICAS	197,097,010	7,051	3,005,465	33
EUROPE	249,947,294	944	2,070,862	2
<b>TOTAL</b>	<b>658,935,962</b>	<b>9,230</b>	<b>6,546,252</b>	<b>38</b>

\*\*Data References: [Singapore Government](#), [Worldometer](#), and the [WHO](#)

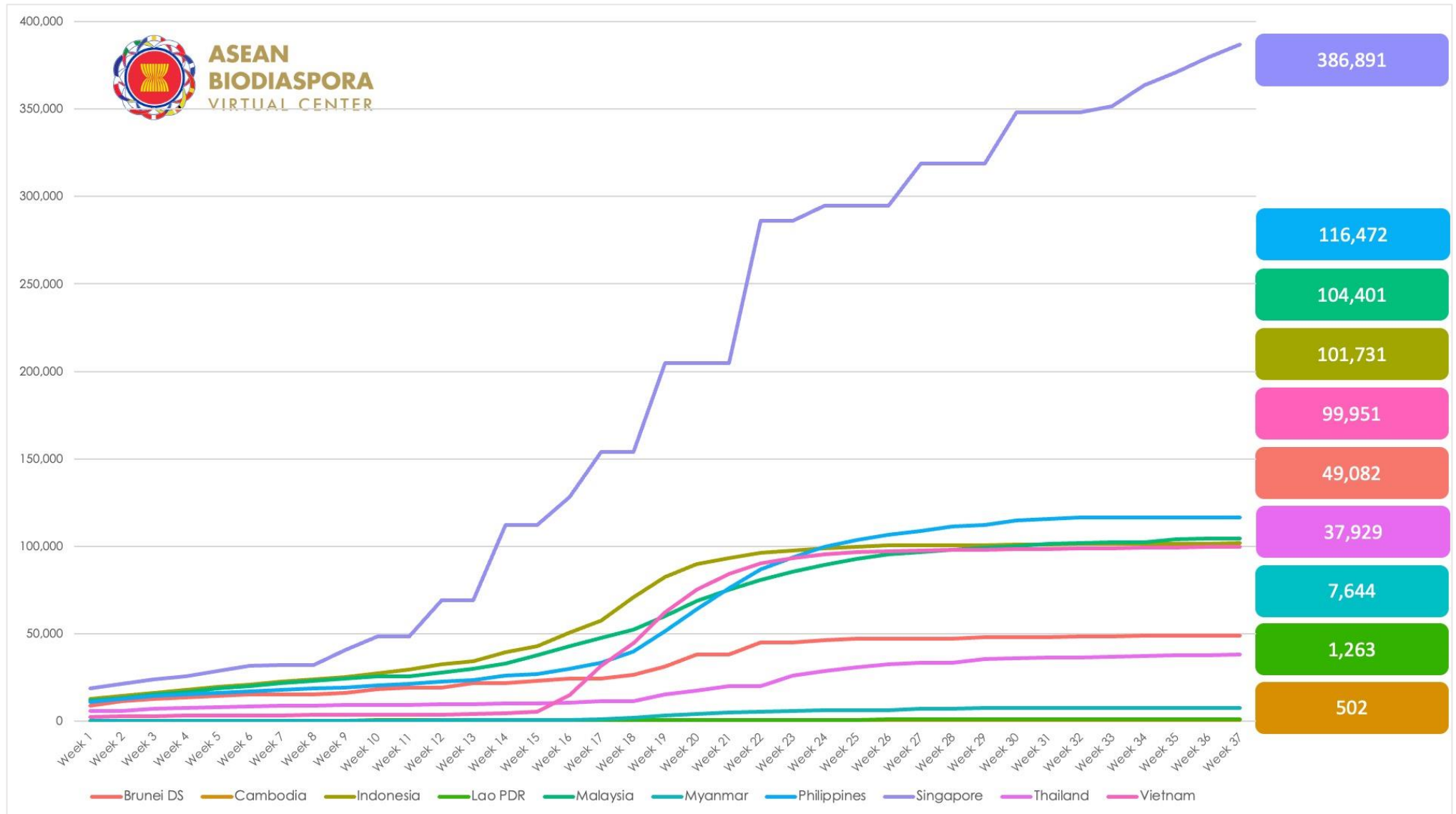




# COVID-19 Epidemic Curve Among ASEAN Countries

From January 1 to September 14, 2023

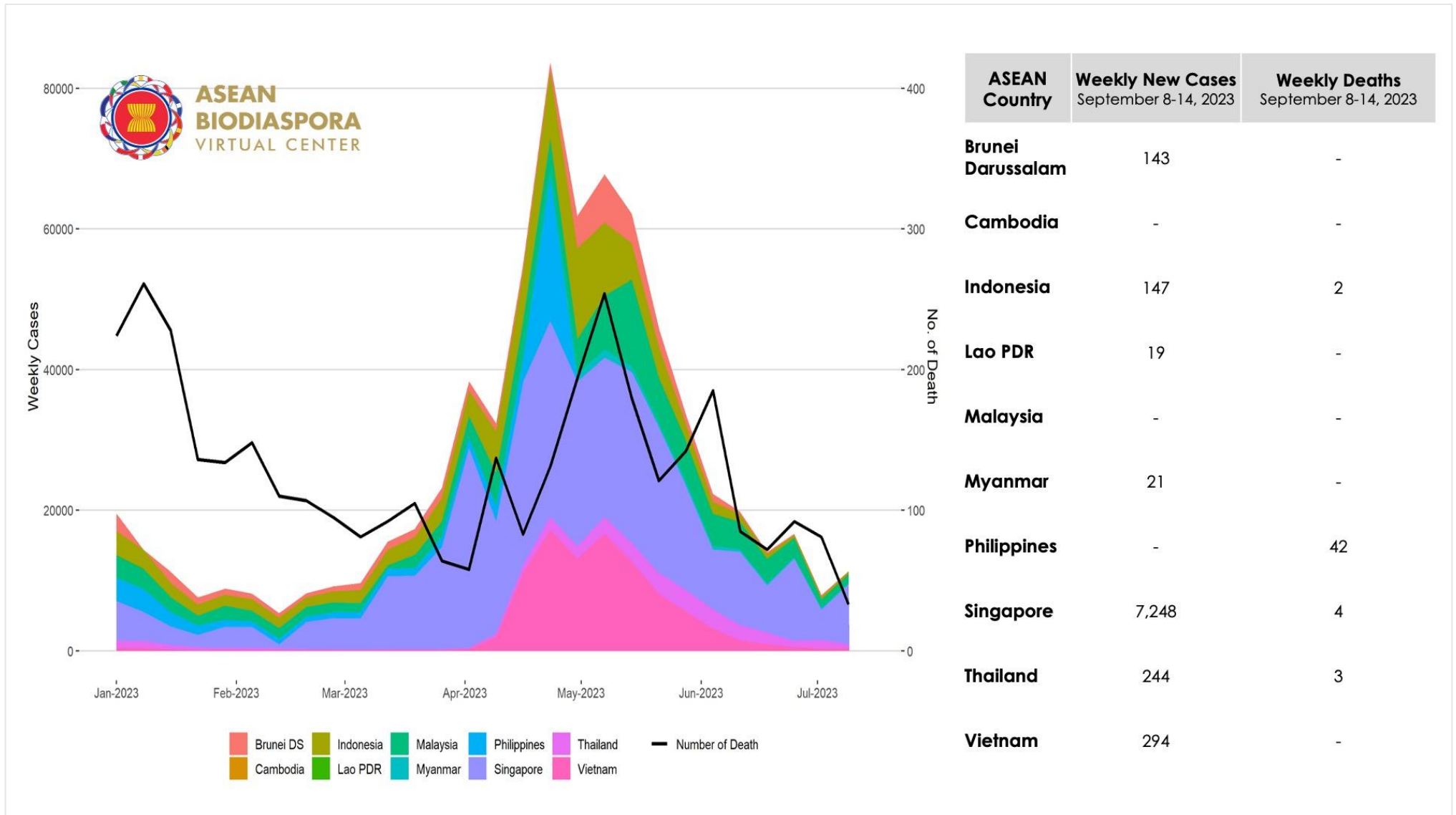
\*Weeks based on ABVC reporting schedule for COVID-19





# ASEAN Weekly COVID-19 New Cases and Deaths

From January 1, 2023 to September 14, 2023

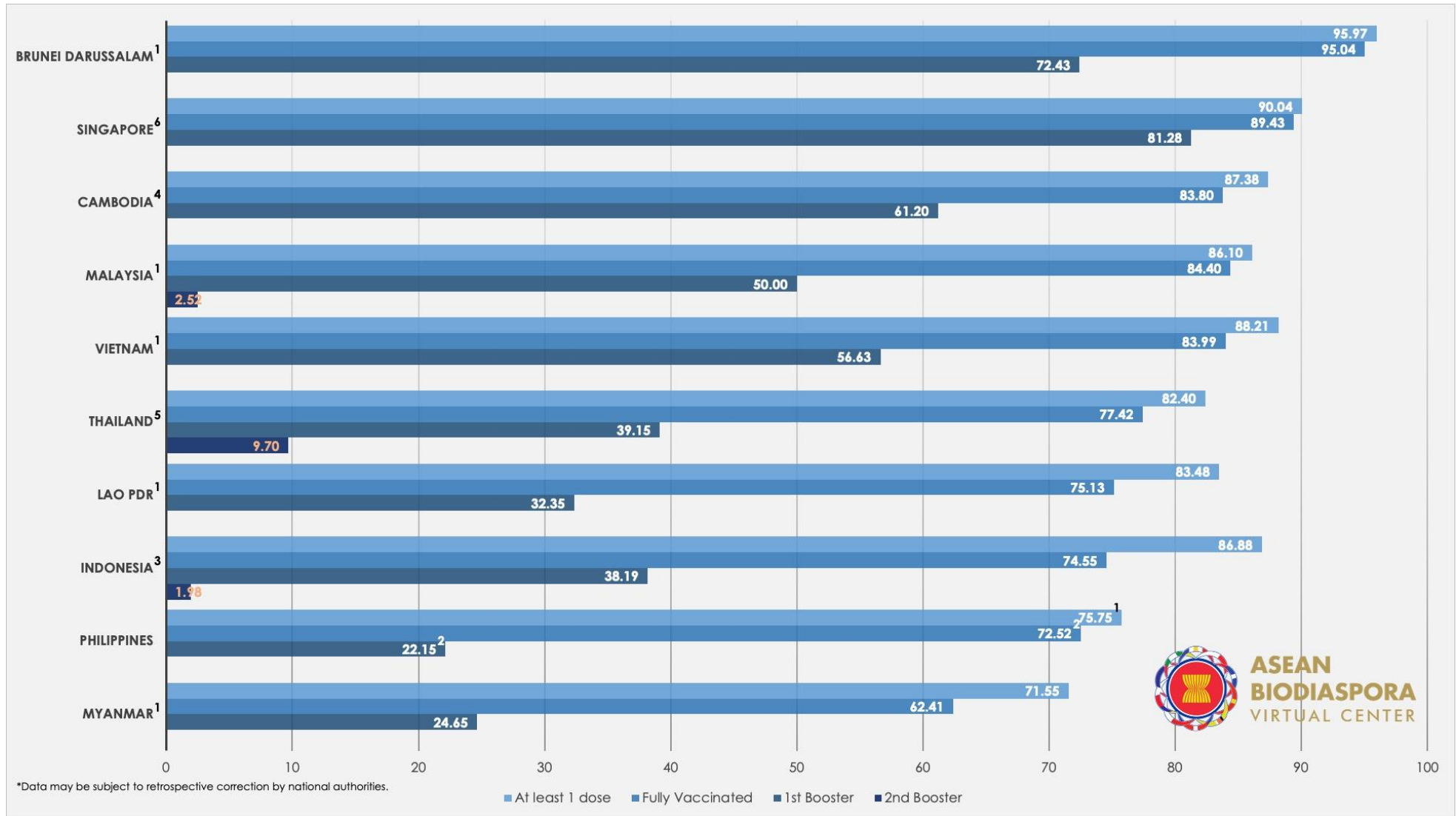


\*\*Data References: [Singapore Government](#), [Worldometer](#), and the [WHO](#)



# ASEAN COVID-19 Vaccination Status

as of 14 September 2023



1. World Health Organization, Coronavirus (COVID-19) Dashboard, accessed September 14, 2023 <https://covid19.who.int/>  
 2. Department of Health Philippines, National COVID-19 vaccination dashboard accessed September 14, 2023, <https://doh.gov.ph/covid19-vaccination-dashboard>  
 3. Ministry of Health Indonesia, "Vaccine Dashboard, September 14, 2023, <https://vaksin.kemkes.go.id/#/vaccines>  
 4. Ministry of Health Malaysia, COVID-19 vaccination, accessed September 14, 2023, <https://data.moh.gov.my/covid-vaccination>  
 5. Ministry of Public Health Thailand, COVID-19 Vaccination Infographic, accessed September 14, 2023, <https://dashboard-vaccine.moph.go.th/>  
 6. Singapore Government Open Data, accessed September 14, 2023, <https://data.gov.sg/dataset/covid-19-stats>

Dominique Faget/AFP/Getty Images

# MPOX

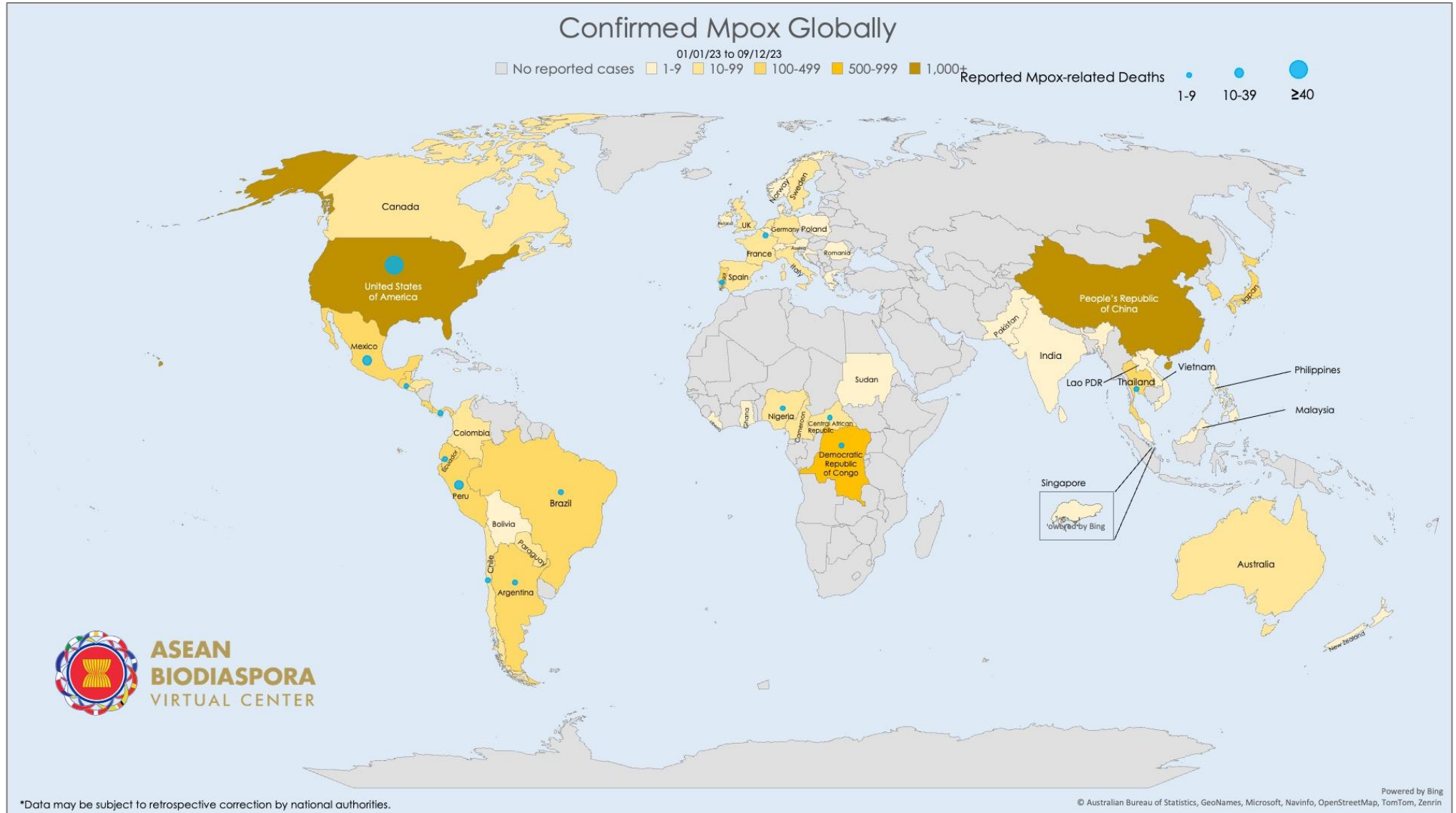


**ASEAN  
BIODIASPORA  
VIRTUAL CENTER**



# Mpox Cases Reported Globally

January 1 – September 12, 2023



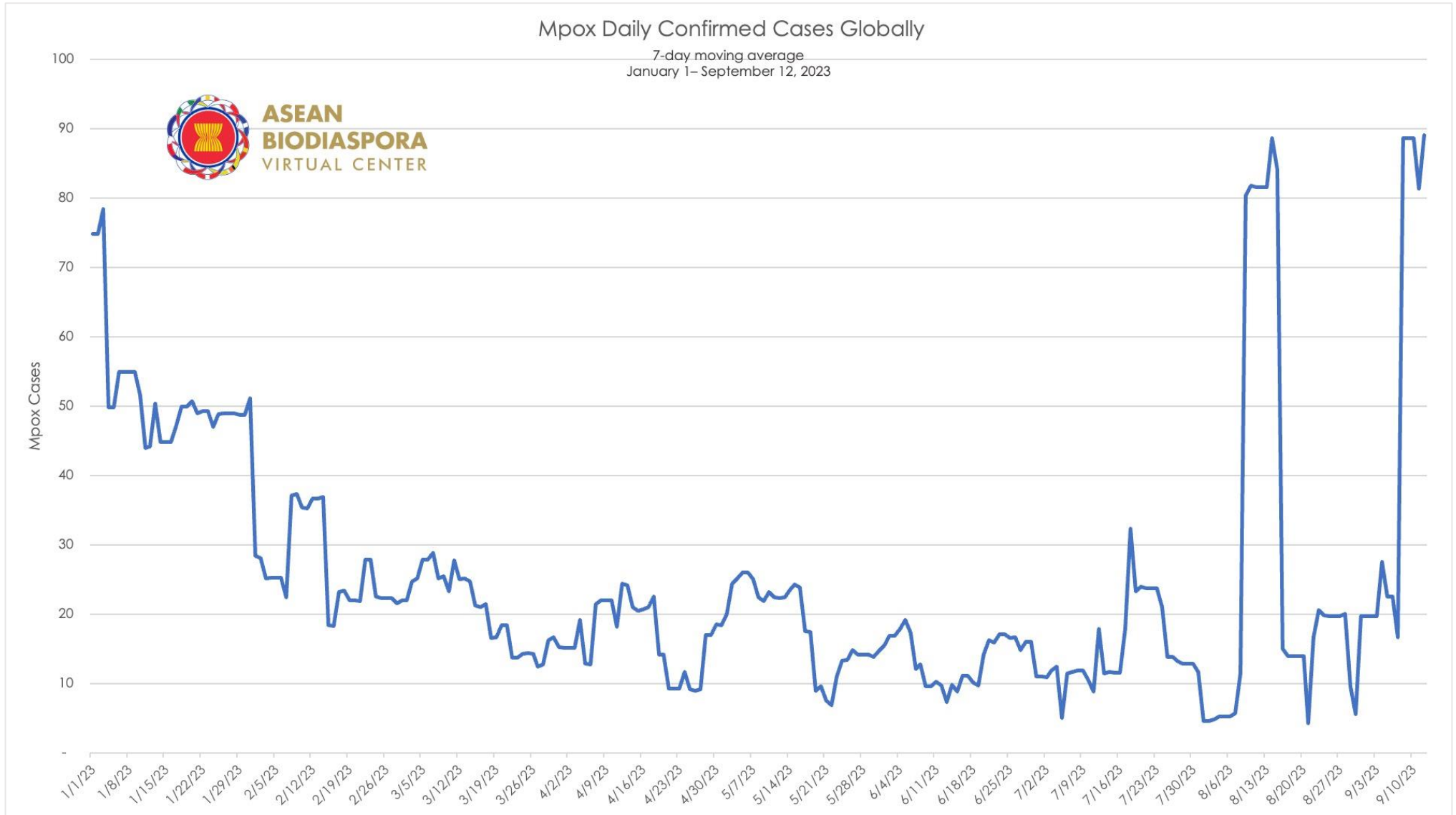
\*Data may be subject to retrospective correction by national authorities.

Edouard Mathieu et al., "Mpox (Monkeypox)," Our World in Data, accessed September 14, 2023, <https://ourworldindata.org/monkeypox>.



# Mpox Daily Trend Globally

January 1 – September 12, 2023



Eduoard Mathieu et al., "Mpox (Monkeypox)," Our World in Data, accessed September 14, 2023, <https://ourworldindata.org/monkeypox>.



## Mpox: Highlights and Situation Overview

- From 01 January to 12 September 2023, there were **6,317** confirmed cases worldwide in 2023, including **83** deaths. Globally, the Case Fatality Rate (CFR) was **1.31%**.
- **325 confirmed cases** including **1 death** in the ASEAN region in 2023, with a CFR of **0.31%**.
- **5,992 confirmed cases** of mpox have been reported in other **5 regions** in 2023 (other than the ASEAN region):

### Mpox cases in the ASEAN region (Jan. 1 to Sep. 12, 2023)

Country	Total Cases	New Cases	Deaths	Case Fatality Rate (CFR)
Malaysia	2	-	-	0.00%
Philippines	1	-	-	0.00%
Singapore	7	-	-	0.00%
Thailand	313	9	1	0.32%
Vietnam	1	-	-	0.00%
<b>ASEAN Total</b>	<b>325</b>	<b>9</b>	<b>1</b>	<b>0.31%</b>

### Mpox cases in the Asia-Pacific region (Jan. 1 to Sep. 12, 2023)

Country/Territory	Total Cases	New Cases	Deaths	Case Fatality Rate (CFR)
Australia	11	-	-	0.00%
India	2	-	-	0.00%
Japan	188	1	-	0.00%
Nepal	1	-	-	0.00%
New Zealand	1	-	-	0.00%
People's Republic of China*	1,139	498	-	0.00%
Republic of China*	307	29	-	0.00%
Republic of Korea*	137	6	-	0.00%
Sri Lanka	2	-	-	0.00%
<b>Asia Pacific Total</b>	<b>1,787</b>	<b>534</b>	<b>-</b>	<b>0.00%</b>

\*People's Republic of China – China, Hong Kong (SAR), and Macao (SAR); Republic of China – Taiwan, Republic of Korea – South Korea

### Top 5 countries with the most mpox cases globally (Jan. 1 to Sep. 12, 2023)

Country	Total Cases	New Cases	Deaths	Case Fatality Rate (CFR)
People's Republic of China	1,139	498	0	0.00%
United States of America	1,007	46	30	2.98%
Democratic Republic of Congo	610	55	2	0.33%
Brazil	456	-	2	0.44%
Mexico	424	6	26	6.13%



## Mpox cases per region

REGION	TOTAL CONFIRMED CASES SINCE JANUARY 1, 2023	NEW CASES SINCE THE PREVIOUS REPORT	TOTAL DEATHS	CASE FATALITY RATE
AFRICA	744	55	5	0.67%
AMERICAS	3,077	52	75	2.44%
ASEAN	325	9	1	0.31%
ASIA PACIFIC	1,787	534	-	0.00%
EUROPE	373	86	2	0.54%
MIDDLE EAST	11	-	-	0.00%
<b>TOTAL</b>	<b>6,317</b>	<b>736</b>	<b>83</b>	<b>1.31%</b>

Edouard Mathieu et al., "Mpox (Monkeypox)," Our World in Data, accessed September 14, 2023, <https://ourworldindata.org/monkeypox>.

## Research Updates (Published and peer-reviewed studies)

- The effectiveness of 1 dose of JYNNEOS vaccine (modified vaccinia Ankara vaccine, Bavarian Nordic) against hospitalization for mpox (caused by Monkeypox virus), has been demonstrated; however, the impact of 2 doses on hospitalization risk, especially among persons infected with HIV, who are at higher risk for severe disease, is an important factor in evaluating vaccine effectiveness against mpox disease severity and Monkeypox virus infection (Schildhauer et al., 2023). This study, **Reduced Odds of Mpox-Associated Hospitalization Among Persons Who Received JYNNEOS Vaccine — California, May 2022–May 2023**, evaluated whether receipt of 2 doses of JYNNEOS vaccine reduced the odds of hospitalization among persons with mpox. Surveillance data collected by the California Department of Public Health were used. The odds of hospitalization among persons with mpox who had received 1 or 2 JYNNEOS doses were 0.27 (95% CI = 0.08–0.65) and 0.20 (95% CI = 0.01–0.90), respectively, compared with unvaccinated mpox patients. In mpox patients with HIV infection, the odds of hospitalization among those who had received 1 JYNNEOS vaccine dose was 0.28 (95% CI = 0.05–0.91) times that of those who were unvaccinated. No mpox-associated hospitalizations were identified among persons infected with HIV who had received 2 JYNNEOS vaccine doses. [\[Full text\]](#)
- While the current MPXV outbreak is disproportionately impacting MSM, cisgender women have also been affected (Renfro et al., 2023). MPXV infection is generally less severe than that of smallpox, however, the small number of reports describing MPXV infection during pregnancy demonstrate potential risk of adverse fetal or maternal outcomes. As part of an epidemiologic survey, remnant samples collected for STI testing for mpox virus were screened. Two cases of presumed MPXV infection in pregnant, heterosexual cisgender women were identified. This report describes their pregnancy and birth outcomes, **Two cases of MPXV infection during pregnancy in heterosexual cisgender women without classic cutaneous lesions, Northern California, 2022**. Both patients required induction of labor and experienced labor complicated by chorioamnionitis. Case 1 was a 19-year-old G1P0 female who presented at 24 weeks' gestation for an initial prenatal exam. The patient complained of vaginal itching and was treated with topical metronidazole. No rash or vesicular lesions were noted on exam. She reported one male sexual partner in the last year. CT/NG, human immunodeficiency virus, and syphilis laboratory testing obtained at this visit was negative. She had not been vaccinated against orthopoxviruses. At 36 weeks' gestation, the patient presented with a two-week history of severe diffuse pruritus. Five days after her presentation for pruritus (and 12 weeks after the positive MPXV sample) she was admitted to the labor and delivery unit at 37 weeks and 3 days for induction of labor. She was diagnosed with intrapartum chorioamnionitis and was treated accordingly. Labor was otherwise uncomplicated, and the patient was afebrile postpartum. Case 2 was a 22-year-





old G1P0 female presented at 36 weeks' gestation for a routine prenatal visit. No rash or vesicular lesions were noted on exam. She reported one male sexual partner in the last year. Laboratory testing for CT/NG, human immunodeficiency virus, and syphilis obtained at this visit were all negative. She had not been vaccinated for orthopoxviruses. She was next seen at 38 weeks and 4 days gestation when she was admitted to labor and delivery for induction of labor after 48 h of amniotic fluid leakage with oligohydramnios (2.5 weeks after testing positive for MPXV). This patient's labor was also complicated by chorioamnionitis. The patient was treated accordingly. Her postpartum course was uneventful and there were no complications with the patient or newborn. [\[Full text\]](#)

- This study, ***The relationship between age and sex partner counts during the mpox outbreak in the UK, 2022***, is a secondary analysis of part of a dataset collected in the UK between 5 September and 6 October 2022 (Brainard et al., 2023). The primary aims of the study that collected those data were to survey the general population about mpox knowledge and undertake a randomised and controlled experiment about health messaging and behavioural intentions. This sub analysis explored the relationship between age and the count of unique partners, adjusting for available confounders. During the 2022 mpox epidemic in the UK, individuals were asked about their partner counts in the preceding three weeks, which is about the same as usual infectious period for persons with active mpox. 2132 MSM, 1201 MSW and 1308 WSM were identified. There was overlap in MSW and MSM,  $n = 340$ , 28% of MSW were also MSM. Most respondents had zero or one recent partner, all distributions were skewed. There was a relatively linear declining relationship between age and partner counts for heterosexual partnership groups, but a peak in partner counts and concurrency for MSMs in middle age years (age 35–54), especially for MSM who seemed to be in a highly sexually active subgroup. [\[Full article\]](#)



## References

- Azad, A.R. (2023) 72 Covid positive cases detected over last week: NIH, Breccorder. Available at: <https://www.brecorder.com/news/40262842> (Accessed: 13 September 2023).
- Bigravenh, T. (2023) Tin Covid Hôm Nay tối 13/9: CÓ 29 ca COVID-19 mới, Bệnh nhân thở Oxy Tăng Lên 5 ca, Báo Sức khỏe & Đời sống - Cơ quan ngôn luận của Bộ Y tế. Available at: <https://suckhoedoisong.vn/ngay-13-9-co-29-ca-covid-19-moi-benh-nhan-tho-oxy-tang-len-5-ca-169230913173912326.htm> (Accessed: 14 September 2023).
- Brainard, J., Smith, L. E., Potts, H. W., & Rubin, G. J. (2023). The relationship between age and sex partner counts during the MPOX outbreak in the UK, 2022. *PLOS ONE*, 18(9). <https://doi.org/10.1371/journal.pone.0291001>
- Đài PT & TH Hải Dương (2023) Nhật Bản đang Trong Làn Sóng Dịch Bệnh COVID-19 thứ 9, Đài PT & TH Hải Dương. Available at: <http://www.haiduongtv.com.vn/xem-tin-tuc/nhat-ban-dang-trong-lan-song-dich-benh-covid-19-thu-9-153753.html> (Accessed: 14 September 2023).
- JNS (2023) At-risk Israelis advised to wear Covid masks during high holidays, *Israel Today*. Available at: <https://www.israeltoday.co.il/read/at-risk-israelis-advised-to-wear-covid-masks-during-high-holidays/> (Accessed: 13 September 2023).
- Renfro, Z. T., Contag, C. A., Lu, J., Solis, D., Huang, C., Sahoo, M. K., Yamamoto, F., Mah, J., Jones, M. S., Lin, J., Levy, V., & Pinsky, B. A. (2023). Two cases of MPXV infection during pregnancy in heterosexual cisgender women without classic cutaneous lesions, Northern California, 2022. *IDCases*, 33. <https://doi.org/10.1016/j.idcr.2023.e01881>
- Santhosh, S. (2023) India reports 97 active Covid cases, with a total of 537: DH latest news, DH News, Latest News, news, health , East Coast Daily English. Available at: <https://www.eastcoastdaily.in/2023/09/13/india-reports-97-active-covid-cases-with-a-total-of-537.html> (Accessed: 14 September 2023).
- Schildhauer, S., Saadeh, K., Vance, J., Quint, J., Salih, T., Lo, T., Keinde, A., Chojolan, E., Gotlieb, E., Ramos, M., Chapman, E., Peters, P., Watson, J., Johnson, K. A., Tang, E. C., Jacobson, K., & Snyder, R. (2023). Reduced odds of Mpox-associated hospitalization among persons who received JYNNEOS vaccine — California, May 2022–May 2023. *MMWR. Morbidity and Mortality Weekly Report*, 72(36), 992–996. <https://doi.org/10.15585/mmwr.mm7236a4>



Report generated by

**ASEAN Biodiaspora Virtual Center (ABVC)**  
in collaboration with **Bluedot Inc.**

Email: [support@biodiaspora.org](mailto:support@biodiaspora.org)

Facebook: <https://facebook.com/ASEANBiodiaspora>

Instagram: <https://instagram.com/ASEANBiodiaspora>



**ASEAN  
BIODIASPORA  
VIRTUAL CENTER**