



**ASEAN
BIODIASPORA
VIRTUAL CENTER**

Weekly Situation Report in the ASEAN Region

—— COVID-19 and Mpox

October 13, 2023 | WSR 2023-15



ASSOCIATION
OF SOUTHEAST
ASIAN NATIONS



ASEAN
BIODIASPORA
VIRTUAL CENTER



MINISTRY OF HEALTH
REPUBLIC OF INDONESIA

GLOBAL PARTNERS



In partnership with
Canada



**World Health
Organization**



Korea Disease Control and
Prevention Agency



bluedot



Editorial

CONSULTANTS

ASEAN SECRETARIAT

Assistant Director and Head of Health Division
Human Development Directorate

Ferdinal Fernando, MDM, MD

Programme Coordinator for Mitigation for Biological Threats (MBT) Phase 2

Michael Glen, MSSc

EDITORIAL TEAM

Editor-in-Chief

Abdurrahman, MPH

Managing Editor

Abdul Haris Ibrahim, MHI

Associate Editors

Aldilas Achmad Nursetyo, MSc, MD

Gian Rei Mangcucang, MIH, EMT-B, RN

Copy Editor

Nur Ismi Hamid

Interns

Nailul Rizka Novianti

Divva Kaamila

Natasha Alicia Putri

PUBLISHER

ASEAN Biodiaspora Virtual Center

EDITORIAL ADDRESS

ASEAN Biodiaspora Virtual Center, 2/F Ministry of Health, Jl. H.R. Rasuna Said, Blok X5, Kav. 4-9, Jakarta Selatan, Jakarta, Indonesia

E-mail: support@biodiaspora.org

Weekly Issue





Table of Contents

COVID-19	1
Highlights and Situation Overview	2
Global Updates	2
Regional Updates	2
ASEAN Travel Advisories	3
COVID-19 Cases and Deaths Table	4
COVID-19 Cases in ASEAN Region Table	4
Epidemic Curve Among ASEAN Countries	5
ASEAN Weekly New Cases and Deaths	6
COVID-19 Variants Frequencies Among ASEAN Countries	7
COVID-19 Variants Frequencies in the ASEAN Region	8
Vaccination Status in ASEAN	9
Mpox	10
Map of Mpox Cases Globally	11
Mpox Daily Trend Globally	12
Highlights and Situation Overview	13
Mpox Cases in ASEAN Region Table	13
Mpox Cases in Asia-Pacific Region Table	13
Top 5 Countries with Most Mpox Cases Globally	13
Mpox Cases per Region	14
Regional Updates	14
References	15

COVID-19



**ASEAN
BIODIASPORA
VIRTUAL CENTER**



COVID-19: Highlights and Situation Overview

Global Updates

- **Worldwide**, over 696 million cases and over 6 million deaths have been attributed to COVID-19.
- **India**: reported a single-day rise of 72 new COVID-19 infections while the active caseload has been recorded at 348, according to Union Health Ministry data. The death toll has been recorded at 532,035, updated at 8am on October 11. The country's COVID-19 case tally currently stands at 44,999,438. [[Full article](#)]
- **Republic of China (Taiwan)**: The Centers for Disease Control (CDC) reported a slight increase in COVID-19 hospitalizations last week, with 110,210 hospital visits for influenza-like illnesses and 11 influenza-related deaths reported. The average number of hospitalized moderate-to-severe COVID-19 cases last week was 39 per day, slightly higher than the previous week's average of 35 per day. The number of prescriptions for oral antiviral drugs to treat COVID-19 also rose slightly last week. COVID-19 infections might peak by the end of December, with an estimated 22,000 to 24,000 new cases per day. The CDC encourages elderly people and high-risk groups to get vaccinated to reduce the risk of severe complications or death. The Omicron XBB 1.5-adapted COVID-19 vaccine has been available for elderly people and high-risk groups since September 26, with about 150,000 people receiving shots. Eligibility for the vaccine has been expanded to all people aged six months or older. The annual flu vaccination program was launched on October 9 last week, and more than 1.23 million vaccines had been administered as of yesterday. [[Full article](#)]

Regional Updates

- **Philippines**: The Department of Health (DOH) reported 152 new COVID-19 cases, raising the total to 4,116,794. The country has 3,033 active cases and a 98.3% recovery rate. The DOH reported that 224 of 1,969 available ICU beds are occupied, with 3,028, 16,29% of 18,590 beds in use. [[Full article](#)]
- **Vietnam** reported 17 new COVID-19 cases on October 11, with 15 patients recovering. Since the beginning of the epidemic, Vietnam has had 11,623,911 cases, ranking 13/231 countries and territories. The total number of deaths due to COVID-19 in Vietnam to date is 43,206, accounting for 0.4% of the total number of infections. The total number of vaccine doses administered is 266,532,582, with the number of doses for people aged 18 years and older being 223,841,647, and for children aged 12-17 years at 23,965,655. [[Full article](#)]



ASEAN Travel Advisories (new update/s) as of 12 October 2023

ASEAN Country	Published	Foreign travelers allowed	COVID-19 vaccination requirement	Required COVID-19 testing for fully vaccinated	Required COVID-19 testing for NOT fully vaccinated	Quarantine upon arrival	Health insurance requirement	Arrival health declaration/ registration/ documents
Brunei Darussalam	December 1, 2022	Yes	No	No	No	No	No	No
Cambodia	October 6, 2022	Yes	No	No	No	No	No	No
Indonesia	June 10, 2023	Yes	No	No	No	No	No	No
Laos	December 29, 2022	Yes	No	No	No	No	No	No
Malaysia	August 2, 2022	Yes	No	No	No	No	No	No
Myanmar	September 5, 2023	Yes	No	Passengers are subject to medical screening and could be subject to a test upon arrival.	No	No	Printed medical insurance except nationals.	COVID-19 Myanmar Declaration upon arrival. Passengers must present a Health Form.
Philippines	July 25, 2023	Yes	No	No	No	No	No	No
Singapore	February 13, 2023	Yes	No	No	No	No	No	No
Thailand	March 1, 2023	Yes	No	No	No	No	No	No
Vietnam	May 16, 2022	Yes	No	No	No	No	No	No

- Reference: [IATA Travel Centre](#)



COVID-19 Cases and Deaths

- As of 12 October 2023 (5PM, GMT+7), worldwide, there were **696,472,014** confirmed cases, including **6,925,314** deaths. Globally, Case Fatality Rate (CFR) was **1.0%**.
- **36,430,795 total confirmed cases** of COVID-19 have been reported in the **ASEAN Region**.
- The Case Fatality Rate in the **ASEAN Region** was **1.01%**.

COVID-19 cases in ASEAN region

REGION	COUNTRY	FIRST CONFIRMED CASES	LATEST REPORT ON CONFIRMED	CUMULATIVE CASES	CUMULATIVE CASES IN 2023	NEW CASES SINCE LAST REPORT	CUMULATIVE DEATHS	NEW DEATHS SINCE LAST REPORT	CUMULATIVE CASES/ 100,000	CUMULATIVE VACCINATED	CUMULATIVE FULLY VACCINATED	CUMULATIVE BOOSTED	FULLY VACCINATED PER 100
ASEAN REGION	Brunei Darussalam	10-Mar-20	07-Oct-23	311,020	49,580	429	225		66,180	451,032	7	340,379	95.0
	Cambodia	27-Jan-20	18-Sep-23	138,941	503	-	3,056	-	793	15,301,258	14,674,372	10,716,594	83.8
	Indonesia	02-Mar-20	20-Sep-23	6,813,429	101,726	-	161,918	-	2,518	203,877,412	174,957,973	69,352,698	64.7
	Lao PDR	24-Mar-20	07-Oct-23	218,871	1,285	5	758	-	2,889	6,324,678	5,691,962	2,451,034	75.1
	Malaysia	25-Jan-20	07-Oct-23	5,127,616	108,216	933	37,177	2	15,664	28,126,647	27,539,843	16,336,964	84.2
	Myanmar	23-Mar-20	11-Oct-23	641,314	7,739	24	19,495	-	1,137	40,354,937	35,196,377	13,903,599	62.4
	Philippines	30-Jan-20	13-Sep-23	4,174,101	116,472	-	66,643	-	3,824	82,684,774	79,164,840	24,178,325	72.5
	Singapore	23-Jan-20	09-Oct-23	2,626,395	439,721	16,250	1,893	10	44,972	5,323,868	5,285,909	4,798,035	90.5
	Thailand	13-Jan-20	09-Oct-23	4,757,604	38,696	131	34,480	5	6,798	57,673,792	54,187,262	27,402,804	77.4
	Vietnam	23-Jan-20	11-Oct-23	11,623,911	100,544	137	43,206	-	11,358	90,270,583	85,958,364	57,958,886	84.0
ASEAN COUNTRIES				36,430,795	964,482	17,909	368,851	17	156,134	530,388,981	483,103,532	227,439,318	70.5

REGION	TOTAL CONFIRMED CASES	NEW CASES	TOTAL DEATHS	NEW DEATHS
ASIA	235,470,893	7,591	1,580,443	56
AFRICA	12,840,097	29	258,838	0
AMERICAS	197,736,097	70,006	3,010,888	361
EUROPE	250,424,838	44,896	2,075,145	241
TOTAL	696,472,014	122,522	6,925,314	658

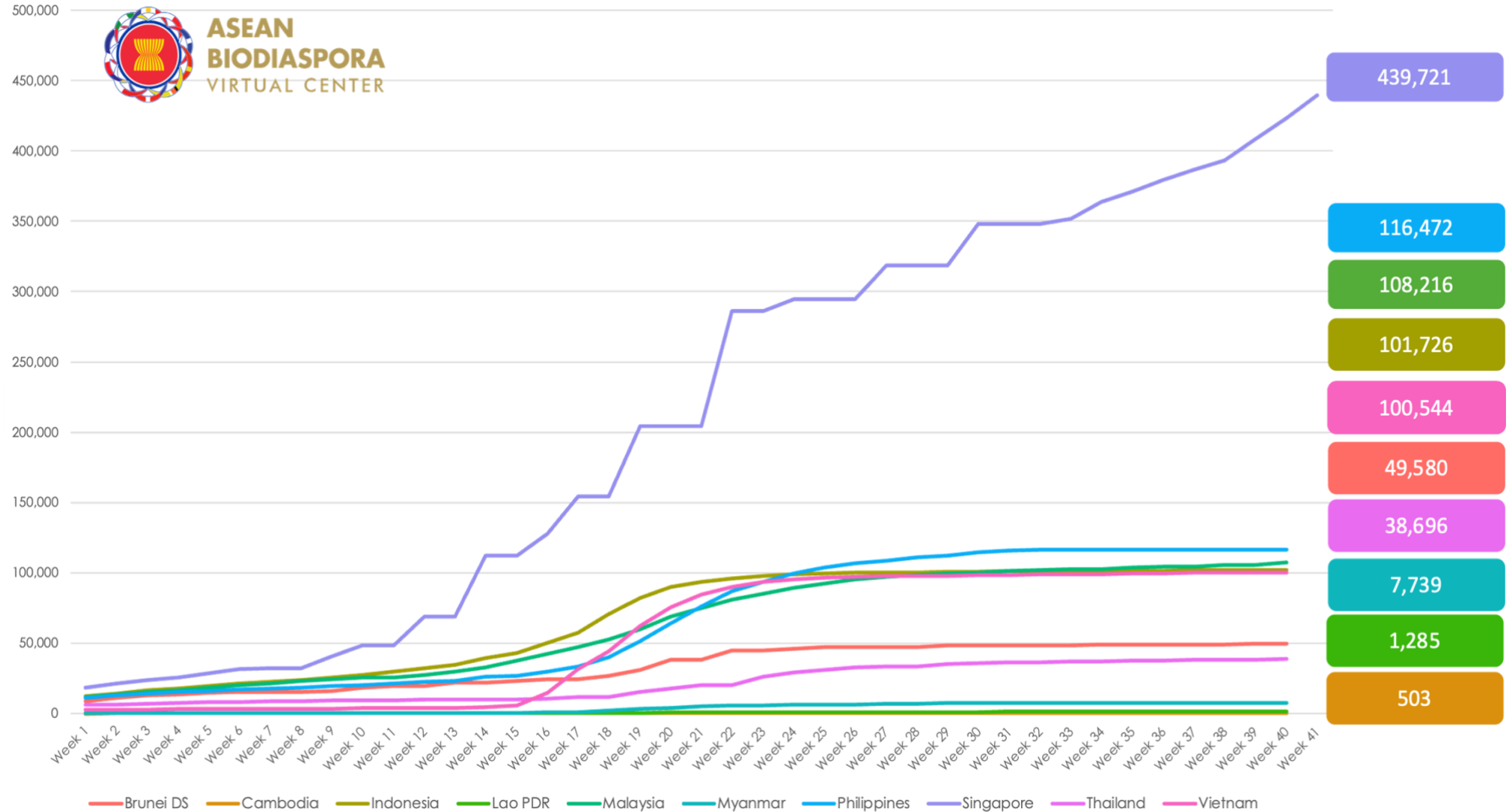
**Data References: [Singapore Government](#), [Worldometer](#), and the [WHO](#)



COVID-19 Epidemic Curve Among ASEAN Countries

From January 1 to October 12, 2023

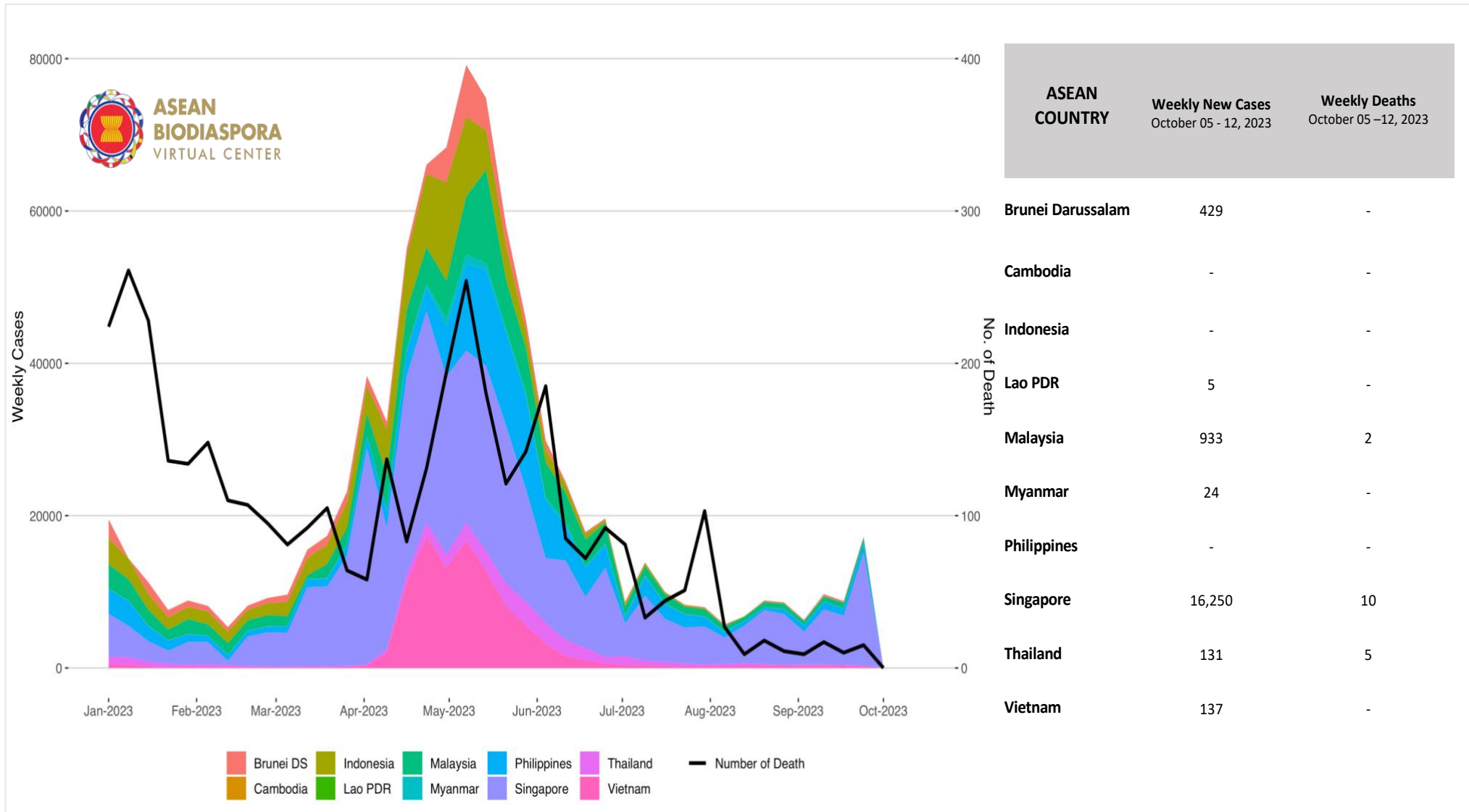
*Weeks based on ABVC reporting schedule for COVID-19





ASEAN Weekly COVID-19 New Cases and Deaths

From January 1, 2023 to October 12, 2023

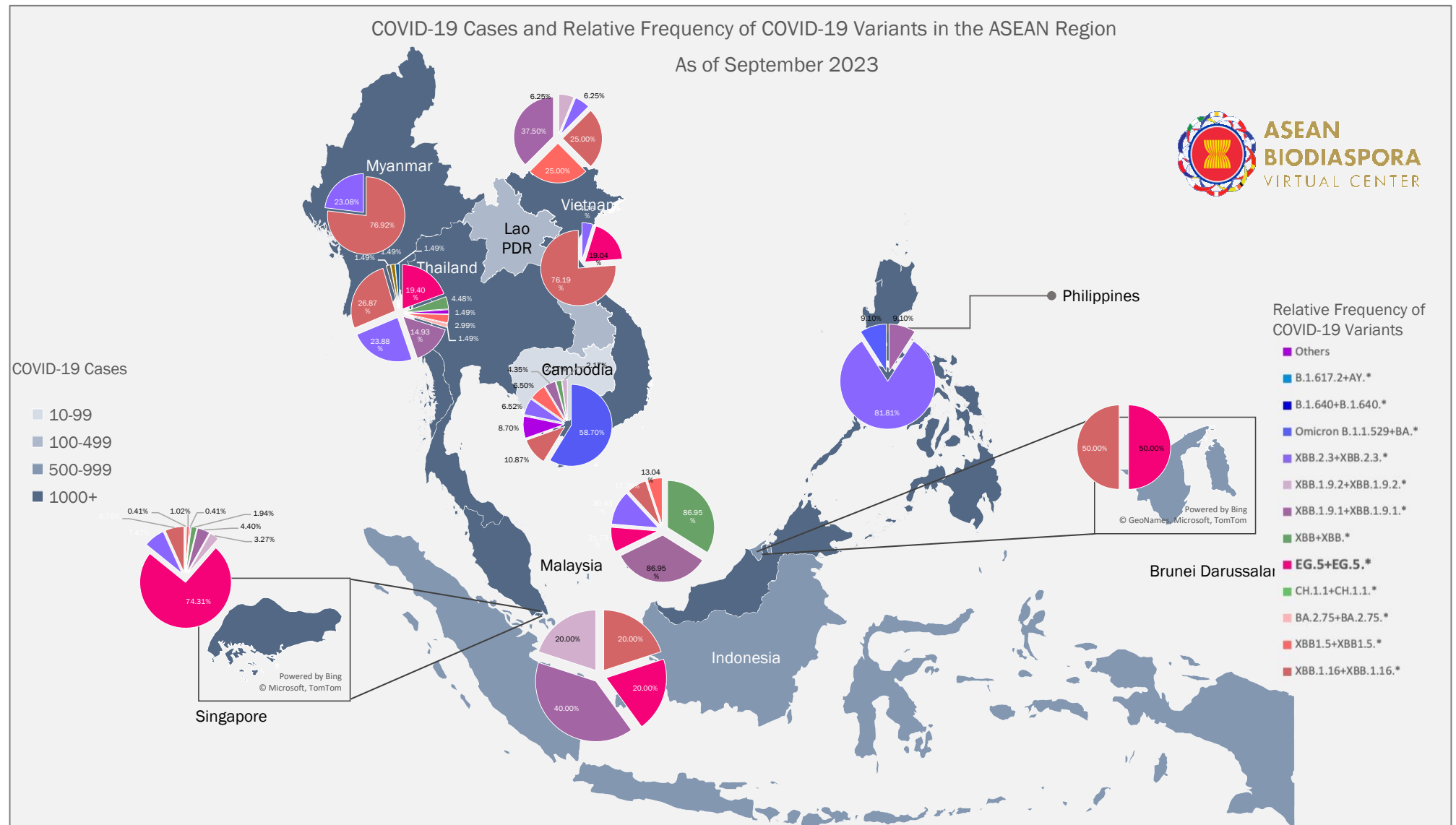


**Data References: [Singapore Government](#), [Worldometer](#), and the [WHO](#)



COVID-19 Variants Frequencies Among ASEAN Countries

As of September 2023

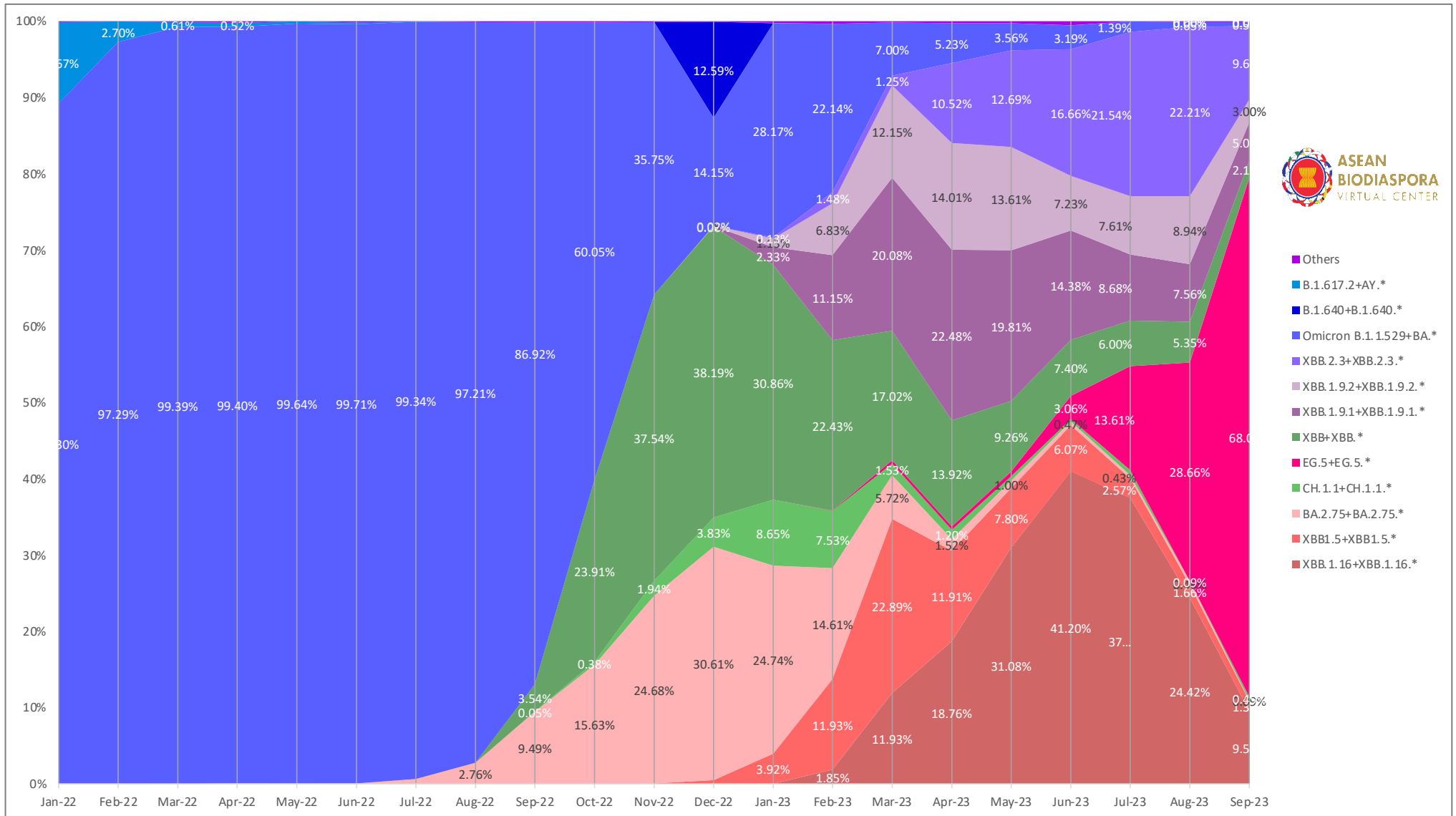


GISAID. "hCoV-19 Variants Dashboard," accessed October 12, 2023, <https://gisaid.org/hcov-19-variants-dashboard/>.



COVID-19 Variants Frequencies in the ASEAN Region

From January to September 2023

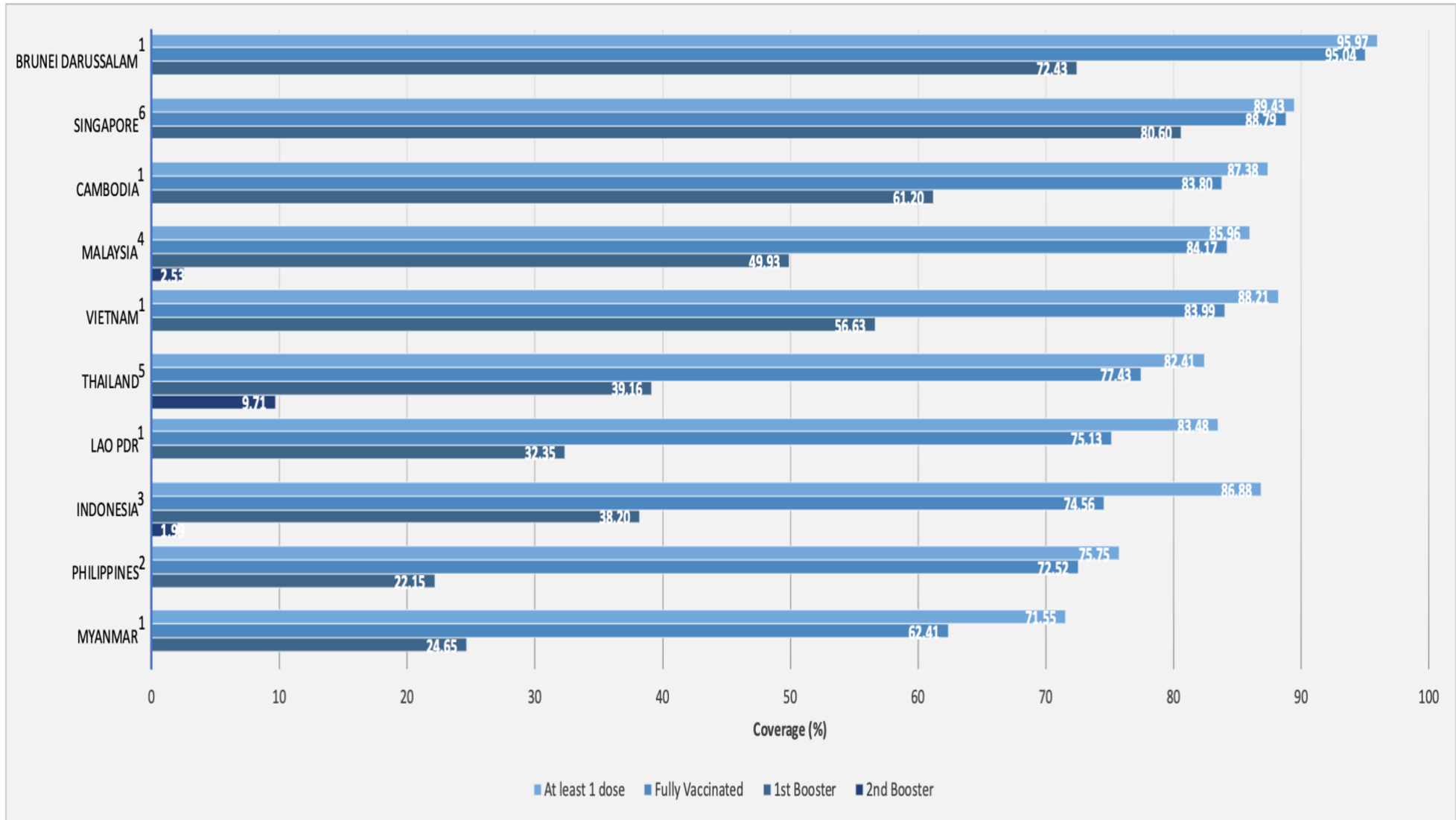


GISAID. "hCoV-19 Variants Dashboard," accessed October 12, 2023, <https://gisaid.org/hcov-19-variants-dashboard/>.



ASEAN COVID-19 Vaccination Status

as of 12 October 2023



1. World Health Organization, Coronavirus (Covid-19) Data, accessed October 05, 2023 <https://covid19.who.int/data>
2. Department of Health Philippines, National Covid-19 vaccination dashboard accessed October 05, 2023, <https://doh.gov.ph/covid19-vaccination-dashboard/> <https://covid19.who.int/>
3. Ministry of Health Indonesia, "Vaccine Dashboard, October 05, 2023, <https://vaksin.kemkes.go.id/#/vaccines>
4. Ministry of Health Malaysia, Covid-19 vaccination, accessed October 05, 2023, <https://data.moh.gov.my/covid-vaccination>
5. Ministry of Public Health Thailand, Covid-19 Vaccination Infographic, accessed October 05, 2023, <https://dashboard-vaccine.moph.go.th/>
6. Singapore Government Open Data, accessed October 05, 2023, <https://data.gov.sg/dataset/covid-19-stats>

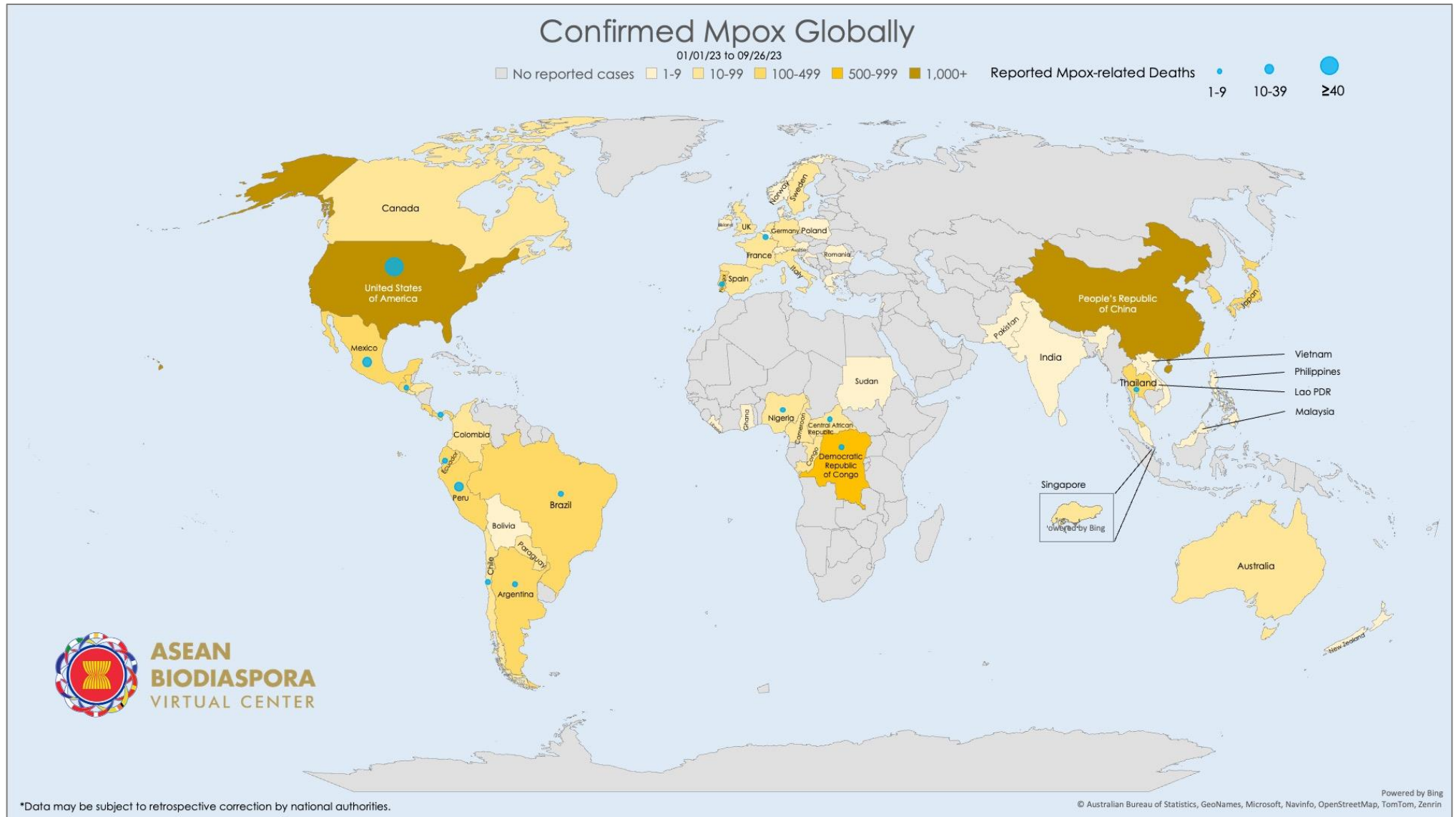
MPOX





Mpox Cases Reported Globally

January 1 – September 26, 2023

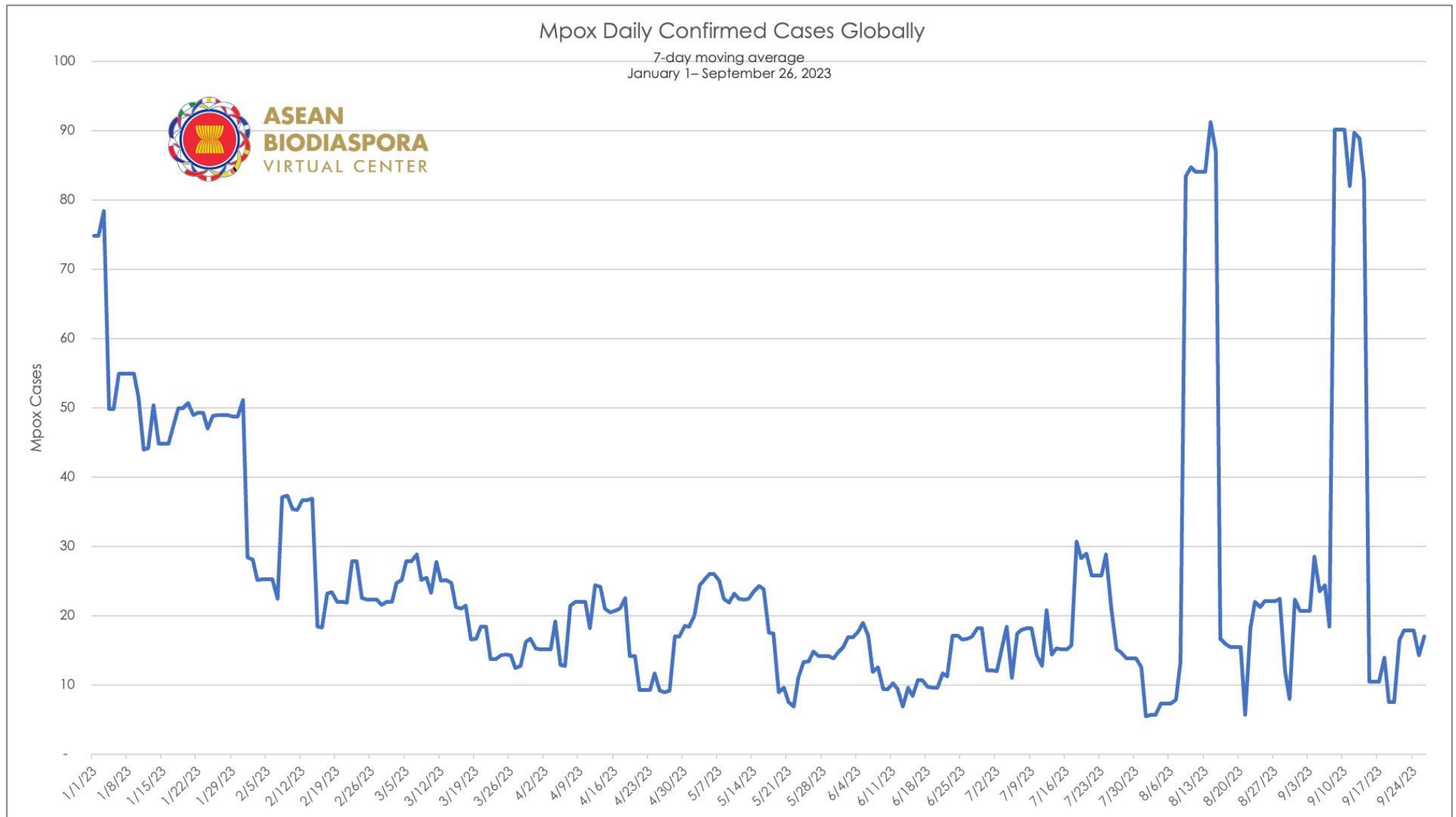


World Health Organization. "2022-23 Mpox (Monkeypox Outbreak Global Trends," accessed October 12, 2023, https://worldhealthorg.shinyapps.io/mpx_global/.



Mpox Daily Trend Globally

January 1 – September 26, 2023



Edouard Mathieu et al., "Mpox (Monkeypox)," Our World in Data, accessed October 12, 2023, <https://ourworldindata.org/monkeypox>.



Mpox: Highlights and Situation Overview

- From 01 January to 26 September 2023, there were **6,517** confirmed cases worldwide in 2023, including **83** deaths. Globally, the Case Fatality Rate (CFR) was **1.27%**.
- **403 confirmed cases** including **1 death** in the ASEAN region in 2023, with a CFR of **0.25%**.
- **6,114 confirmed cases** of mpox have been reported in other **5 regions** in 2023 (other than the ASEAN region):

Mpox cases in the ASEAN region (Jan. 1 to Sep. 26, 2023)

Country	Cumulative Cases 2023	New Cases Since Previous Report	Cumulative Deaths	Case Fatality Rate (CFR)
Lao PDR	1	-	-	0.00%
Malaysia	2	-	-	0.00%
Philippines	1	-	-	0.00%
Singapore	10	-	-	0.00%
Thailand	387	-	1	0.26%
Vietnam	2	-	-	0.00%
ASEAN Total	403	0	1	0.25%

Mpox cases in the Asia-Pacific region (Jan. 1 to Sep. 26, 2023)

Country/Territory	Cumulative Cases 2023	New Cases Since Previous Report	Cumulative Deaths	Case Fatality Rate (CFR)
Australia ¹	12	-	-	0.00%
India ¹	2	-	-	0.00%
Japan ¹	196	-	-	0.00%
Nepal ¹	1	-	-	0.00%
New Zealand ¹	2	-	-	0.00%
People's Republic of China* ¹	1,144	-	-	0.00%
Republic of China* ²	339	-	-	0.00%
Republic of Korea* ¹	137	-	-	0.00%
Sri Lanka ¹	2	-	-	0.00%
Asia Pacific Total	1,835	0	0	0.00%

*People's Republic of China – China, Hong Kong (SAR), and Macao (SAR); Republic of China – Taiwan, Republic of Korea – South Korea
1. World Health Organization. "2022-23 Mpox (Monkeypox Outbreak Global Trends," accessed October 5, 2023, https://worldhealthorg.shinyapps.io/mpx_global/.
2. Republic of China – Taiwan; Taiwan National Infectious Disease Statistics System, <https://nidss.cdc.gov.tw/en/nndss/disease?id=MPXV>, accessed Oct. 5, 2023

Top 5 countries with the most mpox cases globally (Jan. 1 to Sep. 26, 2023)

Country	Cumulative Cases 2023	New Cases Since Previous Report	Cumulative Deaths	Case Fatality Rate (CFR)
People's Republic of China	1,144	0	0	0.00%
United States of America	1,033	0	30	2.90%
Democratic Republic of Congo	610	0	2	0.33%
Brazil	456	0	2	0.44%
Mexico	425	0	26	6.12%



Mpox cases per region

REGION	CUMULATIVE CONFIRMED CASES (JAN. 1 – SEP. 26, 2023)	NEW CASES SINCE THE PREVIOUS REPORT	CUMULATIVE DEATHS	CASE FATALITY RATE
AFRICA	752	0	5	0.66%
AMERICAS	3,107	0	75	2.41%
ASEAN	403	0	1	0.25%
ASIA PACIFIC	1,830	0	-	0.00%
EUROPE	409	0	2	0.50%
MIDDLE EAST	12	0	-	0.00%
TOTAL	6,513	0	83	1.28%

World Health Organization. "2022-23 Mpox (Monkeypox Outbreak Global Trends," accessed October 12, 2023, https://worldhealthorg.shinyapps.io/mpox_global/.

Regional Updates

- Vietnam:** Ho Chi Minh City's Department of Health (HCMC) reported a quick report on epidemic prevention and control activities, including an mpox outbreak. The city has detected 10 new cases of mpox, with four confirmed cases. The health sector is monitoring early detection and treatment. Hospitals in Ho Chi Minh City are open daily, with around 800-900 medical visits. [\[Full article\]](#)



References

- Bulletin, M. (2023, October 11). PH logs 152 new Covid-19 cases on Oct. 11. Manila Bulletin. <https://mb.com.ph/2023/10/11/ph-logs-152-new-covid-19-cases-on-oct-11> (Accessed: 12 October 2023).
- I-chia, L. (2023, October 12). COVID-19 cases increase slightly, CDC says - Taipei Times. <https://www.taipeitimes.com/News/taiwan/archives/2023/10/12/2003807578> (Accessed: 12 October 2023).
- Kachroo, S. (2023) Covid-19: India Records 72 Fresh Infections, active caseload at 348, News18. Available at: <https://www.news18.com/india/covid-19-india-records-72-fresh-infections-active-caseload-at-348-8612095.html> (Accessed: 12 October 2023).
- thanhvien.vn. (2023b, October 8). TP.HCM đã có 13 ca bệnh đậu mùa khi. Thanhvien.vn. <https://thanhvien.vn/tphcm-da-co-13-ca-benh-dau-mua-khi-185231008103945493.htm> (Accessed: 12 October 2023).
- VTV, B. D. T. (2023, October 11). Ngày 11/10: Thêm 17 ca mắc COVID-19 mới, 3 bệnh nhân đang thở oxy. BAO DIEN TU VTV. <https://vtv.vn/suc-khoe/ngay-11-10-them-17-ca-mac-covid-19-moi-3-benh-nhan-dang-tho-oxy-20231011174239037.htm> (Accessed: 12 October 2023).



Report generated by

ASEAN Biodiaspora Virtual Center (ABVC)
in collaboration with **Bluedot Inc.**

Email: support@biodiaspora.org

Facebook: <https://facebook.com/ASEANBiodiaspora>

Instagram: <https://instagram.com/ASEANBiodiaspora>



**ASEAN
BIODIASPORA
VIRTUAL CENTER**