



This report aims to provide the current situation on infectious and emerging diseases in the ASEAN Region. We collate various information from multiple official sources and publicly available sources and is published every week on Wednesday. For feedback and/or suggestions, please write to support@biodiaspora.org

Editorial

CONSULTANTS

ASEAN SECRETARIAT

Advisory – Regional Expert

Ferdinal Fernando, MD, MDM

Programme Coordinator for Mitigation for Biological Threats (MBT) Phase 3

Michael Glen, MSSc

EDITORIAL TEAM

Editor-in-Chief

Abdurrahman, MPH

Managing Editor

Aldilas Achmad Nursetyo, MD, MS

Associate Editor

Abdul Haris Ibrahim, MHI

Habibi Rohman Rosyad, MSc

Copy Editor

Ajeng Sekar Pratiwi, A.Md

Dwi Sasongko, A.Md.

Supporting Staff

Svetlana Pratiwi, SKM

Divva Kaamila

Natasha Alicia Putri

PUBLISHER

ASEAN Biodiaspora Virtual Center

2/F Ministry of Health, Jl. H.R. Rasuna Said, Blok X5, Kav. 4-9, Jakarta Selatan, Jakarta, Indonesia

E-mail: support@biodiaspora.org

Facebook: <https://facebook.com/ASEANBiodiaspora>

Instagram: <https://instagram.com/ASEANBiodiaspora>



Table of Contents

Key Findings	1
Reported Infectious Diseases in the ASEAN Region and Neighboring Countries	1
Emerging Diseases	2
Mpox	2
Mpox Cases Reported in the ASEAN Region	2
Mpox Highlights and Situation Overview	3
Mpox Cases in the ASEAN Region	3
Top 5 Countries with Most Mpox Cases Globally	3
Mpox Cases per Region	3
Trend of Mpox in the ASEAN Region	4
Trend of Mpox among ASEAN Member States	4
Distribution of Mpox Variants in The Global	5
Distribution of Mpox Variants in The ASEAN and Neighbouring Countries	5
COVID-19	6
COVID-19: Highlights and Situation Overview	6
ASEAN Weekly COVID-19 Cases and Deaths	6
Trends of Influenza Confirmed Cases in the ASEAN region	6
COVID-19 Variants Frequencies Among the ASEAN Member States	7
COVID-19 Variants Frequencies in the ASEAN Region	7
Zoonosis	8
Rabies	8
Rabies Cases in the ASEAN Region Map	8
Rabies Cases in the ASEAN Region Table	8
Vector-Borne Diseases	9
Dengue	9
Dengue Cases in the ASEAN Region Map	9
Dengue Cases in the ASEAN Region Table	9
Malaria	10
Malaria Cases in the ASEAN Region Map	10
Malaria Cases in the ASEAN Region Table	10
Vaccine-Preventable Diseases	11
Measles	11
Measles Cases in the ASEAN Region Map	11
Measles Cases in the ASEAN Region Table	11
Annex 1. Infectious Diseases in the ASEAN Region – Summary Table	12

Key Findings

Global

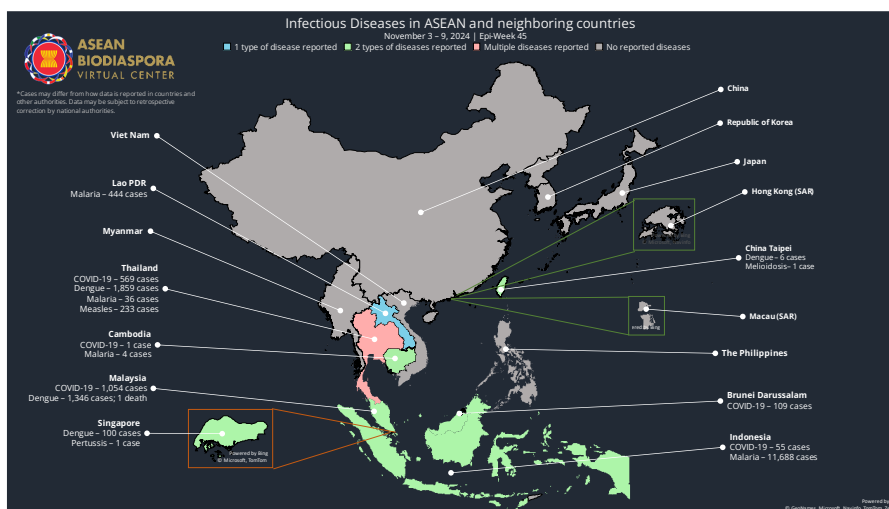
- The United States (US) reported its first cases of clade 1b mpox. A total of four cases occurred in the same household, marking the first local transmission outside Africa.
- New Zealand's Ministry of Health has reported 1,248 new COVID-19 cases and 12 deaths, with 77 recently hospitalized.
- South Asia (Bangladesh, India and Pakistan) is experiencing a dengue epidemic with new cases and deaths reported. The surge also occurs in Italy and the US with local infections reported.
- A case of malaria has been reported in Veneto, Italy, the first indigenous case in over 50 years. Officials have undertaken immediate disinfection and increased surveillance.
- Illinois, USA, reported eight new cases of pertussis in October, bringing the total for the year to 35, more than double the 13 cases reported in 2023. So far this year, 41,013 cases have been reported in Australia, with an average of 130 new cases per day. Norway is concerned about a significant outbreak of pertussis with more than 7,000 confirmed cases from January to September.
- Pakistan has reported three new cases of poliovirus, bringing the national total to 46.
- The Gandhinagar health department, India, has detected a suspected case of Zika virus. Mosquito eradication measure and fever surveillance has been started; samples were sent to a referral laboratory for confirmation.

ASEAN Region

- **The Philippines reported a new mpox case in Quezon City.**
- Yogyakarta Municipality, Yogyakarta Province, Indonesia, recorded 92 new HIV cases and 14 new AIDS cases this year. Collaboration effort was performed, targeting high-risk populations for HIV/AIDS and sexually transmitted infection (STI) prevention and control.
- Metro Manila, the Philippines, has recorded a total of 2,734 cases of leptospirosis, a 90.92% increase compared to last year. The Department of Health emphasizes intensified public health interventions.
- Viet Nam has monitored a total of 230 suspected cases of measles as of mid-September 2024 with 94 cases testing positive. Over 29,100 people in Long An were vaccinated across two campaign rounds.
- Bangli District, Bali Province, Indonesia, recorded 2,320 cases of dog bites through October 2024. Public awareness is growing and more people are vaccinating their pets. Davao del Norte, Philippines, has initiated contact tracing after the death of a resident from dog meat consumption.

Reported Infectious Diseases in the ASEAN Region and Neighboring Countries

Epidemiological Week 45 | November 3 – 9, 2024

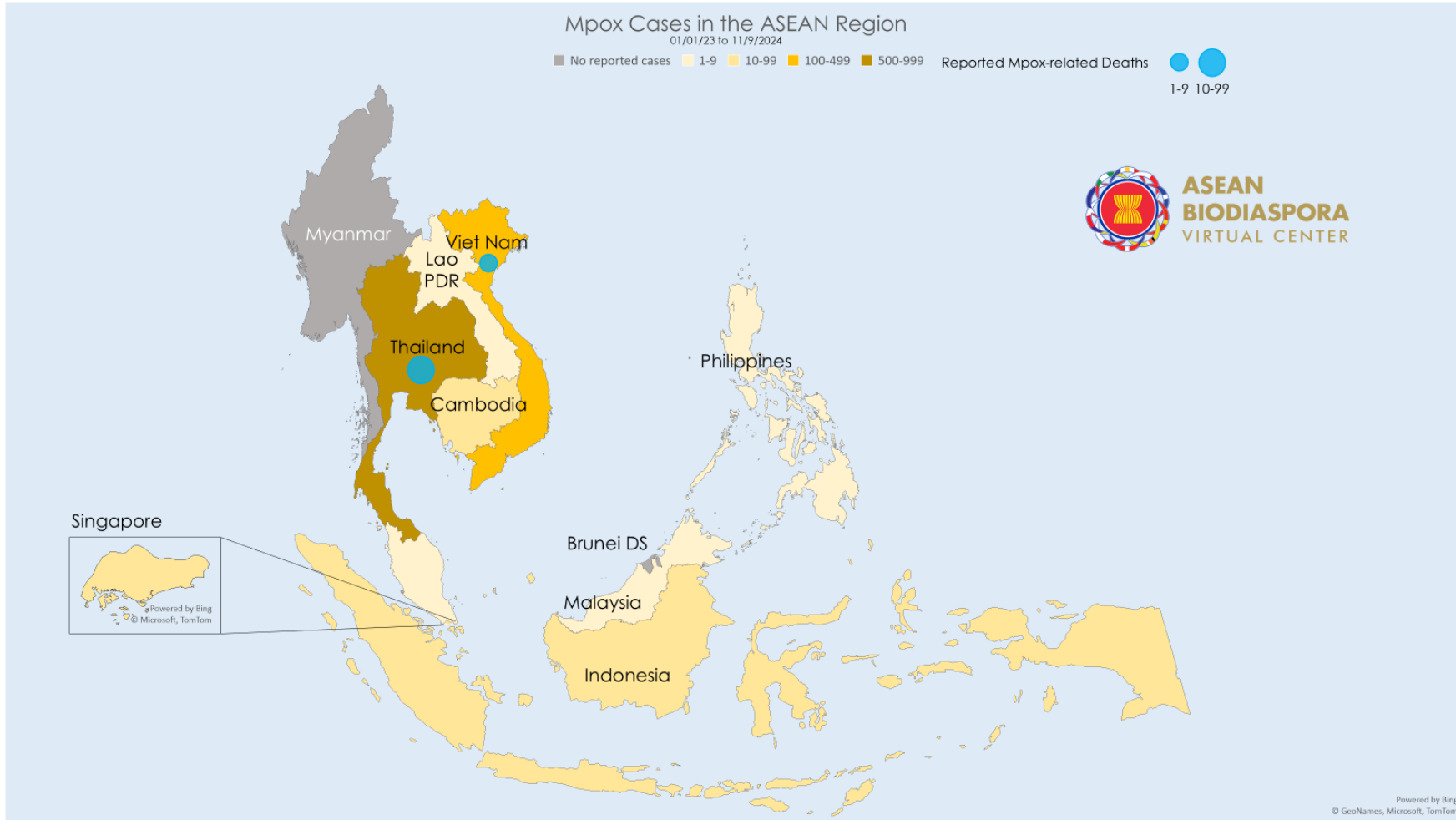


Source: AMS Official Sources, [WHO, Our World in Data](#), and [Bluedot Platform](#), accessed on November 12, 2024

EMERGING DISEASES

Mpox Cases Reported in the ASEAN Region

January 1, 2023 – November 9, 2024



Source:

1. Ministry of Health Republic of Indonesia
2. Ministry of Health Singapore, accessed November 12, 2024, <https://www.moh.gov.sg/resources-statistics/infectious-disease-statistics/2023/weekly-infectious-diseases-bulletin>



Mpox: Highlights and Situation Overview

- From 1 January 2023 to 9 November 2024, **27,728** confirmed cases worldwide since 2023, including **182** deaths. Globally, the CFR was **0.66 %**.
- **1,228 confirmed cases** including **18 deaths** in the **ASEAN** region, with a CFR of **1.47%**.
- **26,500 confirmed cases** of mpox have been reported in **other regions** (other than the ASEAN region):

Mpox cases in the ASEAN region (Jan. 1, 2023 to Nov. 9, 2024)

ASEAN Member States	Cumulative Cases 2023-2024	New Cases Since Previous Report	Cumulative Deaths 2023-2024	CFR
Cambodia ¹	20	0	0	0.00%
Indonesia ²	87	0	0	0.00%
Lao PDR ³	1	0	0	0.00%
Malaysia ³	10	0	0	0.00%
Philippines ⁴	28	0	0	0.00%
Singapore ⁵	48	0	0	0.00%
Thailand ³	833	0	10	1.20%
Vietnam ³	201	0	8	3.98%
ASEAN Total	1,228	0	18	1.47%

Source:

1. Ministry of Health Cambodia
2. Ministry of Health Republic of Indonesia
3. IBS Bluedot (Accessed on November 12, 2024), (<https://portal.bluedot.org/>)
4. Department of Health Philippines
5. Ministry of Health Singapore, accessed November 12, 2024, (<https://www.moh.gov.sg/resources-statistics/infectious-disease-statistics/2023/weekly-infectious-diseases-bulletin>)

Top 5 countries with the most mpox cases globally (Jan. 1, 2023 to Nov. 9, 2024)

Country	Cumulative Cases	New Cases Since Previous Report	Cumulative Deaths	CFR
Democratic Republic of Congo	7,135	0	27	0.38%
United States of America	3,979	0	10	0.25%
People's Republic of China	2,652	0	1	0.04%
Brazil	2,065	0	2	0.10%
Thailand	1,170	0	0	0.00%

Source: Our World in Data, accessed on November 12, 2024 (<https://ourworldindata.org/monkeypox>)

Mpox cases per region (Jan. 1, 2023 to Nov. 9, 2024)

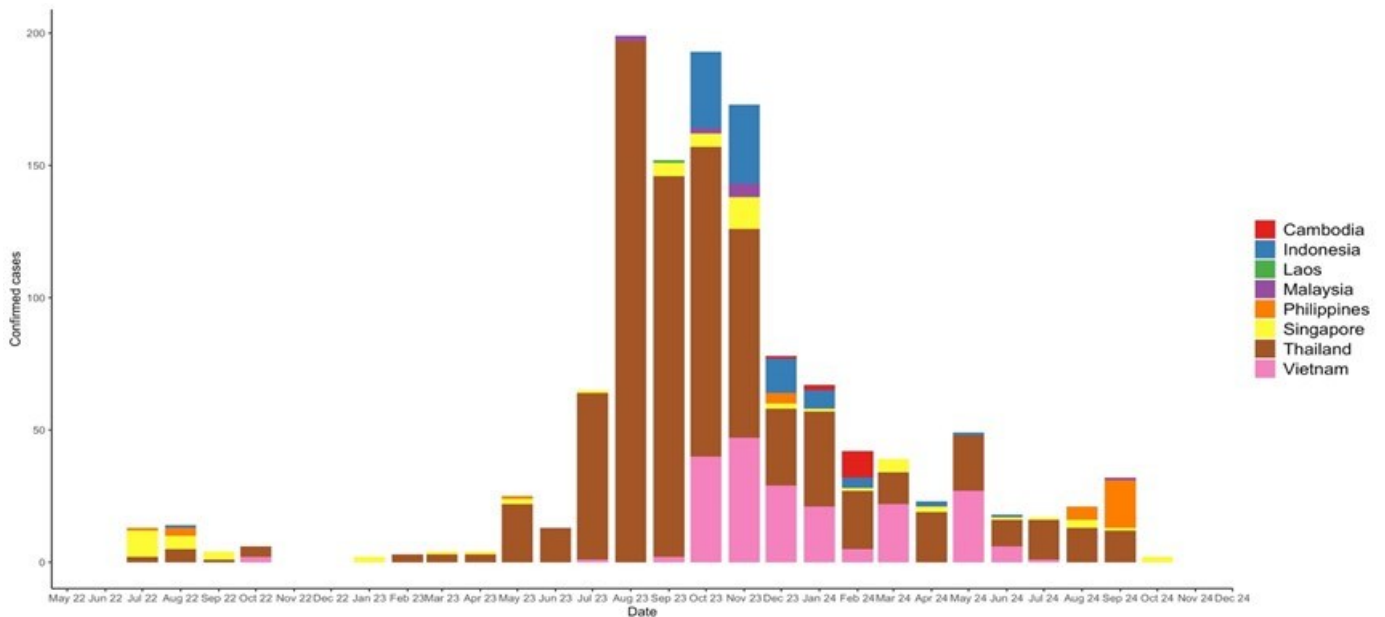
REGIONS	CUMULATIVE CASES 2023-2024	NEW CASES SINCE THE PREVIOUS REPORT	CUMULATIVE DEATHS	CFR
AFRICA	8,946	0	40	0.45%
AMERICAS	9,045	0	98	1.08%
ASEAN	1,228	0	18	1.47%
ASIA & OCEANIA	6,101	0	21	0.34%
EUROPE	2,408	0	5	0.21%
TOTAL	27,728	0	182	0.66%

Source: Our World in Data, accessed on November 12, 2024 (<https://ourworldindata.org/monkeypox>)



Trend of Mpox Confirmed Cases in the ASEAN Region

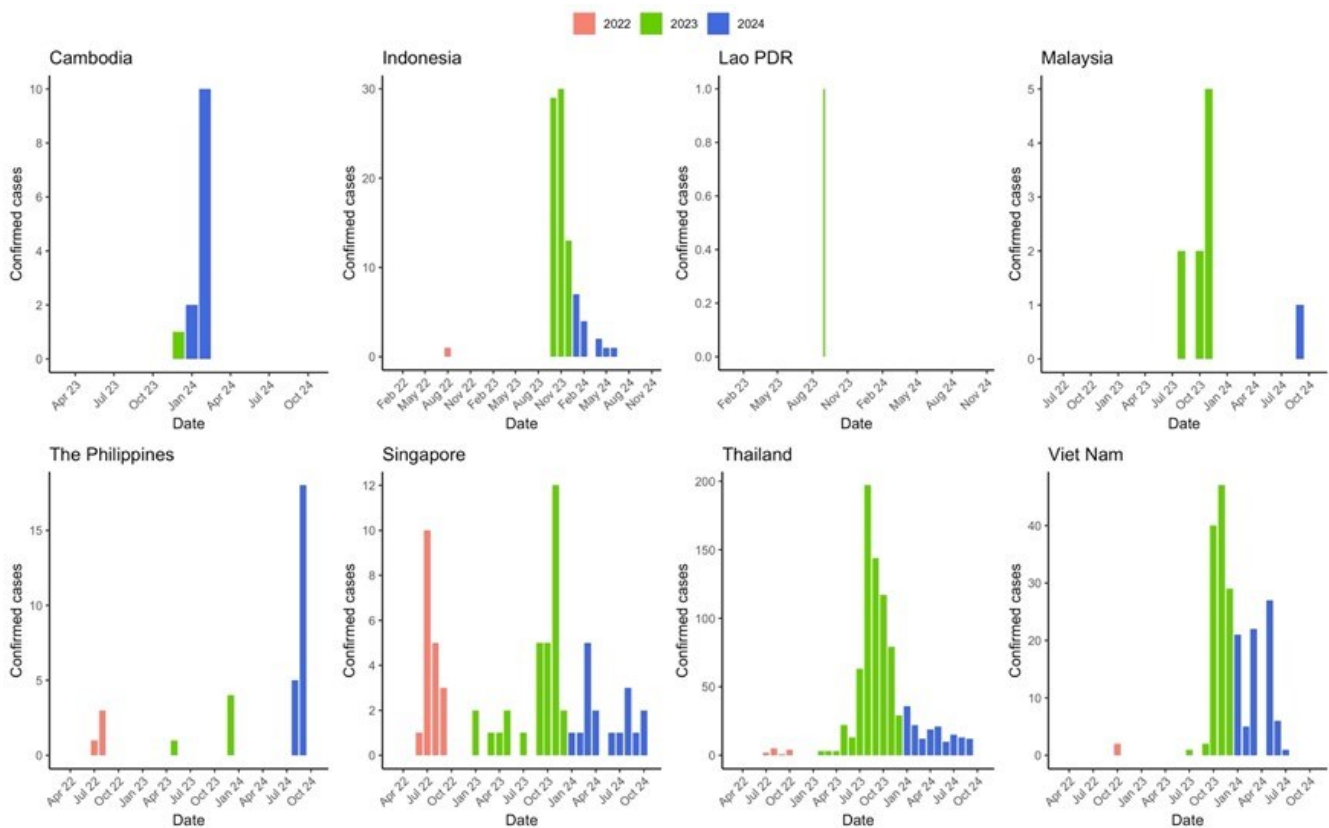
January 1, 2022 to November 9, 2024



Source: Our World in Data, accessed on November 12, 2024 (<https://ourworldindata.org/monkeypox>)

Trend of Mpox Confirmed Cases among ASEAN Member States

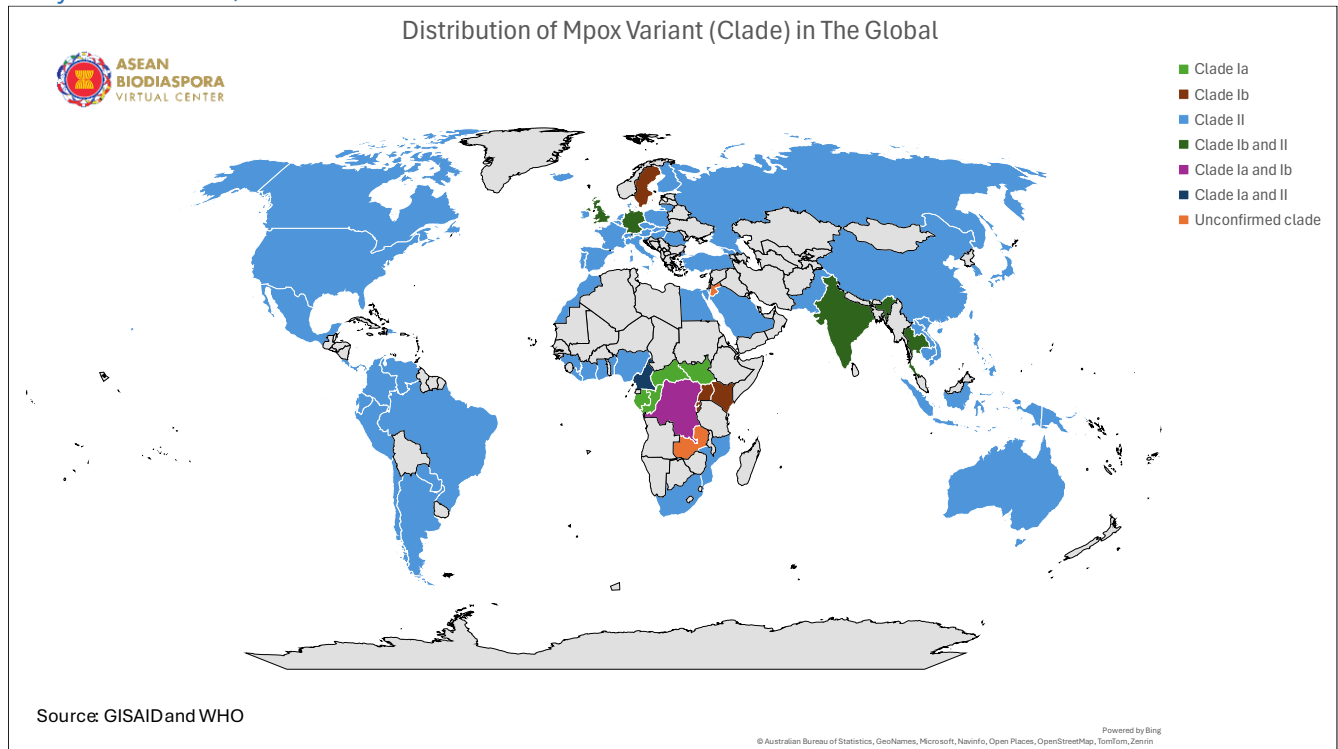
January 1, 2022 to November 9, 2024



Source: Our World in Data, accessed on November 12, 2024 (<https://ourworldindata.org/monkeypox>)

Distribution of Mpox Variants in The Global

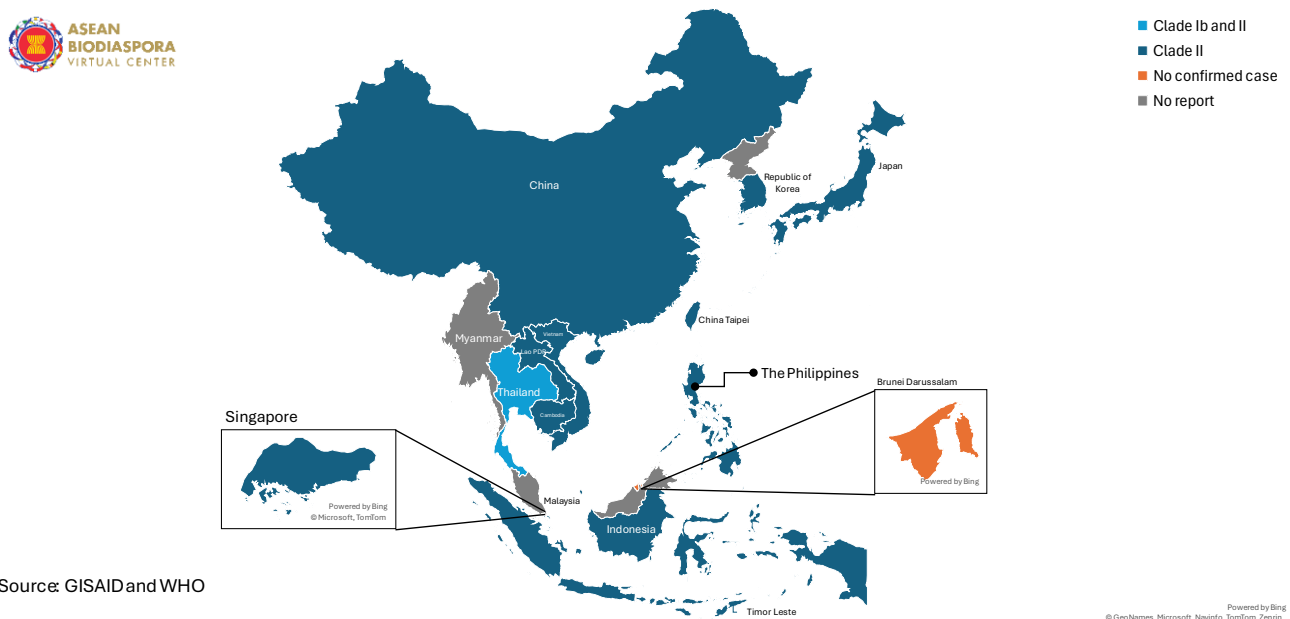
As of November 9, 2024



Distribution of Mpox Variants in the ASEAN and Neighbouring Countries

As of November 9, 2024

Distribution of Mpox Variant (Clade) in ASEAN and Neighbouring Countries

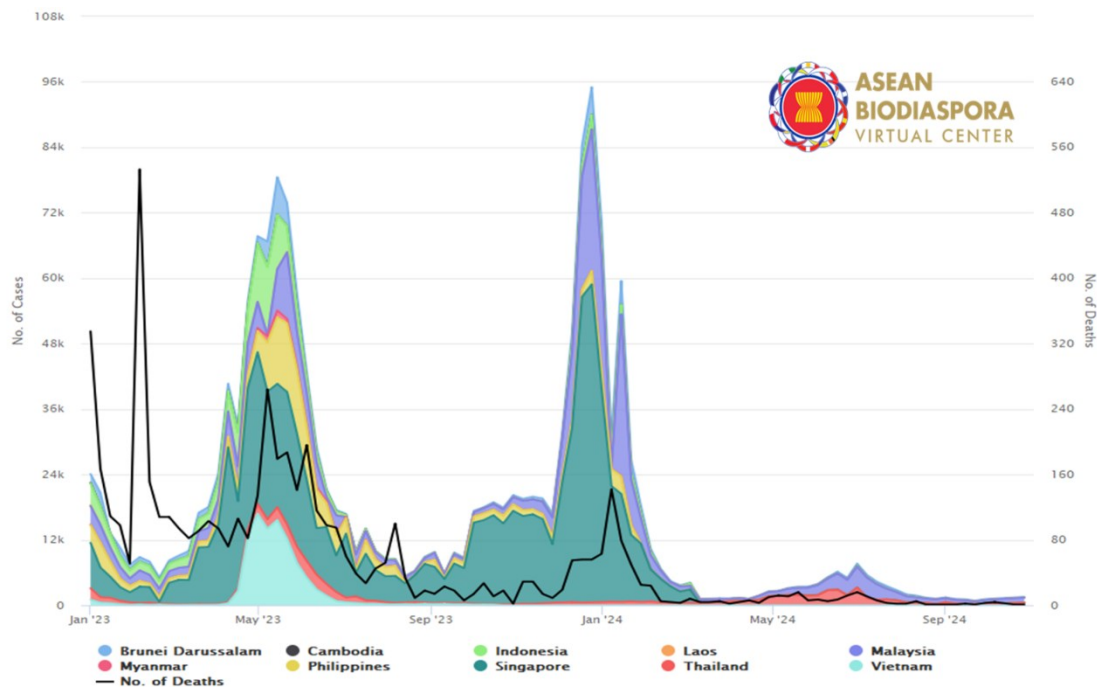


COVID-19: Highlights and Situation Overview

- As of 9 November 2024 (5PM, GMT+7), there were **704,832,673** confirmed cases **worldwide**, including **7,010,820 deaths**. Globally, Case Fatality Rate (CFR) was **1.00%**.
- **37,075,297 total confirmed cases** of COVID-19 have been reported in the **ASEAN Region**.
- The CFR in the **ASEAN Region** was **1.00%**.

ASEAN Weekly COVID-19 Cases and Deaths

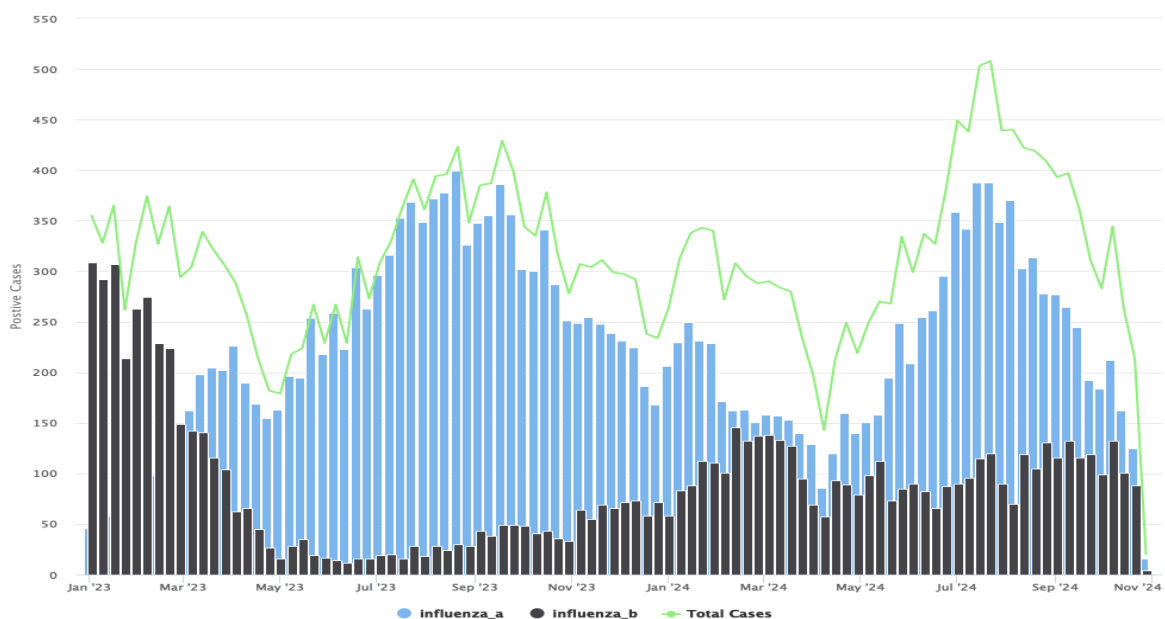
From January 1, 2023 to November 9, 2024



Source: [Singapore Government and the WHO](#), accessed on November 12, 2024

Trends of Influenza Confirmed Cases in the ASEAN region

From January 1, 2023 to November 9, 2024

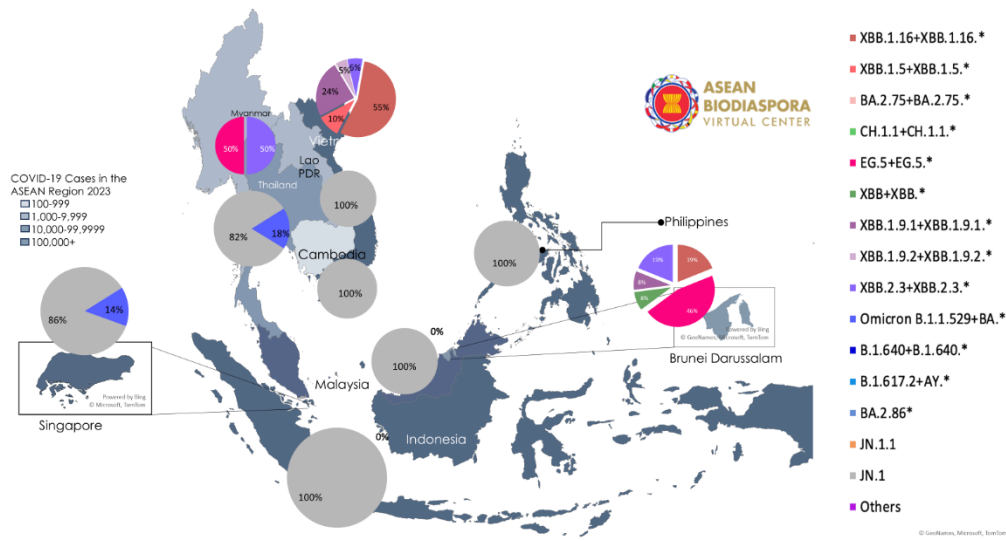


Source: FluNet, accessed on November 12, 2024 (<https://www.who.int/tools/fluNet>)



COVID-19 Variants Frequencies Among the ASEAN Member States

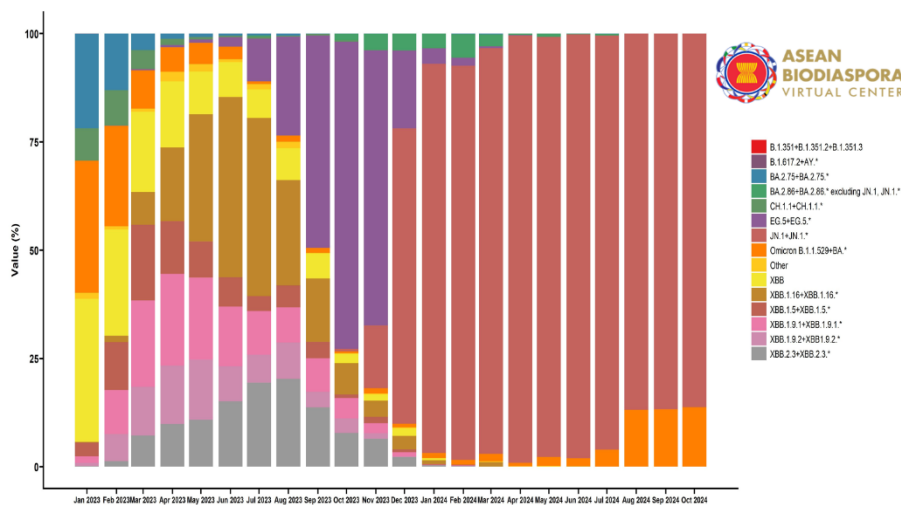
In October 2024



Source: GISAID. "hCoV-19 Variants Dashboard," accessed November 12, 2024, <https://gisaid.org/hcov-19-variants-dashboard/>.

COVID-19 Variants Frequencies in the ASEAN Region

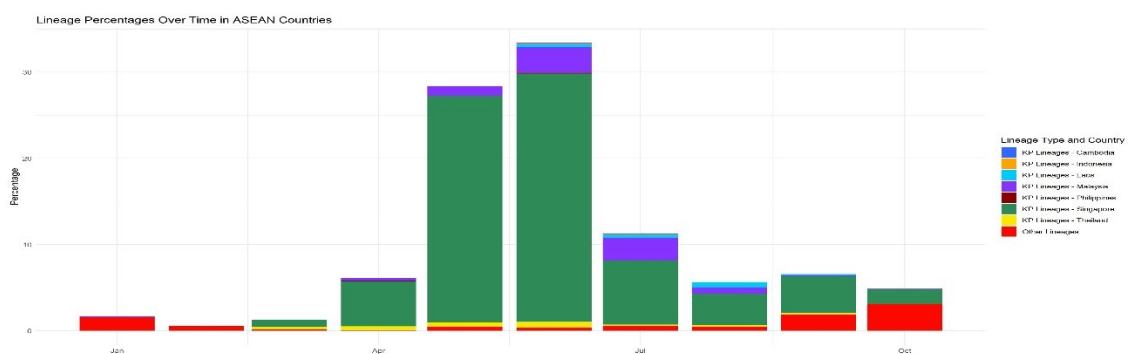
From January 2023 to October 2024



Source: GISAID. "hCoV-19 Variants Dashboard," accessed November 12, 2024, <https://gisaid.org/hcov-19-variants-dashboard/>.

COVID-19 "KP" Sub-Variant detected in the ASEAN region

From January 2024 to October 2024

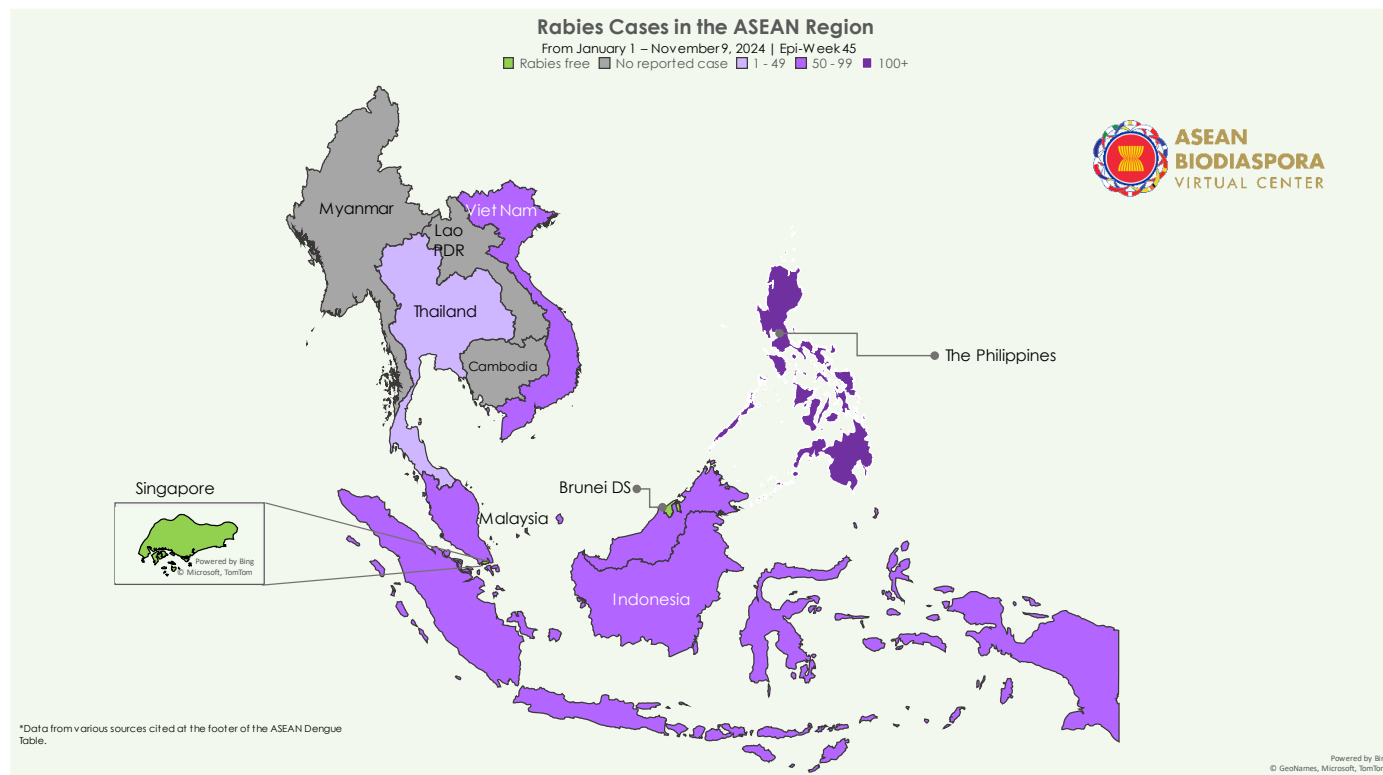


Source: GISAID. "hCoV-19 Variants Dashboard," accessed on November 12, 2024 (<https://gisaid.org/hcov-19-variants-dashboard/>)

ZOONOSIS

Rabies Cases in the ASEAN Region

From January 1 to November 9, 2024 (Epi-Week 45)



Rabies cases in the ASEAN region

Country	Epi-Week Reported	Cumulative Rabies Cases	New Cases Since Previous Report	Cumulative Deaths	CFR
Brunei Darussalam			Rabies-free country		
Cambodia	-	-	-	-	-
Indonesia¹	Week 27	78	-	78	100%
Lao PDR	-	-	-	-	-
Malaysia²	Week 24	79	-	79	100%
Myanmar	-	-	-	-	-
Philippines²	Week 39	354	-	354	100%
Singapore			Rabies-free country		
Thailand³	Week 41	5	0	5	100%
Viet Nam²	Week 42	65	-	65	100%
Total		581	0	581	100%

Source:

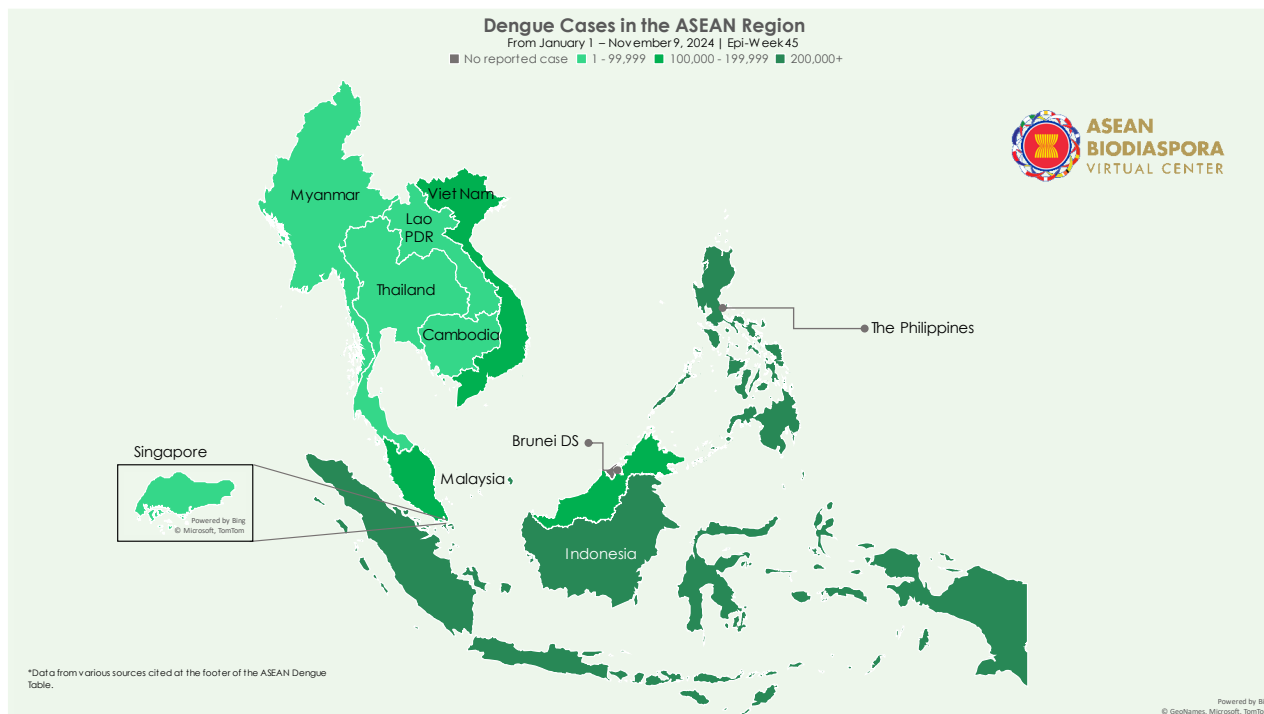
1. Ministry of Health, Republic of Indonesia
2. Bluedot Platform, accessed November 12, 2024 (<https://portal.bluedot.global/>)
3. Bureau of Epidemiology, Department of Disease Control, Ministry of Public Health Thailand, accessed November 12, 2024 (<http://doe.moph.go.th/surdata/index.php>)

- The **ASEAN** region reported **NO** new rabies cases since the previous report. The region reported **581** total cases with **100%** CFR.

VECTOR-BORNE DISEASES

Dengue Cases in the ASEAN Region

From January 1 to November 9, 2024 (Epi-Week 45)



Dengue cases in the ASEAN region

Country	Epi-Week Reported	Cumulative Dengue Cases	New Cases Since the Previous Report	Cumulative Deaths	New Deaths	CFR
Brunei Darussalam	-	-	-	-	-	-
Cambodia ¹	Week 38	13,752	-	37	-	0.27%
Indonesia ^{2*}	Week 40	202,012	-	1,202	-	0.60%
Lao PDR ¹	Week 42	17,108	-	1	-	0.01%
Malaysia ^{1,3}	Week 44	111,250	1,346	102	1	0.09%
Myanmar ⁴	Week 27	1,309	-	3	-	0.23%
Philippines ⁴	Week 45	314,785	-	546	-	0.17%
Singapore ^{5**}	Week 44	12,836	100	-	-	0.00%
Thailand ^{6***}	Week 43	93,379	1,859	73	-	0.08%
Viet Nam ¹	Week 42	100,048	-	16	-	0.02%
Total		866,479	3,305	1,980	1	0.23%

Source:

1. WHO WPRO, "Dengue," World Health Organization, accessed November 12, 2024 (<https://www.who.int/westernpacific/emergencies/surveillance/dengue>).
2. Ministry of Health, Republic of Indonesia
3. Senarai Kenyataan Akhbar Demam Denggi dan Chikungunya, Kementerian Kesihatan Malaysia, accessed November 12, 2024 (https://www.moh.gov.my/index.php/database_stores/store_view/17)
4. Bluedot Developer Portal, accessed November 12, 2024, (<https://developer-portal.bluedot.global/>).
5. Ministry of Health. "Weekly Infectious Disease Bulletin", accessed November 12, 2024. (<https://www.moh.gov.sg/resources-statistics/infectious-disease-statistics/2024/weekly-infectious-diseases-bulletin>)
6. Bureau of Epidemiology, Department of Disease Control, Ministry of Public Health Thailand, accessed November 12, 2024, (<http://doe.moph.go.th/surdata/index.php>)

- Data were updated and collected from official sources, which may have a 2-8 weeks delay in reporting. Data must be interpreted cautiously.

- The **ASEAN** region reported **3,305** new dengue cases since the previous report. The region reported **866,479** total cases with **0.24%** CFR.

Malaria Cases in the ASEAN Region

From January 1 to November 9, 2024 (Epi-Week 45)



Malaria cases in the ASEAN region

Country	Epi-Week Reported	Cumulative Malaria Cases	New Cases Since the Previous Report	Cumulative Deaths	CFR
Brunei Darussalam	-	-	-	-	-
Cambodia¹	Week 45	339	4	0	0.00%
Indonesia²	Week 45	397,537	11,688	113	0.03%
Lao PDR³	Week 45	18,740	444	11	0.06%
Malaysia³	Week 30	24	-	0	0.00%
Myanmar	-	-	-	-	-
Philippines³	Week 6	2	-	0	0.00%
Singapore⁴	Week 44	23	-	0	0.00%
Thailand⁵	Week 43	3,813	36	1	0.03%
Viet Nam³	Week 40	165	-	0	0.00%
Total		420,643	12,172	151	0.03%

Source:

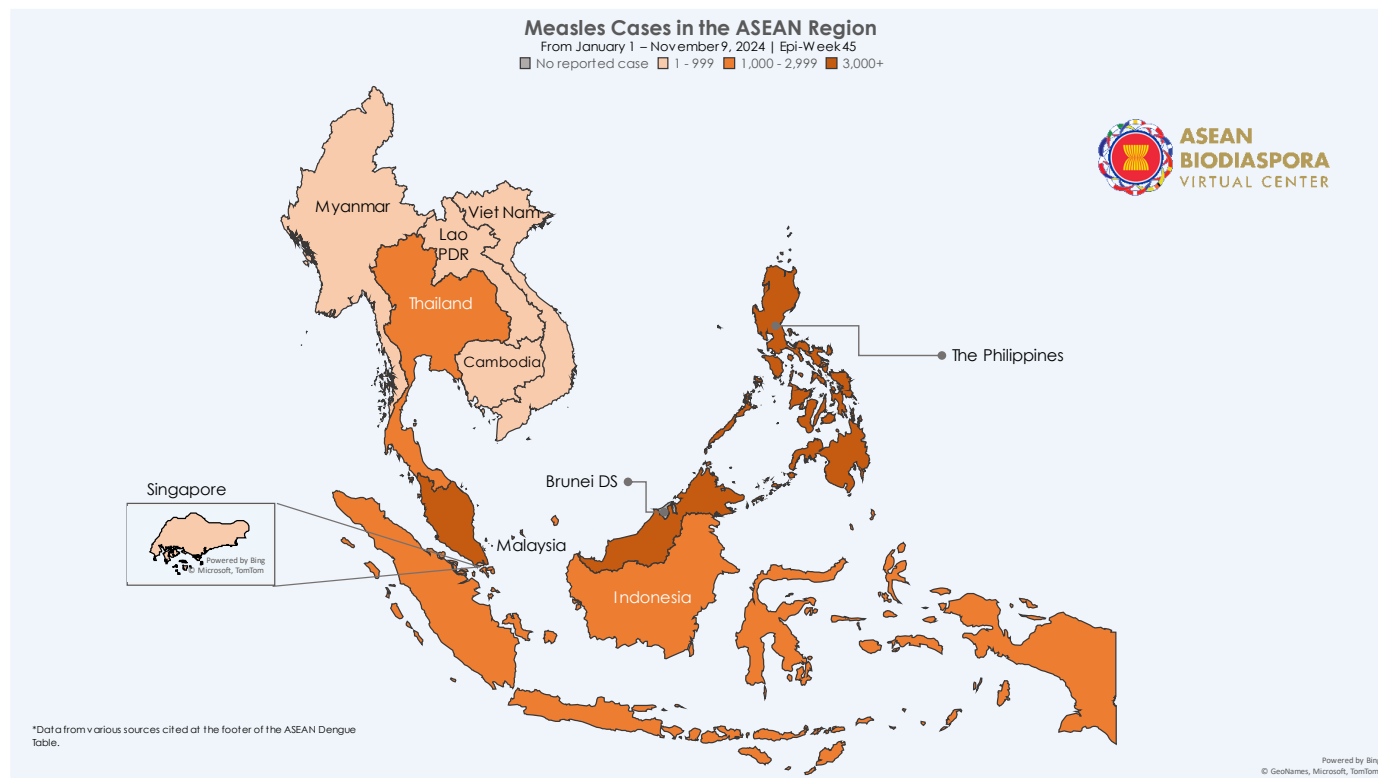
1. Cambodia National Malaria Center, accessed November 12, 2024 (<https://mis.cnm.gov.kh/Dashboard>)
2. Malaria Cases in Indonesia, accessed November 12, 2024 (<https://malaria.kemkes.go.id/case>)
3. Centre of Information and Education for Health, Ministry of Health Lao PDR, accessed November 12, 2024 (<https://www.facebook.com/CCEH.MoH.Lao/>)
4. Bluedot Platform, accessed November 12, 2024 (<https://portal.bluedot.global/>)
5. Ministry of Health Singapore, accessed November 12, 2024 (<https://www.moh.gov.sg/resources-statistics/infectious-disease-statistics/2024/weekly-infectious-diseases-bulletin>)
6. Bureau of Epidemiology, Department of Disease Control, Ministry of Public Health Thailand, accessed November 2, 2024 (<http://doe.moph.go.th/surdata/index.php>)

- The **ASEAN** region reported **12,172** new malaria cases since the previous report. The region reported **420,643** total cases with **0.03%** CFR.

VACCINE-PREVENTABLE DISEASES

Measles Cases in the ASEAN Region

From January 1 to November 9, 2024 (Epi-Week 45)



Measles cases in the ASEAN region

Country	Epi-Week Reported	Cumulative Measles Cases	New Cases Since the Previous Report	Cumulative Deaths	CFR
Brunei Darussalam	-	-	-	-	-
Cambodia¹	Week 27	4	-	0	0.00%
Indonesia²	Week 35	1,410	-	0	0.00%
Lao PDR¹	Week 31	1	-	0	0.00%
Malaysia¹	Week 35	2,806	-	0	0.00%
Myanmar¹	Week 40	30	-	0	0.00%
Philippines¹	Week 35	3,408	-	3	0.09%
Singapore³	Week 44	10	0	0	0.00%
Thailand⁴	Week 43	5,160	233	1	0.02%
Viet Nam¹	Week 35	469	-	0	0.00%
Total		13,298	233	4	0.03%

Source:

1. Provisional Measles and Rubella Data, World Health Organization, accessed November 12, 2024 (<https://immunizationdata.who.int/global?topic=Provisional-measles-and-rubella-data&location=>)
2. Ministry of Health, Republic of Indonesia
3. Ministry of Health Singapore, accessed November 12, 2024, (<https://www.moh.gov.sg/resources-statistics/infectious-disease-statistics/2023/weekly-infectious-diseases-bulletin>)
4. Bureau of Epidemiology, Department of Disease Control, Ministry of Public Health Thailand, accessed November 12, 2024 (<http://doe.moph.go.th/surdata/index.php>)

- The **ASEAN** region reported **233** new measles cases since the previous report. The region reported **13,298** total cases with **0.03%** CFR.



Annex 1. Infectious Diseases in the ASEAN Region – Summary Table

Epidemiological Week 45 | From January 1 to November 9, 2024

Infectious Diseases	COVID-19 (2023 – 2024)			Mpox (2023 – 2024)			Rabies		
	Cum. Cases	Cum. Deaths	CFR	Cum. Cases	Cum. Deaths	CFR	Cum. Cases	Cum. Deaths	CFR
Brunei Darussalam	87,839	77	0.09%	-	-	-	Rabies-free Country		
Cambodia	887	-	0.00%	20	0	0.00%	-	-	-
Indonesia	118,333	1,454	1.23%	87	0	0.00%	78	78	100%
Lao PDR	1,474	87	5.90%	1	0	0.00%	-	-	-
Malaysia	300,857	494	0.16%	10	0	0.00%	79	79	100%
Myanmar	9,646	5	0.05%	-	-	-	-	-	-
Philippines	141,371	1,467	1.04%	28	0	0.00%	354	354	100%
Singapore	819,481	313	0.04%	48	0	0.00%	Rabies-free Country		
Thailand	85,266	1,061	1.25%	833	10	1.20%	5	5	100%
Viet Nam	101,828	20	0.02%	201	8	3.98%	65	65	100%
ASEAN Region	1,666,982	4,978	0.30%	1,228	18	1.47%	581	581	100%

Infectious Diseases	Dengue			Malaria			Measles		
	Cum. Cases	Cum. Deaths	CFR	Cum. Cases	Cum. Deaths	CFR	Cum. Cases	Cum. Deaths	CFR
Brunei Darussalam	-	-	-	-	-	-	-	-	-
Cambodia	13,752	37	0.27%	339	0	0%	4	0	0%
Indonesia	202,012	1,202	0.60%	397,537	113	0.03%	1,410	0	0%
Lao PDR	17,108	1	0.01%	18,740	11	0.06%	1	0	0%
Malaysia	111,250	102	0.09%	24	0	0%	2,806	0	0%
Myanmar	1,309	3	0.23%	-	-	-	30	0	0%
Philippines	314,785	546	0.26%	2	0	0%	3,408	3	0.09%
Singapore	12,836	-	0.00%	23	0	0%	10	0	0%
Thailand	93,379	73	0.08%	3,813	1	0.03%	5,160	1	0.02%
Viet Nam	100,048	16	0.02%	165	0	0%	469	0	0%
ASEAN Region	866,479	1,980	0.23%	420,643	151	0.03%	13,065	4	0.03%