November 11, 2026 | MMWR 2026-44
Epidemiological Week 44 (November 1 – 7, 2026)

ASEAN BIOLOGICAL THREATS SURVEILLANCE CENTRE

ABVC

Morbidity and Mortality Weekly Report (MMWR)

Infectious & Emerging Diseases in the ASEAN Region

With Support by:

Korea Disease Control and Prevention Agency

In partnership with Canada

Kemenkes

Association of Southeast Asian Nations

This report aims to provide the current situation on infectious and emerging diseases in the ASEAN Region. We collate various information from multiple official sources and publicly available sources and is published every week on Wednesday. ABVC follows Epi-week calendar in its publication. For feedback and/or suggestions, please write to support@aseanbiosurveillance.org

Editorial

ASEAN SECRETARIAT
Assistant Director and Head of Health Division
Human Development Directorate
ASEAN Socio-Cultural Community Department
Jennifer Frances dela Rosa, MPH, MSc HPPF

Programme Coordinator (Health Security)
Mitigation of Biological Threats (MBT) Programme
Michael Glen, MSSc

EDITORIAL TEAM
Editor-in-Chief
Abdurrahman, MPH

Managing Editor
Aldilas Achmad Nursetyo, MD, MS

Associate Editor
Abdul Haris Ibrahim, MHI
Habibi Rohman Rosyad, MSc
Nindy Fadellah Wulan, MPH

Copy Editor
Ajeng Sekar Pratiwi, A.Md
Dwi Sasongko, A.Md.

Supporting Staff
Svetlana Pratiwi, SKM
Divva Kaamila, S.Tr.Kom
Natasha Alicia Putri, S.Tr.Kom

PUBLISHER
ASEAN Biological Threat Surveillance Centre
Health Policy Agency
Ministry of Health of Indonesia
Jl. Percetakan Negara No. 29 Johar Baru, Central Jakarta, Indonesia 10560

E-mail: support@aseanbiosurveillance.org
Facebook: https://www.facebook.com/abvc.official/
Instagram: https://www.instagram.com/abvc.official/

Table of Contents

Executive Summary 2
Emerging Diseases 3
Mpox 4
COVID-19 8
Influenza 10
Avian Influenza (H5N1) 12
Hantavirus 12
Legionellosis 12
Meningococcal Disease 13
Poliomyelitis 13
Zoonosis 14
Rabies 15
Vector-borne Diseases 16
Dengue 17
Malaria 19
Vaccine-preventable Diseases 20
Measles 21

Executive Summary

Epidemiological Week 44 (November 1 - 7, 2026)

- Reported infectious disease activity was primarily concentrated on dengue and malaria, while COVID-19 and influenza showed an overall increasing trend.
- **Dengue: 34,519** new cases were reported this week. The 2026 cumulative total reached **689,493 cases and 1,421 deaths** (CFR: 0.21%). Seasonal patterns varied among Member States. The dengue trend is visibly decreased following the same trend compared to previous years. Some reported data may be delayed.
- **Malaria: 49** new cases were reported, bringing the cumulative case to **666,539 cases** (CFR: 0.05%).
- **Rabies: 10** new cases were reported this week. The cumulative case was **517 cases** (CFR: 99.81%).
- **Measles: 90** new cases were reported, with **16,782 cumulative cases** and a CFR of 0.04%. The trend is relatively stable from early 2026 up until this week.
- **COVID-19:** The report records **253,713 cases in 2026** with a CFR of 0.04% and describes lower reported activity than in 2025. Diverse Omicron lineages continued to circulate, with no single lineage predominating across the region.
- **Influenza:** Activity was continues to rise generally low, with declining influenza-like illness and severe acute respiratory infection indicators in several Member States.
- **Legionellosis:** 1 new cases reported this week from Thailand. The cumulative case is 24 cases (CFR: 8.33%).
- No new cases were reported for mpox, avian influenza (H5N1), meningococcal disease, hantavirus, or poliomyelitis.



Emerging Diseases

MPOX

Mpox Cases Reported in the ASEAN Region

January 1, 2025 – November 7, 2026



Source:
1. Ministry of Health Cambodia
2. Ministry of Health Republic of Indonesia (https://infeksiemerging.kemkes.go.id)
3. WHO Mpox Outbreak: Global Trends, accessed November 10, 2026 (https://worldhealthorg.shinyapps.io/mpx_global/)
4. Communicable Disease Agency, Ministry of Health Singapore, accessed November 10, 2026 , https://www.cda.gov.sg/resources/weekly-infectious-diseases-bulletin-2025/

Key Findings

- The number of Mpox cases from January 1 to November 7, 2026, are **608 cases** with **four deaths**.
- There were **no new cases of Mpox in** Epi-week 44 of 2026.
- **68.657 confirmed cases** of mpox have been reported in **other regions** since 2025 (other than the **ASEAN** region):

Mpox cases in the ASEAN region in 2025 and 2026 (as of November 7, 2026)

ASEAN Member States	Cumulative Cases in 2025	Cumulative Deaths in 2025 (CFR)	Cumulative Cases in 2026	New Cases in Epi-week 44	Cumulative Deaths in 2026 (CFR)
Cambodia[1]	0	0 (0.00%)	0	0	0 (0.00%)
Indonesia[2]	0	0 (0.00%)	282	0	0 (0.00%)
Lao PDR[3]	0	0 (0.00%)	0	0	0 (0.00%)
Malaysia[3]	14	0 (0.00%)	31	0	0 (0.00%)
Philippines[3]	286	6 (2.10%)	77	0	2 (2.82%)
Singapore[4]	23	0 (0.00%)	51	0	0 (0.00%)
Thailand[3]	157	3 (1.91%)	167	0	2 (1.20%)
Vietnam[3]	2	0 (0.00%)	0	0	0 (0.00%)
ASEAN Total	**482**	**9 (1.87%)**	**608**	**0**	**4 (0.66%)**

Source:
1. Ministry of Health Cambodia
2. Ministry of Health Republic of Indonesia (https://infeksiemerging.kemkes.go.id)
3. WHO Mpox Outbreak: Global Trends, accessed November 10, 2026 (https://worldhealthorg.shinyapps.io/mpx_global/)
4. Communicable Disease Agency, Ministry of Health Singapore, accessed November 10, 2026 , https://www.cda.gov.sg/resources/weekly-infectious-diseases-bulletin-2025/

Top 5 countries with the most mpox cases globally (Jan. 1, 2025 to Nov. 7, 2026)

Country	Cumulative Cases	New Cases Since Previous Report	Cumulative Deaths	CFR
Democratic Republic of Congo	26240	22	51	0,19%
Uganda	7160	0	39	0,54%
Sierra Leone	5442	0	60	1,10%
Madagascar	3757	166	23	0,61%
United States of America	3292	0	18	0,55%

Source: WHO Mpox Outbreak: Global Trends, accessed November 10, 2026 (https://worldhealthorg.shinyapps.io/mpx_global/)

Mpox cases per region (Jan. 1, 2025 to Nov. 7, 2026)

REGIONS	CUMULATIVE CASES 2025-2026	NEW CASES SINCE THE PREVIOUS REPORT	CUMULATIVE DEATHS	CFR
AFRICA[1]	54.129	706	248	0,46%
AMERICAS[1]	7.055	-	12	0,17%
ASEAN[1]	1.090	-	13	1,19%
ASIA & OCEANIA[2]	2.281	-	-	0,00%
EUROPE[1]	5.898	-	3	0,05%
TOTAL	**70,453**	**-**	**276**	**0,39%**

Source:
1. WHO Mpox Outbreak: Global Trends, accessed November 10, 2026 (https://worldhealthorg.shinyapps.io/mpx_global/)
2. Our World in Data, accessed November 10, 2026 (https://ourworldindata.org/mpox)

Trend of Mpox Confirmed Cases in the ASEAN Region

January 1, 2022 to November 7, 2026

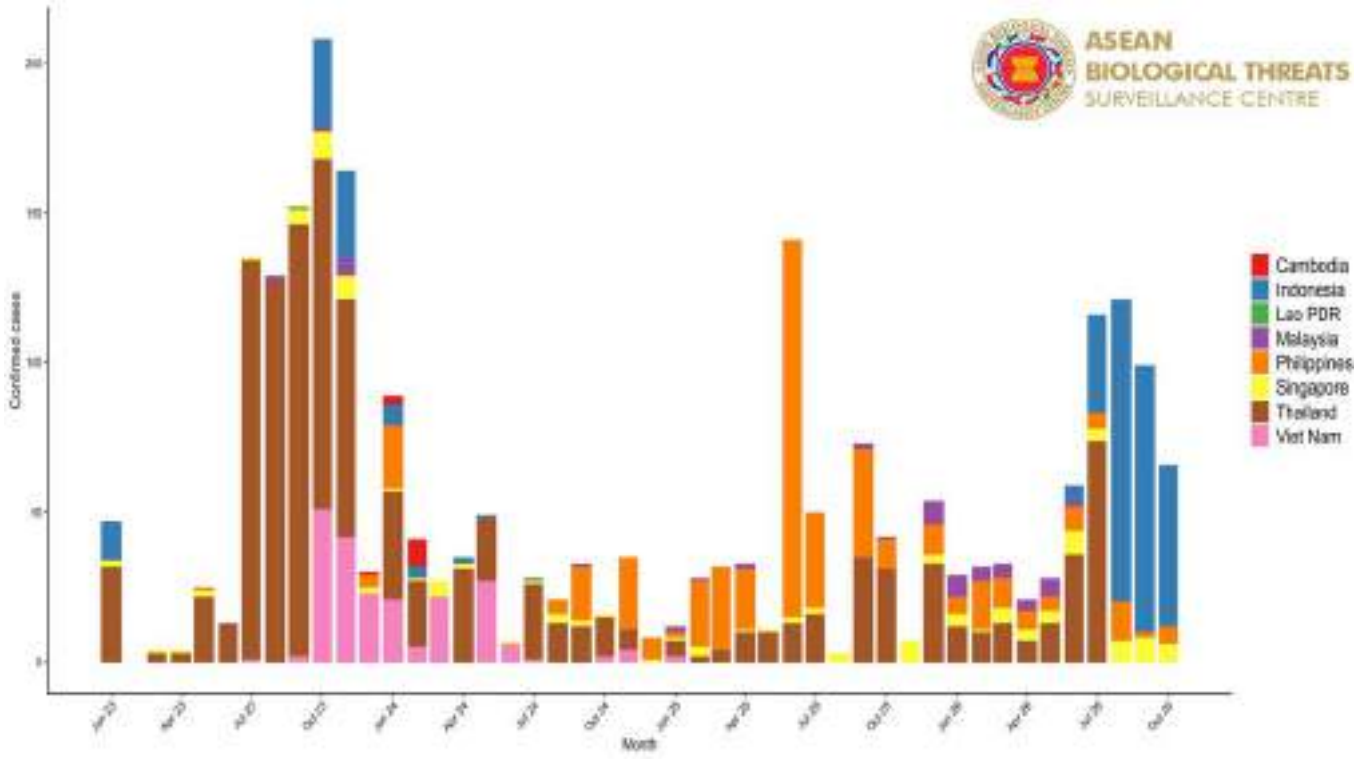

Source:
1. Ministry of Health Cambodia
2. Ministry of Health Republic of Indonesia (https://infeksiemerging.kemkes.go.id)
3. WHO Mpox Outbreak: Global Trends, accessed November 10, 2026 (https://worldhealthorg.shinyapps.io/mpx_global/)
4. Communicable Disease Agency, Ministry of Health Singapore, accessed November 10, 2026 , https://www.cda.gov.sg/resources/weekly-infectious-diseases-bulletin-2025/

Trend of Mpox Confirmed Cases among ASEAN Member States

January 1, 2022 to *November 7, 2026*

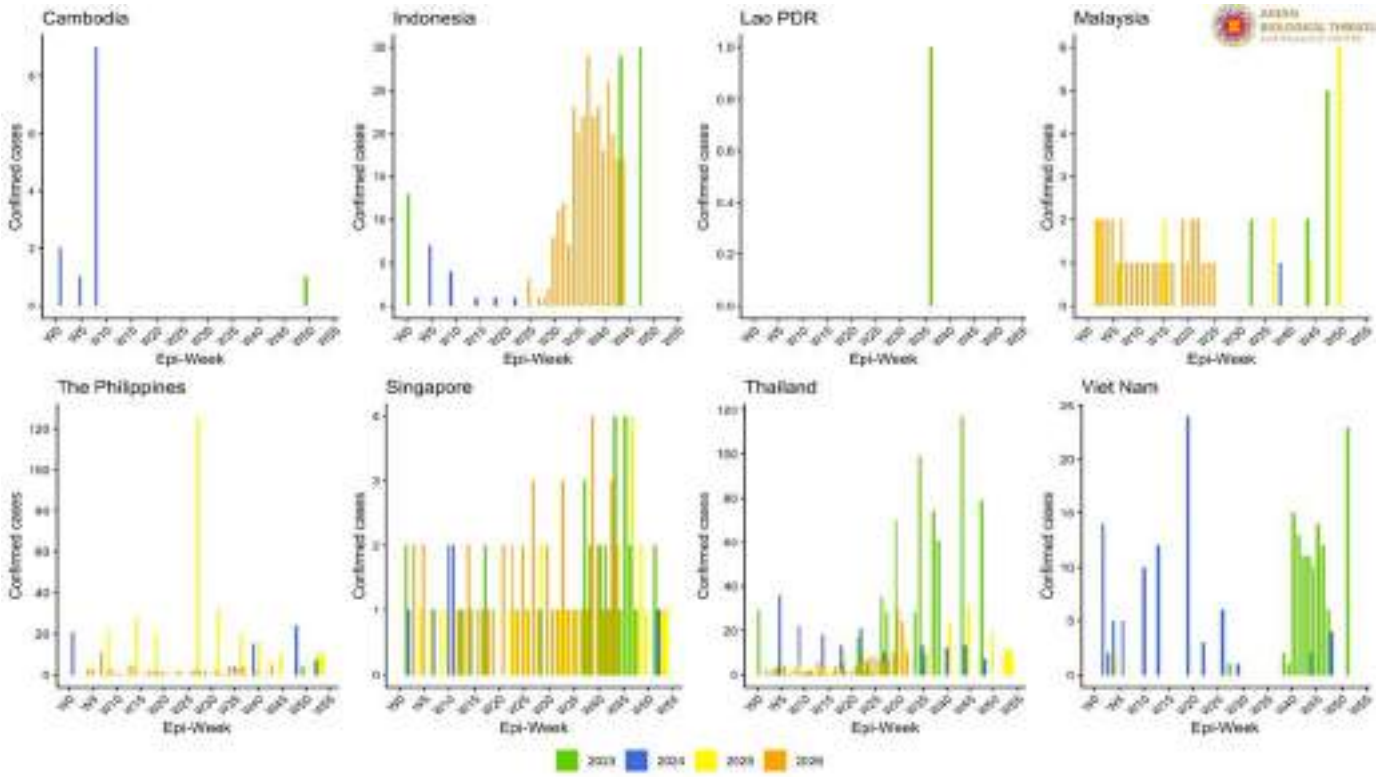

Source:

1. Ministry of Health Cambodia
2. Ministry of Health Republic of Indonesia (https://infeksiemerging.kemkes.go.id)
3. WHO Mpox Outbreak: Global Trends, accessed November 10, 2026 (https://worldhealthorg.shinyapps.io/mpx_global/)
4. Communicable Disease Agency, Ministry of Health Singapore, accessed November 10, 2026 , https://www.cda.gov.sg/resources/weekly-infectious-diseases-bulletin-2025/

Distribution of Mpox Variants in The Global

As of November 7, 2026

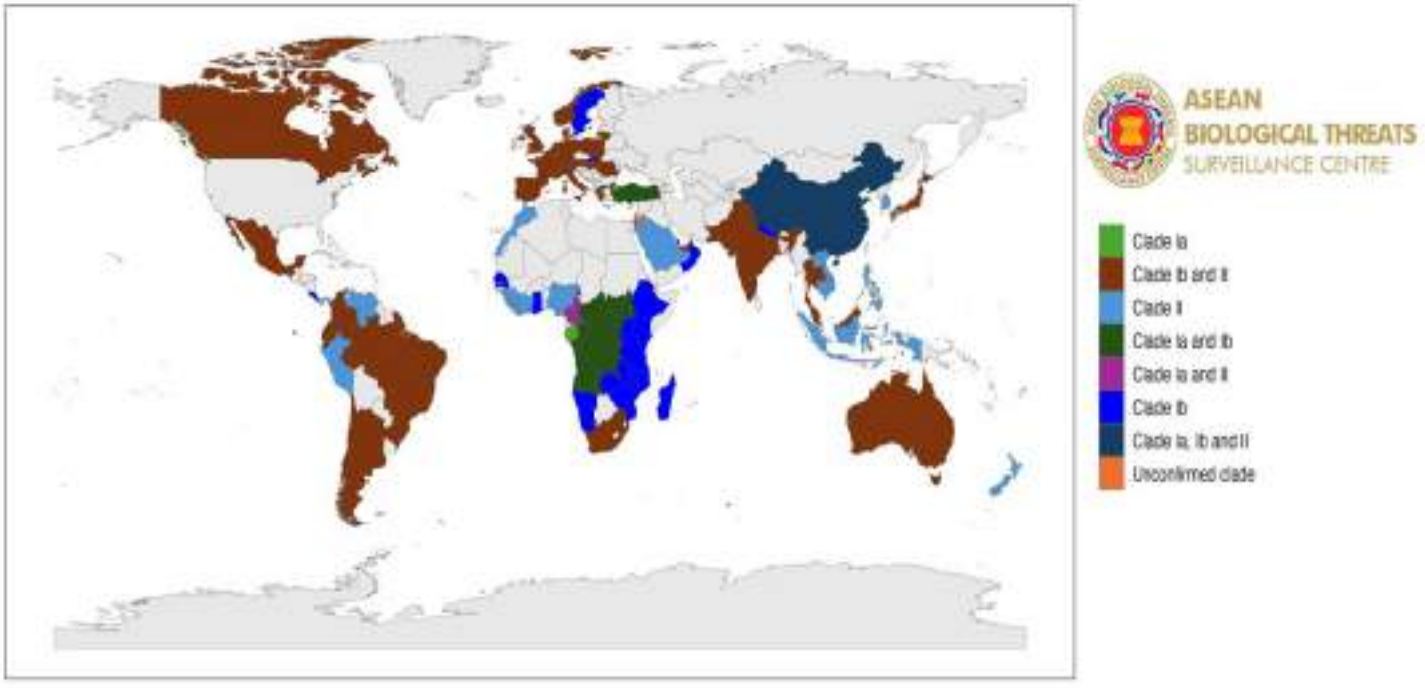

Source: GISAID and WHO

Distribution of Mpox Variants in the ASEAN and Neighbouring Countries and Areas

As of November 7, 2026

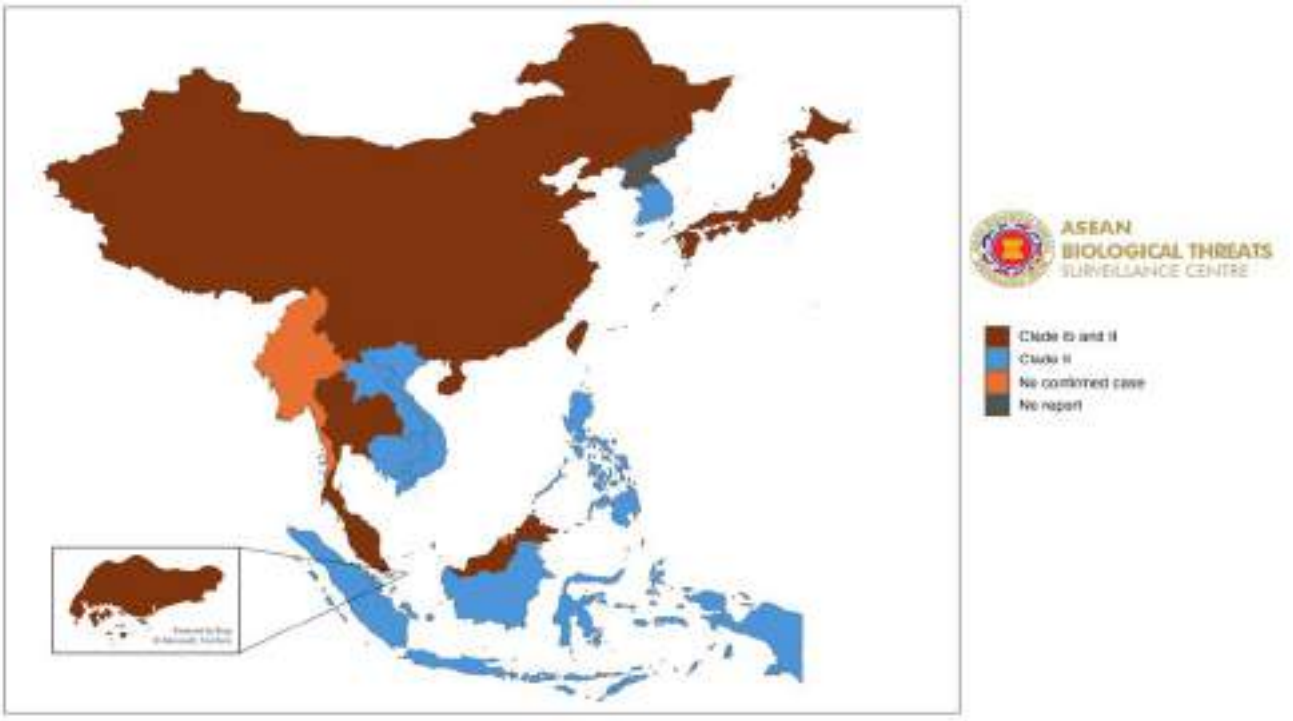

Source:

1. Ministry of Health Cambodia
2. Ministry of Health Republic of Indonesia (https://infeksiemerging.kemkes.go.id)
3. WHO Mpox Outbreak: Global Trends, accessed November 10, 2026 (https://worldhealthorg.shinyapps.io/mpx_global/)
4. Communicable Disease Agency, Ministry of Health Singapore, accessed November 10, 2026 , https://www.cda.gov.sg/resources/weekly-infectious-diseases-bulletin-2025/

COVID-19

Key Findings

- Recently, the number of **confirmed COVID-19 cases reported to ASEAN are declining** compared to the previous year.
- The number of confirmed COVID-19 cases reported from January 1 to November 7, 2026 are **235,713 cases** with **0.04 % Case Fatality rate (CFR).**
- In October 2026**,** the latest reported genomic data show heterogeneous lineage distributions across the ASEAN countries. **Omicron B.1.1.529/BA.*** accounts for the largest share in Brunei Darussalam (76.77%), Malaysia (25.10%) and Thailand (22.32%), while **JN.1** and its sub-lineages, excluding current variants under monitoring, lead in Indonesia (39.78%). KP.3 and its sub-lineages, excluding **KP.3.1.1**, predominate in Lao PDR (52.04%), **XBB.1.16** in Myanmar (52.41%) and **LP.8.1** in the Philippines (71.99%). Singapore's largest share is **XFG** (20.14%), closely followed by **NB.1.8.1** (19.43%). The **"Other"** category accounts for the highest proportion in Cambodia (29.46%), narrowly exceeding **B.1.1.529/BA.*** (29.41%), and in Vietnam (29.39%), followed by BA.3.2 (18.84%) and **B.1.1.529/BA.*** (18.81%).

ASEAN Weekly COVID-19 Cases and Deaths

From January 1, 2025 to November 7, 2026

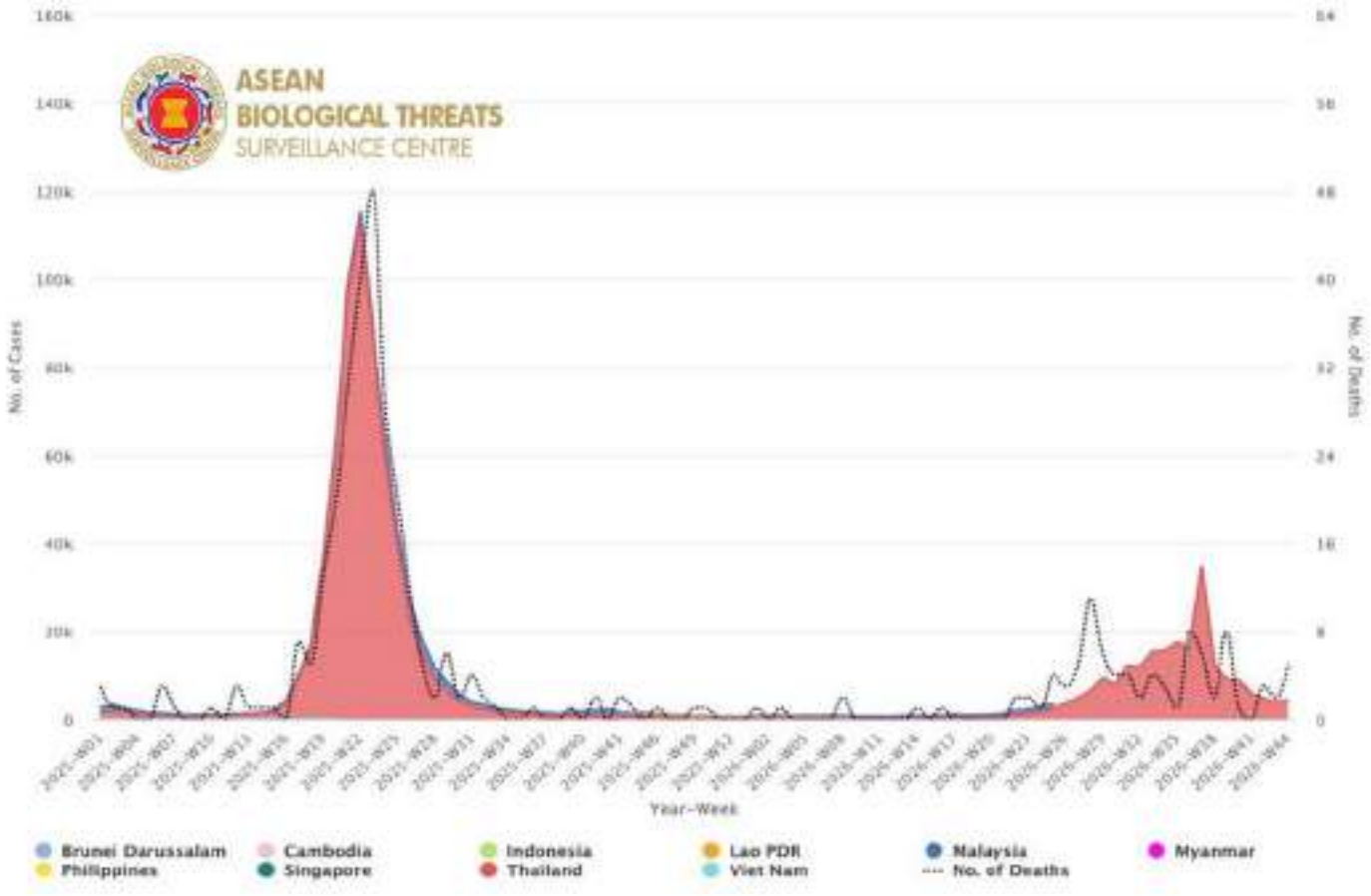

Sources: Singapore Government, MOH Indonesia, MOH Cambodia, DDC Thailand, MOH Myanmar, MOH Malaysia , and WHO accessed on November 10, 2026

COVID-19 Variants Frequencies Among the ASEAN Member States

As of October 2026

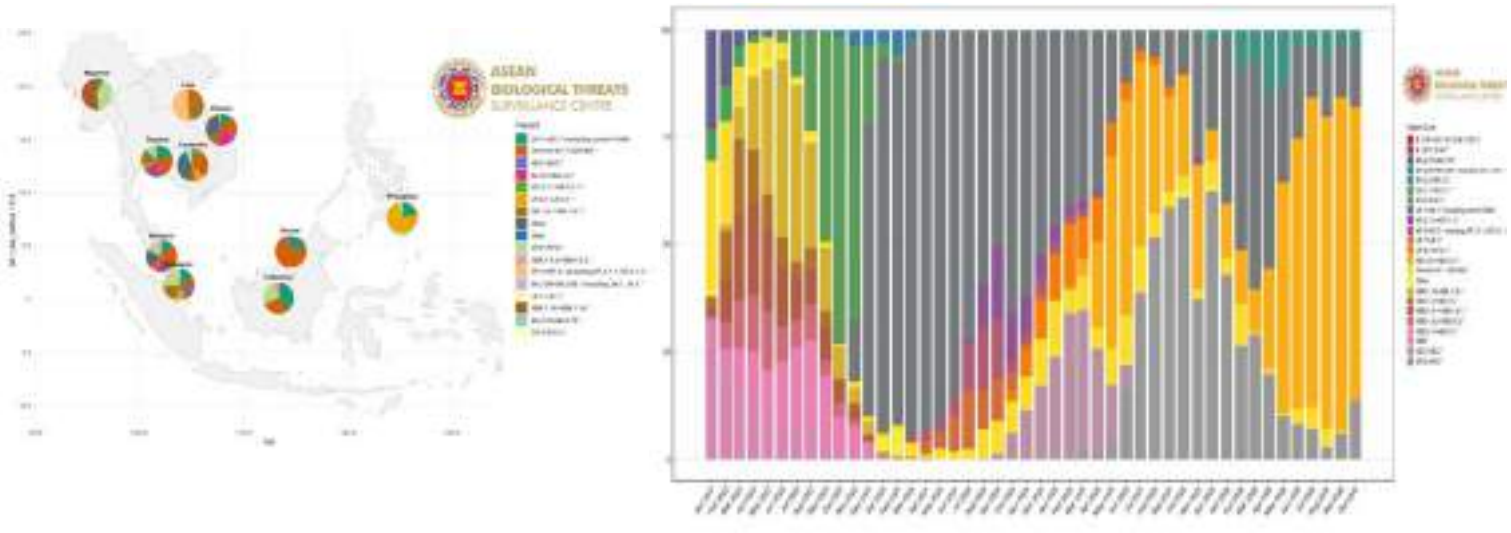

Source: GISAID. "hCoV-19 Variants Dashboard," accessed November 10, 2026 , https://gisaid.org/hcov-19-variants-dashboard/.

COVID-19 Variants Frequencies in the ASEAN Region

From January 2023 to October 2026

Country	JN.1+JN.1.*	Omicron B.1.1.529+BA.*	XEC+XEC.*	KP.3.1.1+KP.3.1.1.*	LP.8.1+LP.8.1.*	NB.1.8.1+NB.1.8.1.*	Other
Brunei	20,14	76,77	3,09	0,00	0,00	0,00	0,00
Cambodia	4,58	29,41	0,19	1,15	1,15	9,81	6,63
Indonesia	39,78	25,08	0,00	0,00	0,00	0,00	3,83
Laos	0,00	16,54	0,96	0,00	0,00	0,87	28,93
Malaysia	13,23	25,10	5,21	11,25	1,43	1,52	8,58
Myanmar	5,10	1,34	0,00	0,00	0,00	0,00	0,46
Philippines	20,48	2,72	0,00	0,00	0,00	71,99	0,00
Singapore	17,97	8,33	7,44	4,90	5,81	9,72	19,43
Thailand	20,46	22,32	5,93	14,79	3,19	2,82	14,68
Vietnam	12,80	18,81	2,60	18,84	0,00	0,00	14,29

Source: GISAID. "hCoV-19 Variants Dashboard," accessed November 10, 2026 , https://gisaid.org/hcov-19-variants-dashboard/.

From January 2023 to October 2026

Country	XBB*	XFG+XFG.*	XBB.1.9.2+XBB1.9.2.*	KP.3+KP.3.*	BA.2.86+BA.2.86.*	BA.3.2+BA.3.2.*	LB.1+LB.1.*	XBB.1.16+XBB.1.16.*	BA.2.75+BA.2.75.*
Brunei	0,00	0,00	0,00	0,00	0,00	0,00	0,00	0,00	0,00
Cambodia	9,18	8,44	0,00	0,00	0,00	0,00	0,00	0,00	9,18
Indonesia	0,00	25,05	6,27	0,00	0,00	0,00	0,00	0,00	0,00
Laos	0,00	0,66	0,00	52,04	0,00	0,00	0,00	0,00	0,00
Malaysia	2,46	5,90	0,00	3,28	6,76	2,46	0,00	0,00	2,46
Myanmar	0,00	40,69	0,00	0,00	0,00	0,00	52,41	0,00	0,00
Philippines	0,00	4,81	0,00	0,00	0,00	0,00	0,00	0,00	0,00
Singapore	0,00	20,14	0,00	3,75	0,00	1,56	0,00	0,31	0,00
Thailand	1,59	11,04	0,00	2,13	0,80	0,00	0,00	0,00	1,59
Vietnam	0,00	3,27	0,00	0,00	0,00	0,00	0,00	0,00	0,00

Source: GISAID. "hCoV-19 Variants Dashboard," accessed November 10, 2026 , https://gisaid.org/hcov-19-variants-dashboard/.

INFLUENZA

Key Findings

- Influenza activity across ASEAN continues to decline, with regional test positivity downing to approximately 27% in the latest reporting weeks, lesser than the 2025 peak of about 36%, and A(H1N1)pdm09 still the predominant subtype. Because surveillance data are delayed by one week, an ARIMA model fitted to the available weekly data is used to bring the series up to 14 November 2026, so the final point for each country is a model-based forecast rather than an observed value. The forecast uses post COVID-19 available weekly data and is shown to support short-term surveillance interpretation.

Trends of Influenza Confirmed Cases in the ASEAN region

From January 1, 2025 to November 7, 2026

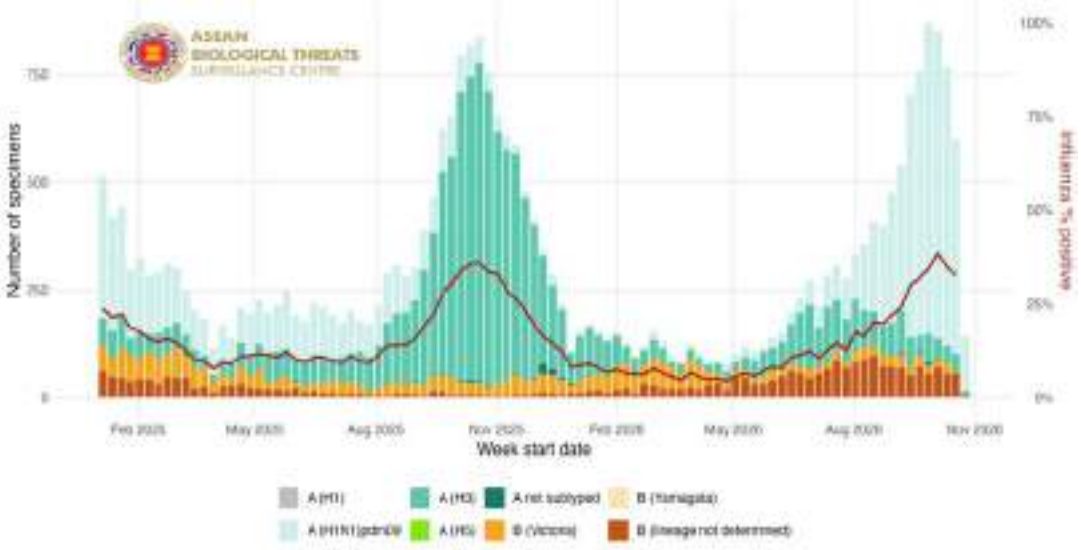

Source: WHO FluNet, accessed on November 10, 2026 (https://www.who.int/tools/flunet)

Trend of Influenza Cases among ASEAN Member States using ARIMA Model

November 10, 2025 to November 7, 2026

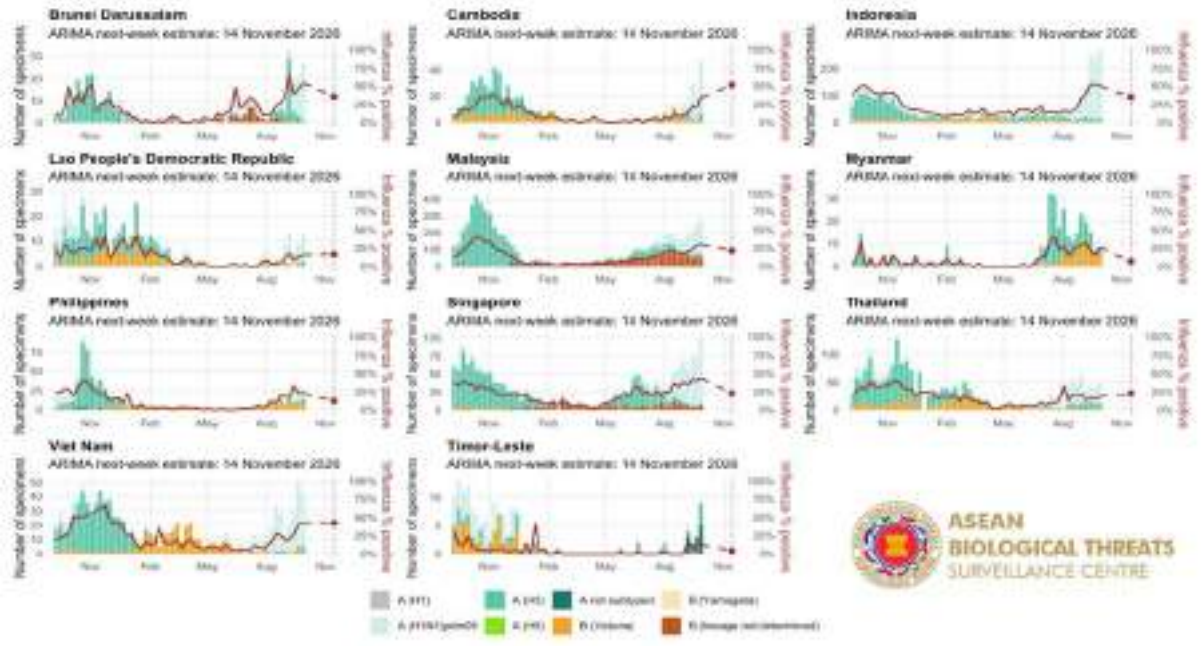

Source: WHO FluNet, accessed on November 10, 2026 (https://www.who.int/tools/flunet)

- Most of Influenza-like illness (ILI) and severe acute respiratory infection (SARI) cases were decrease among some ASEAN Member States.

Trend of Influenza-like Illness (ILI) and Severe Acute Respiratory Illness (SARI) in the ASEAN Region

January 1, 2025 to November 7, 2026



Source: WHO FluID, accessed November 10, 2026 (https://www.who.int/teams/global-influenza-programme/surveillance-and-monitoring/influenza-surveillance-outputs)

Trend of Influenza-like Illness (ILI) and Severe Acute Respiratory Illness (SARI) among ASEAN Member States

January 1, 2025 to November 7, 2026

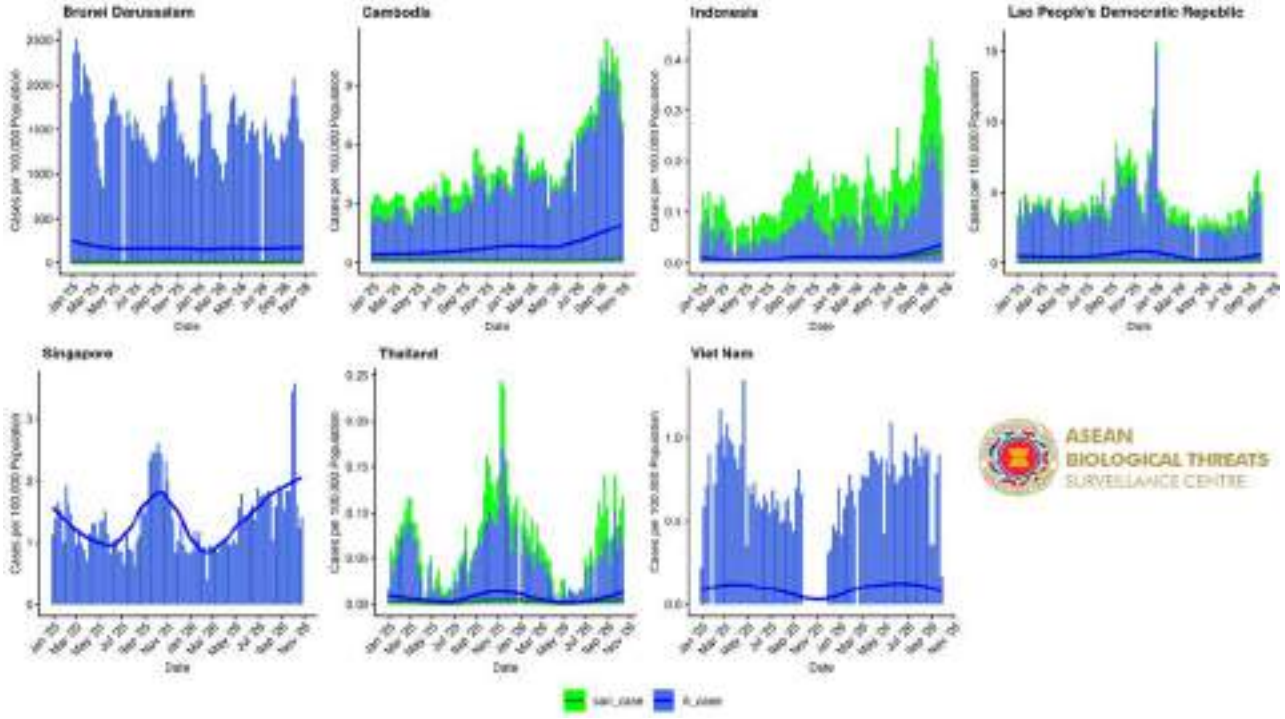

Source: WHO FluID, accessed November 10, 2026 (https://www.who.int/teams/global-influenza-programme/surveillance-and-monitoring/influenza-surveillance-outputs)

AVIAN INFLUENZA (H5N1)

Key Findings

- In 2026, Avian Influenza (H5N1) is found in Cambodia. In Epi-week 44, there was no new case in the ASEAN region.

Distribution of Avian Influenza (H5N1) cases in the ASEAN Region

AMS	Avian Influenza (H5N1)					
			Epi-week 44		Period 2026	
	Cumulative Cases 2025	Cumulative Deaths 2025	New Cases	New Deaths	Cumulative Cases	Cumulative Deaths
Cambodia	18	9	0	0	6	1
Viet Nam	1	0	0	0	0	0
Total	19	9	0	0	6	1

Source: WHO, Ministry of Health of Cambodia.

HANTAVIRUS

Key Findings

- In 2026, hantavirus is found in Indonesia. In Epi-week 44, 2026, there was no new case of Hantavirus reported.

Distribution of Hantavirus Cases in the ASEAN Region

AMS	Hantavirus					
			Epi-week 44		Period 2026	
	Cumulative Cases 2025	Cumulative Deaths 2025	New Cases	New Deaths	Cumulative Cases	Cumulative Deaths
Indonesia	18	0	0	0	8	0
Total	18	0	0	0	8	0

Source: MoH Indonesia

LEGIONELLOSIS

Key Findings

- In 2026, the legionellosis is found in Indonesia, Singapore and Thailand. In Epi-week 44, there is one new case of Legionellosis reported in Thailand.

Distribution of Legionellosis Cases in the ASEAN Region

AMS	Legionellosis					
			Epi-week 44		Period 2026	
	Cumulative Cases 2025	Cumulative Deaths 2025	New Cases	New Deaths	Cumulative Cases	Cumulative Deaths
Indonesia	49	2	0	0	2	0
Singapore	62	0	0	0	46	0
Thailand	24	1	1	0	24	2
Total	135	3	1	0	72	2

Source: MoH Indonesia, MoH Singapore, MoPH Thailand

MENINGOCOCCAL DISEASE

Key Findings

- In 2026, meningococcal disease is found in Indonesia, The Philippines, Singapore, Thailand, and Viet Nam. In Epi-week 44, 2026, there is no new case of Meningococcal Disease reported from the region.

Distribution of Meningococcal Disease Cases in the ASEAN Region

AMS	Meningococcal Disease					
			Epi-week 44		Period 2026	
	Cumulative Cases 2025	Cumulative Deaths 2025	New Cases	New Deaths	Cumulative Cases	Cumulative Deaths
Indonesia	0	0	0	0	1	1
Singapore	7	0	0	0	4	0
The Philippines	0	0	0	0	107	39
Thailand	39	5	0	0	25	4
Viet Nam	95	0	0	0	1	0
Total	141	5	0	0	138	44

Source: WHO, MoH Indonesia, DoH Philippines, MoH Singapore, MoPH Thailand

POLIOMYELITIS

Key Findings

- In 2026, Poliomyelitis is found in Lao PDR. in Epi-week 44, there was no new case of Poliomyelitis reported.

Distribution of Poliomyelitis Cases in the ASEAN Region

AMS	Poliomyelitis					
			Epi-week 44		Period 2026	
	Cumulative Cases 2025	Cumulative Deaths 2025	New Cases	New Deaths	Cumulative Cases	Cumulative Deaths
Lao PDR	1	0	0	0	3	0
Singapore	1	0	0	0	0	0
Total	2	0	0	0	3	0

Source: WHO

Zoonosis



RABIES

Key Findings

- The **ASEAN** region reported **10** new rabies cases in Epi-week 44, 2026.
- The total number of rabies cases from January 1 to November 7, 2026 are **517** cases with **99.81%** CFR.

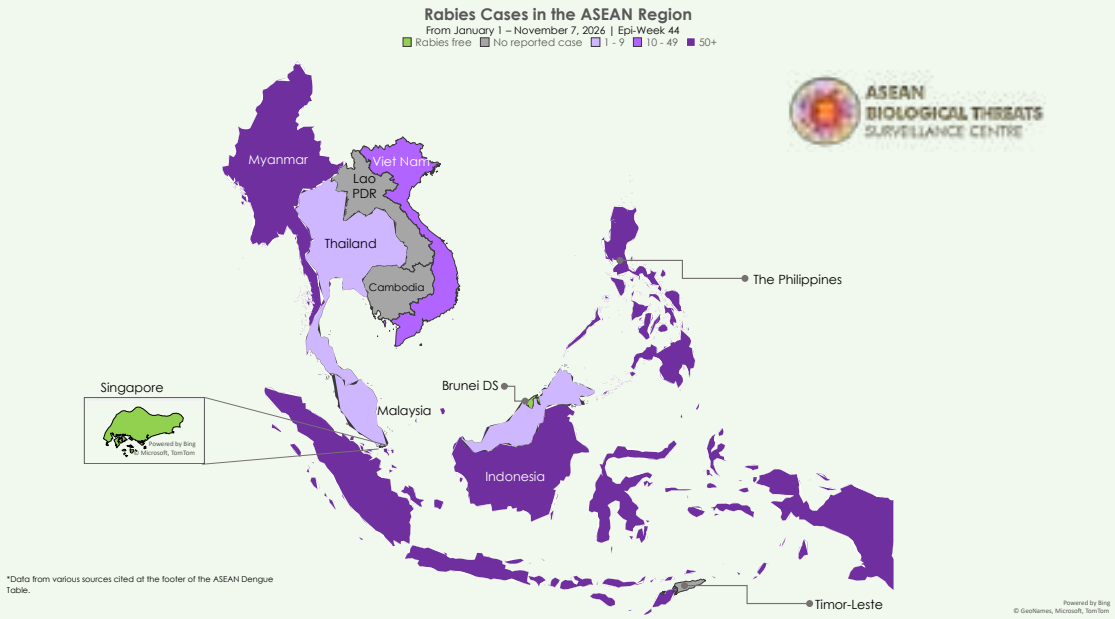

Rabies cases in the ASEAN region

Country	Data as of	Cumulative Cases	New Cases Since Previous Report	Cumulative Deaths	CFR
Brunei Darussalam			Rabies-free country		
Cambodia	-	-	-	-	-
Indonesia[1]	November 7	89	-	89	100%
Lao PDR	-	-	-	-	-
Malaysia[2]	October 24	7	-	7	100%
Myanmar[3]	October 24	90	-	90	100%
Philippines[4]	October 24	266	10	266	100%
Singapore			Rabies-free country		
Thailand[5]	November 7	10	0	9	90.00%
Timor-Leste	-	-	-	-	-
Viet Nam[2]	September 26	55	-	55	100%
Total		**517**	**10**	**516**	**99.81%**

Source:
1. Ministry of Health, Republic of Indonesia
2. Bluedot Platform, accessed November 10, 2026 (https://portal.bluedot.global/)
3. Department of Public Health, Ministry of Health, Myanmar
4. Department of Health, Philippines. "Epidemiology Bureau Weekly Surveillance Report", accessed November 10, 2026. (https://doh.gov.ph/health-statistics/)
5. Bureau of Epidemiology, Department of Disease Control, Ministry of Public Health Thailand, accessed November 10, 2026 , (https://dvis3.ddc.moph.go.th/t/DDC_CENTER_DOE/views/_Weekly/sheet13?%3Aembed=y&%3AisGuestRedirectFromVizportal=y&%3Aorigin=card_share_link)

Vector-Borne Diseases



DENGUE

Key Findings

- The **ASEAN** region reported **34,519** new dengue cases in Epi-week 44, 2026.
- The total number of dengue cases from January 1 to November 7, 2026 are **689,493** cases and **1,421** deaths with **0.21% CFR**.

Trend of Dengue cases in the ASEAN region, 2024 – 2026

Below are trend of dengue cases among ASEAN Member States since January 1, 2024 up to November 7, 2026.

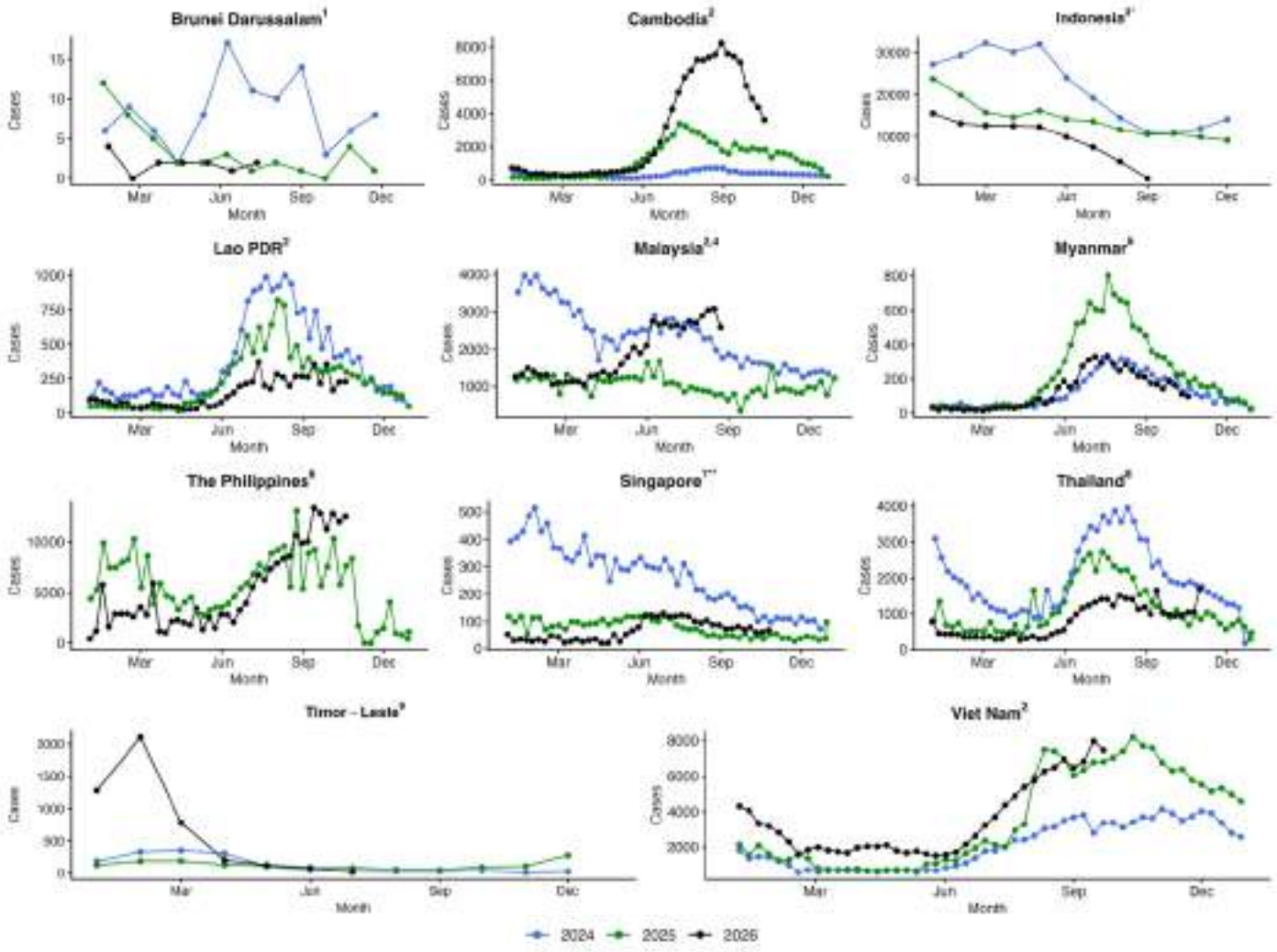

Source:

1. Ministry of Health, Brunei Darussalam
2. WHO WPRO, "Dengue," World Health Organization, accessed November 10, 2026 (https://www.who.int/westernpacific/emergencies/surveillance/dengue).
3. Ministry of Health, Republic of Indonesia
4. Portal Rasmi iDengue untuk Komuniti, accessed November 10, 2026 (https://idengue.mysa.gov.my/)
5. Department of Public Health, Ministry of Health, Myanmar
6. Department of Health, Philippines. "Epidemiology Bureau Weekly Surveillance Report", accessed November 10, 2026. (https://doh.gov.ph/health-statistics/)
7. Ministry of Health. "Weekly Infectious Disease Bulletin", accessed November 10, 2026. (https://www.moh.gov.sg/resources-statistics/infectious-disease-statistics/2025/weekly-infectious-diseases-bulletin)
8. Bureau of Epidemiology, Department of Disease Control, Ministry of Public Health Thailand, accessed November 10, 2026 , (https://dvis3.ddc.moph.go.th/t/DDC_CENTER_DOE/views/_Weekly/sheet13?%3Aembed=y&%3AisGuestRedirectFromVizportal=y&%3Aorigin=card_share_link)
9. Ministry of Health, Timor-Leste

- Data were updated and collected from official sources, which may have a 2-8 weeks delay in reporting. Data must be interpreted cautiously.

*Notified dengue cases only includes severe cases Dengue Hemorrhagic fever (DHF) and Dengue Shock Syndrome (DSS)

**Notified dengue cases only includes Dengue Fever (DF) and DHF

Comparison between Precipitation (Rainfall) and Dengue Cases in the ASEAN region

This summary describes the dengue fever and precipitation patterns shown in the country visualization. It focuses on observed dengue fever cases and rainfall intensity (precipitation) based on data from January 1, 2022 to November 7, 2026.

Dengue cases and precipitation showed varied temporal patterns across ASEAN Member States. Cambodia, Lao PDR, Myanmar, and Thailand generally experienced increases in dengue activity during or following wetter periods, although rainfall and dengue peaks did not consistently coincide. Malaysia and the Philippines also showed periods of overlapping increases, but the relationship was less consistent.

Indonesia's monthly cases peaked in March 2024 before generally declining. Timor-Leste experienced a sharp increase in early 2026, followed by a substantial decline, while Viet Nam showed recurrent weekly increases through September 2026. Their alignment with precipitation requires reassessment using the updated plots. Brunei Darussalam and Singapore showed less consistent correspondence between rainfall fluctuations and dengue activity.

Overall, precipitation provided seasonal context for dengue activity, but the observed patterns differed across countries and years. These descriptive observations do not establish causation. Comparisons should also account for differences in reporting periods, weekly versus monthly aggregation, population size, and the geographic coverage of precipitation estimates.

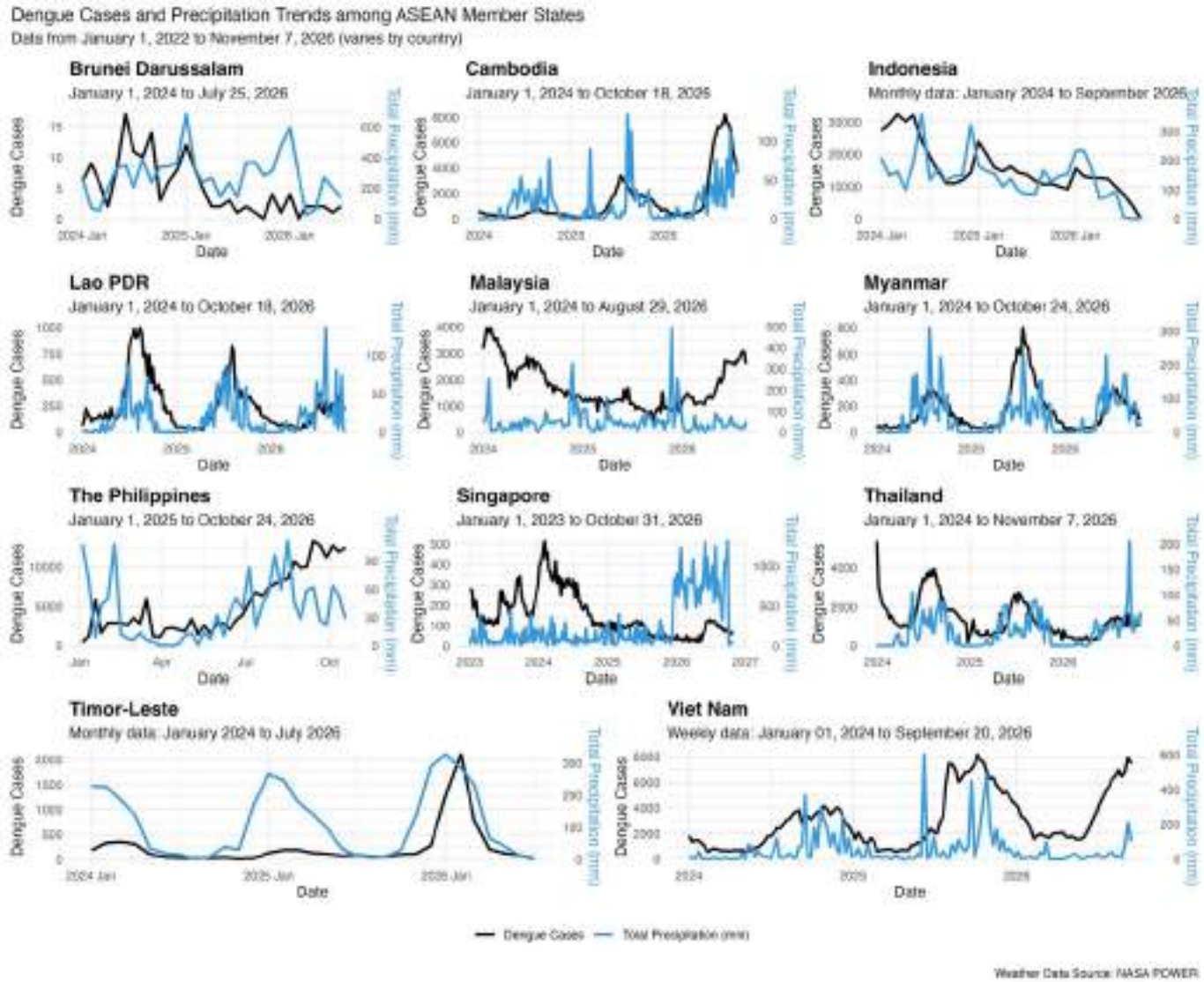

MALARIA

Key Findings

- The **ASEAN** region reported **49** new malaria cases in Epi-week 44, 2026.
- The total number of malaria cases from January 1 to November 10, 2026 are **666,539** cases and **316** deaths with **0.05%** CFR.

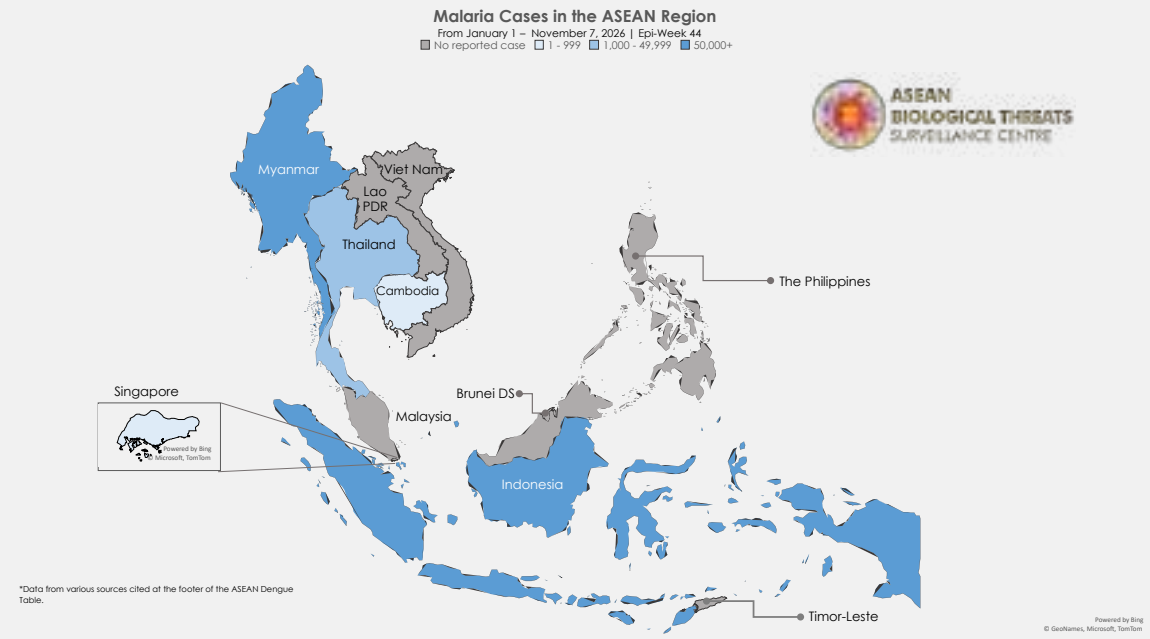

Malaria cases in the ASEAN region

Country	Data as of	Cumulative Cases	New Cases Since Last Week	Cumulative Deaths	CFR
Brunei Darussalam	-	-	-	-	-
Cambodia[1]	November 7	10	0	0	0.00%
Indonesia[2]	October 24	541,528	-	302	0.06%
Lao PDR	-	-	-	-	-
Malaysia	-	-	-	-	-
Myanmar[3]	October 17	120,530	-	11	0.01%
Philippines	-	-	-	-	-
Singapore[4]	November 7	30	1	0	0.00%
Thailand[5]	November 7	4,441	48	3	0.07%
Timor-Leste	-	-	-	-	-
Viet Nam	-	-	-	-	-
Total		**666,539**	**49**	**316**	**0.05%**

Source:
1. Cambodia National Malaria Center, accessed November 10, 2026 (https://mis.cnm.gov.kh/Dashboard)
2. Malaria Cases in Indonesia, accessed November 10, 2026 (https://malaria.kemkes.go.id/case)
3. Department of Public Health, Ministry of Health, Myanmar
4. Ministry of Health Singapore, accessed November 10, 2026 (https://www.moh.gov.sg/others/resources-and-statistics/infectious-disease-statistics-2025-weekly-infectious-diseases-bulletin)
5. Bureau of Epidemiology, Department of Disease Control, Ministry of Public Health Thailand, accessed November 10, 2026 (https://dvis3.ddc.moph.go.th/t/DDC_CENTER_DOE/views/_Weekly/sheet13?%3Aembed=y&%3AisGuestRedirectFromVizportal=y&%3Aorigin=card_share_link)

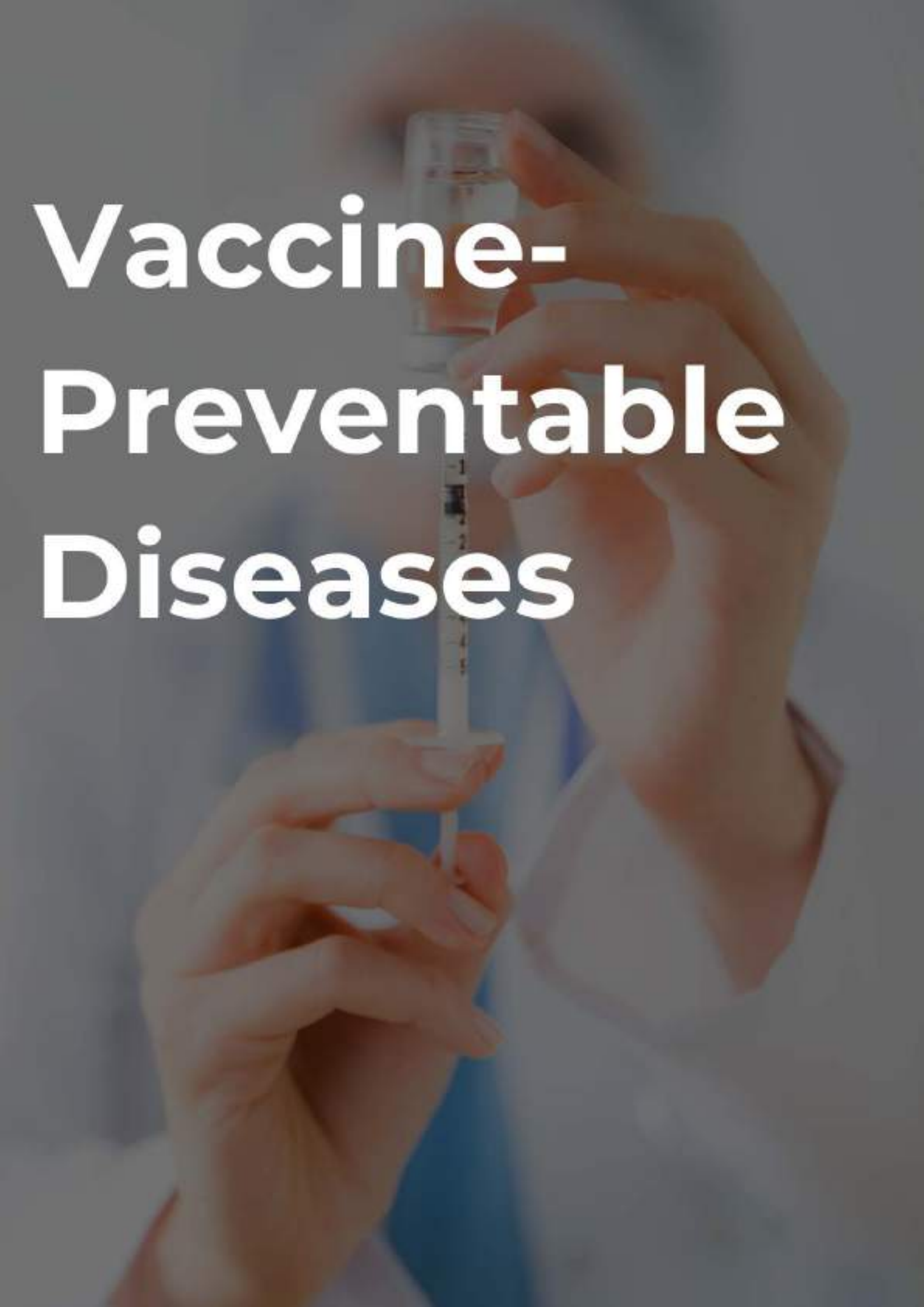

Vaccine-Preventable Diseases

MEASLES

Key Findings

- The **ASEAN** region reported **90** new measles cases in Epi-week 44, 2026.
- The total number of measles cases from January 1 to November 7, 2026 are **16,782** cases with **0.04%** CFR.

Trend of Measles cases in the ASEAN region, 2024 – 2026

Below are trend of measles cases among ASEAN Member States since January 1, 2024 up to November 7, 2026.

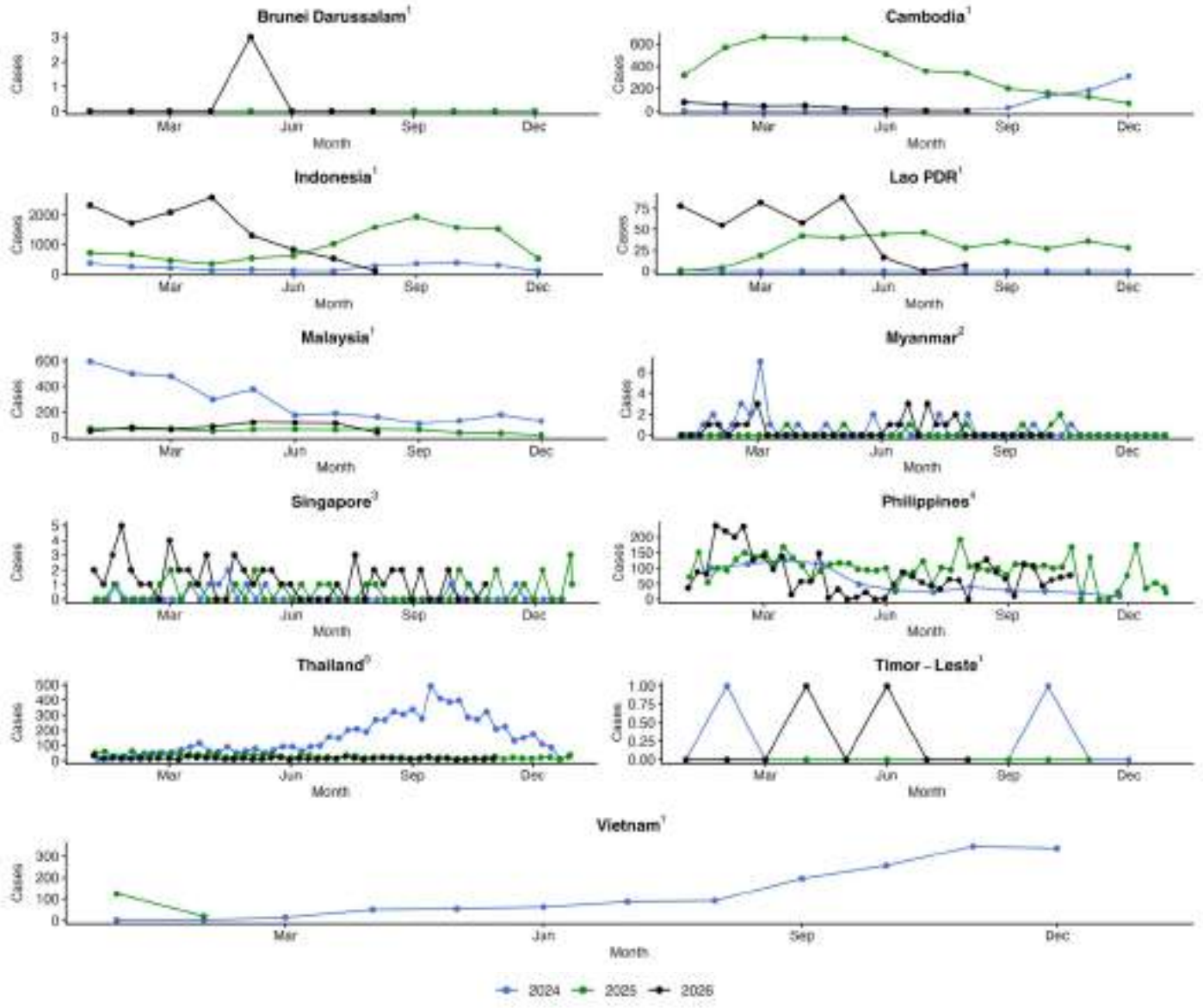

Source:

1. Provisional Measles and Rubella Data, World Health Organization, accessed November 10, 2026 (https://immunizationdata.who.int/global?topic=Provisional-measles-and-rubella-data&location=)Provisional Measles and Rubella Data, World Health Organization, accessed November 10, 2026 (https://immunizationdata.who.int/global?topic=Provisional-measles-and-rubella-data&location=)
2. Department of Public Health, Ministry of Health, Myanmar
3. Ministry of Health Singapore, accessed November 10, 2026 (https://www.moh.gov.sg/others/resources-and-statistics/infectious-disease-statistics-2025-weekly-infectious-diseases-bulletin)
4. Department of Health, Philippines. "Epidemiology Bureau Weekly Surveillance Report", accessed November 10, 2026. (https://doh.gov.ph/health-statistics/)
5. Bureau of Epidemiology, Department of Disease Control, Ministry of Public Health Thailand, accessed November 10, 2026 (https://dvis3.ddc.moph.go.th/t/DDC_CENTER_DOE/views/_Weekly/sheet13?%3Aembed=y&%3AisGuestRedirectFromVizportal=y&%3Aorigin=card_share_link

ASEAN BIOLOGICAL THREATS SURVEILLANCE CENTRE

Report published by
ASEAN BIOLOGICAL THREATS SURVEILLANCE CENTRE
Email: support@abtsc.org
Facebook: abtsc.official
Instagram: abtsc.official