



ASEAN
BIOLOGICAL THREATS
SURVEILLANCE CENTRE

CC
BV
BB
AB

Morbidity and Mortality Weekly Report (MMWR)

Infectious & Emerging Diseases
in the ASEAN Region

With Support by:



This report aims to provide the current situation on infectious and emerging diseases in the ASEAN Region. We collate various information from multiple official sources and publicly available sources and is published every week on Wednesday. For feedback and/or suggestions, please write to support@aseanbiosurveillance.org

Editorial

ASEAN SECRETARIAT

Assistant Director and Head of Health Division
Human Development Directorate

ASEAN Socio-Cultural Community Department

Jennifer Frances dela Rosa, MPH, MSc HPPF

Programme Coordinator (Health Security)

Mitigation of Biological Threats (MBT) Programme

Michael Glen, MSSc

EDITORIAL TEAM

Editor-in-Chief

Abdurrahman, MPH

Managing Editor

Aldilas Achmad Nursetyo, MD, MS

Associate Editor

Abdul Haris Ibrahim, MHI

Habibi Rohman Rosyad, MSc

Nindy Fadellah Wulan, MPH

Copy Editor

Ajeng Sekar Pratiwi, A.Md

Dwi Sasongko, A.Md.

Supporting Staff

Svetlana Pratiwi, SKM

Divva Kaamila, S.Tr.Kom

Natasha Alicia Putri, S.Tr.Kom

PUBLISHER

ASEAN Biological Threat Surveillance Centre

Health Policy Agency

Ministry of Health of Indonesia

Jl. Percetakan Negara No. 29 Johar Baru, Central Jakarta, Indonesia 10560

E-mail: support@aseanbiosurveillance.org

Facebook: <https://www.facebook.com/abvc.official/>

Instagram: <https://www.instagram.com/abvc.official/>

Table of Contents

Emerging Diseases	2
Mpox	3
COVID-19	7
Influenza	9
Influenza-like Illness.....	10
Zoonosis	11
Rabies.....	12
Vector-borne Diseases.....	13
Dengue.....	14
Malaria	15
Vaccine-preventable Diseases.....	16
Measles	17

Emerging Diseases

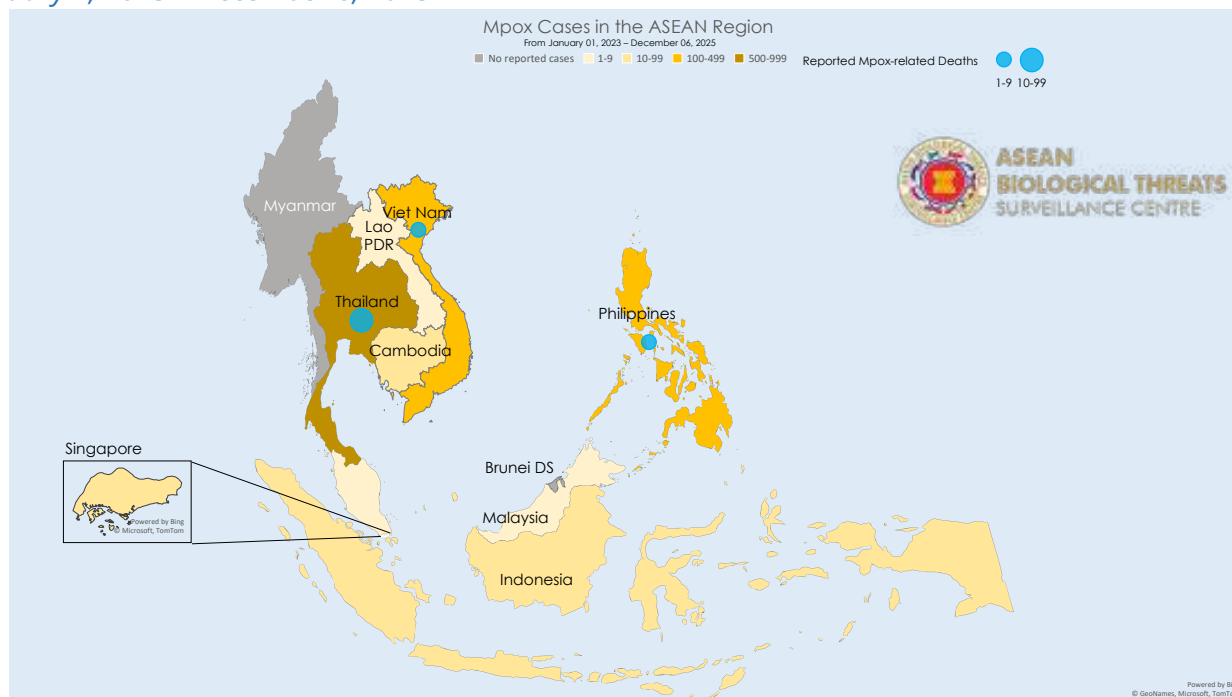
A person wearing a full-body white protective suit, a hood, and a face mask with a mesh filter. They are also wearing black gloves. The person is holding a small, dark object in their gloved hand. The background is blurred, suggesting an indoor setting.



MPOX

Mpox Cases Reported in the ASEAN Region

January 1, 2023 – December 6, 2025



Source:

1. Ministry of Health Cambodia
2. Ministry of Health Republic of Indonesia (<https://infeksiemerging.kemkes.go.id>)
3. WHO Mpox Outbreak: Global Trends, accessed December 9, 2025 (https://worldhealthorg.shinyapps.io/mpx_global/)
4. Communicable Disease Agency, Ministry of Health Singapore, accessed December 9, 2025, <https://www.cda.gov.sg/resources/weekly-infectious-diseases-bulletin-2025/>

Key Findings

- From 1 January 2023 to 6 December 2025, **85,746** confirmed cases worldwide since 2023, including **418** deaths. Globally, the CFR was **0.49 %**.
- **1,730 confirmed cases** including **30 deaths** in the **ASEAN** region, with a CFR of **1.73%**.
- **84,016 confirmed cases** of mpox have been reported in **other regions** (other than the **ASEAN** region):

Mpox cases in the ASEAN region (Jan. 1, 2023 to Dec. 6, 2025)

ASEAN Member States	Cumulative Cases 2023-2025	New Cases Since Previous Report	Cumulative Deaths 2023-2025	New Deaths Since Previous Report	CFR
Cambodia¹	20	0	0	0	0.00%
Indonesia²	87	0	0	0	0.00%
Lao PDR³	1	0	0	0	0.00%
Malaysia³	18	0	0	0	0.00%
Philippines³	346	0	8	0	2.31%
Singapore⁴	69	1	0	0	0.00%
Thailand³	979	0	13	0	1.33%
Vietnam³	209	0	9	0	4.31%
ASEAN Total	1,730	1	30	0	1.73%

Source:

1. Ministry of Health Cambodia
2. Ministry of Health Republic of Indonesia (<https://infeksiemerging.kemkes.go.id>)
3. WHO Mpox Outbreak: Global Trends, accessed December 9, 2025 (https://worldhealthorg.shinyapps.io/mpx_global/)
4. Communicable Disease Agency, Ministry of Health Singapore, accessed December 9, 2025, <https://www.cda.gov.sg/resources/weekly-infectious-diseases-bulletin-2025/>



Top 5 countries with the most mpox cases globally (Jan. 1, 2023 to Dec. 6, 2025)

Country	Cumulative Cases	New Cases Since Previous Report	Cumulative Deaths	CFR
Democratic Republic of Congo	31,948	171	80	0.25%
Uganda	8,359	35	50	0.60%
United States of America	6,233	0	10	0.16%
Sierra Leone	5,442	0	60	1.10%
Burundi	4,585	54	1	0.02%

Source: WHO Mpox Outbreak: Global Trends, accessed December 9, 2025 (https://worldhealthorg.shinyapps.io/mpox_global/)

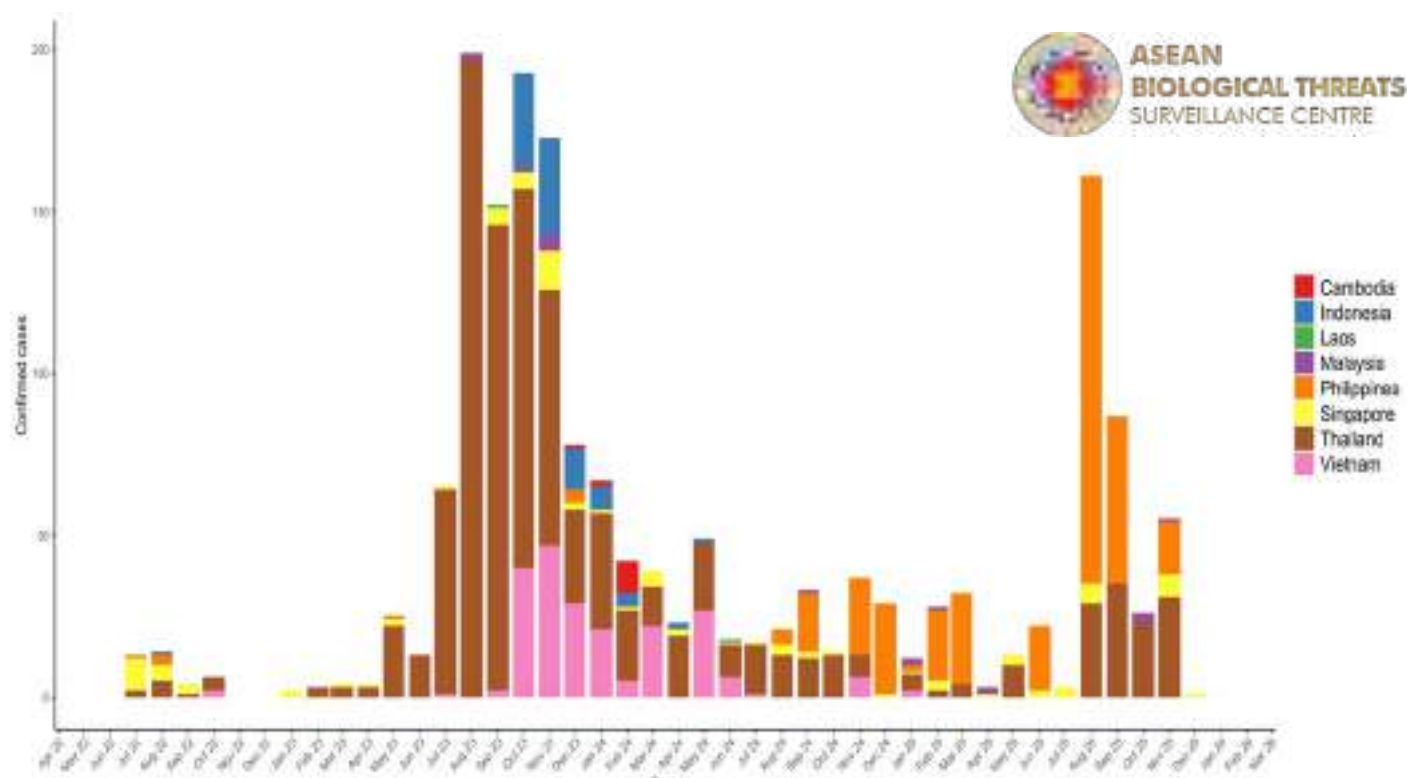
Mpox cases per region (Jan. 1, 2023 to Dec. 6, 2025)

REGIONS	CUMULATIVE CASES 2023-2025	NEW CASES SINCE THE PREVIOUS REPORT	CUMULATIVE DEATHS	CFR
AFRICA	56,381	260	247	0.44%
AMERICAS	13,863	0	102	0.74%
ASEAN	1,727	1	30	1.73%
ASIA & OCEANIA	8,481	0	34	0.40%
EUROPE	5,291	0	5	0.09%
TOTAL	85,746	261	418	0.49%

Source: WHO Mpox Outbreak: Global Trends, accessed December 9, 2025 (https://worldhealthorg.shinyapps.io/mpox_global/)

Trend of Mpox Confirmed Cases in the ASEAN Region

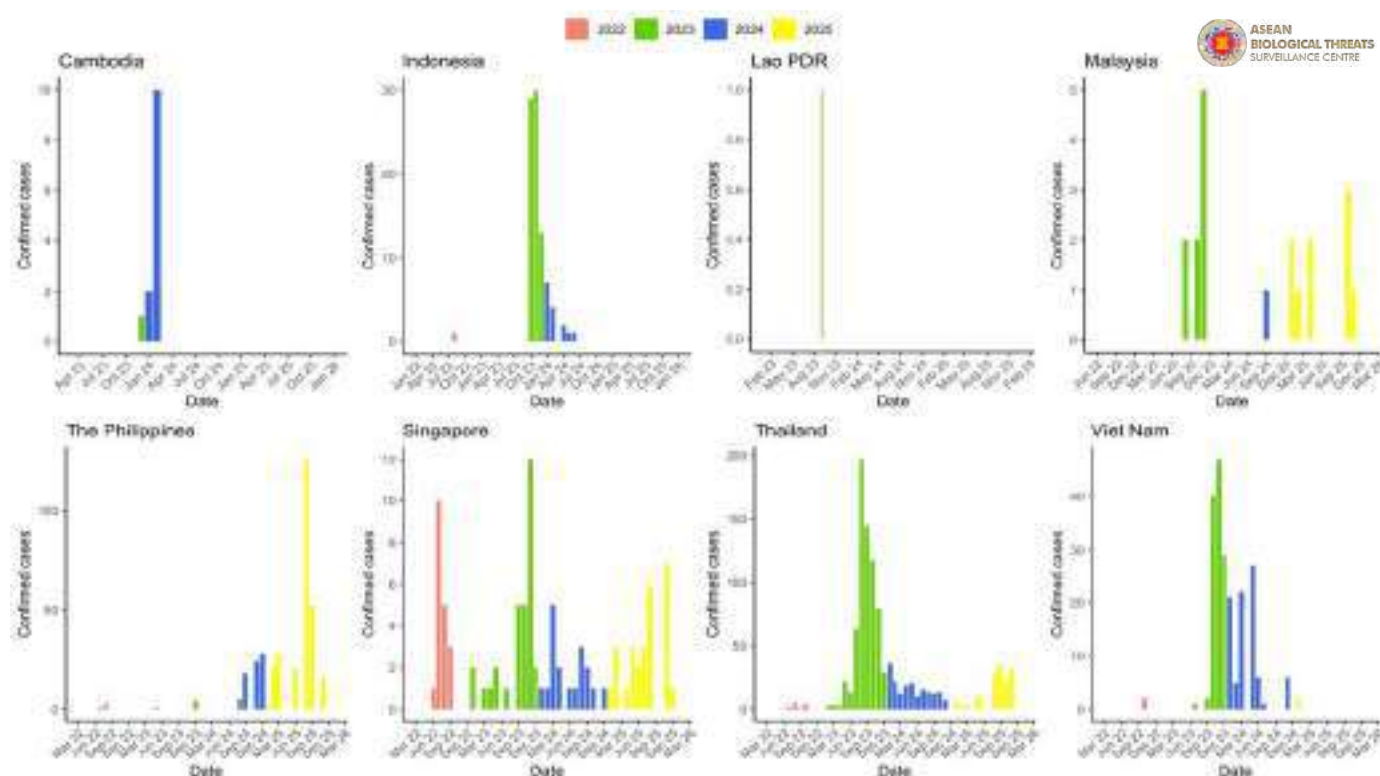
January 1, 2022 to December 6, 2025



Source:

1. Ministry of Health Cambodia
2. Ministry of Health Republic of Indonesia (<https://infeksiemerging.kemkes.go.id>)
3. WHO Mpox Outbreak: Global Trends, accessed December 9, 2025 (https://worldhealthorg.shinyapps.io/mpox_global/)
4. Communicable Disease Agency, Ministry of Health Singapore, accessed December 9, 2025, <https://www.cda.gov.sg/resources/weekly-infectious-diseases-bulletin-2025/>

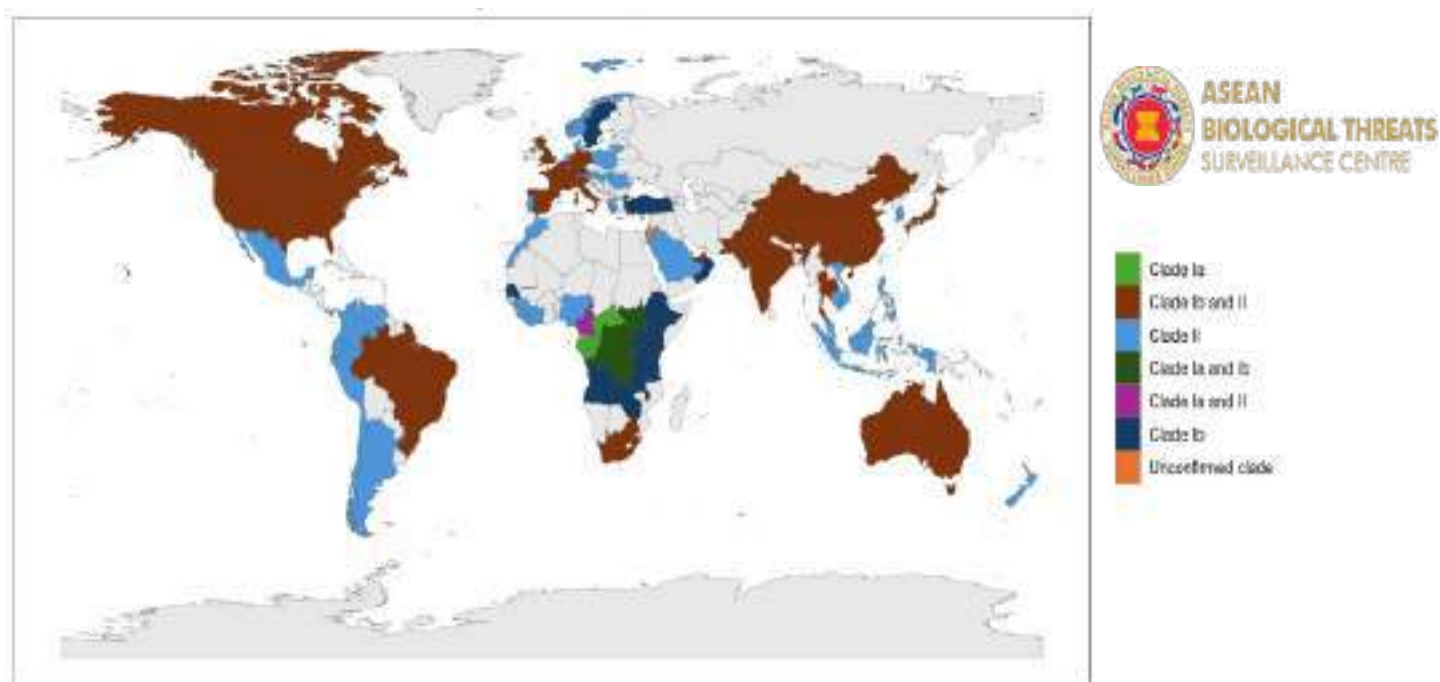
Trend of Mpox Confirmed Cases among ASEAN Member States January 1, 2022 to December 6, 2025



Source:

1. Ministry of Health Cambodia
2. Ministry of Health Republic of Indonesia (<https://infeksiemerging.kemkes.go.id>)
3. WHO Mpox Outbreak: Global Trends, accessed December 9, 2025 (https://worldhealthorg.shinyapps.io/mpx_global/)
4. Communicable Disease Agency, Ministry of Health Singapore, accessed December 9, 2025, <https://www.cda.gov.sg/resources/weekly-infectious-diseases-bulletin-2025/>

Distribution of Mpox Variants in The Global As of December 6, 2025



Source: GISAID and WHO

Distribution of Mpox Variant in the ASEAN and Neighbouring Countries and Areas As of December 6, 2025



Source:

1. Ministry of Health Cambodia
2. Ministry of Health Republic of Indonesia (<https://infeksiemerging.kemkes.go.id>)
3. WHO Mpox Outbreak: Global Trends, accessed December 9, 2025 (https://worldhealthorg.shinyapps.io/mpox_global/)
4. Communicable Disease Agency, Ministry of Health Singapore, accessed December 9, 2025, <https://www.cda.gov.sg/resources/weekly-infectious-diseases-bulletin-2025/>

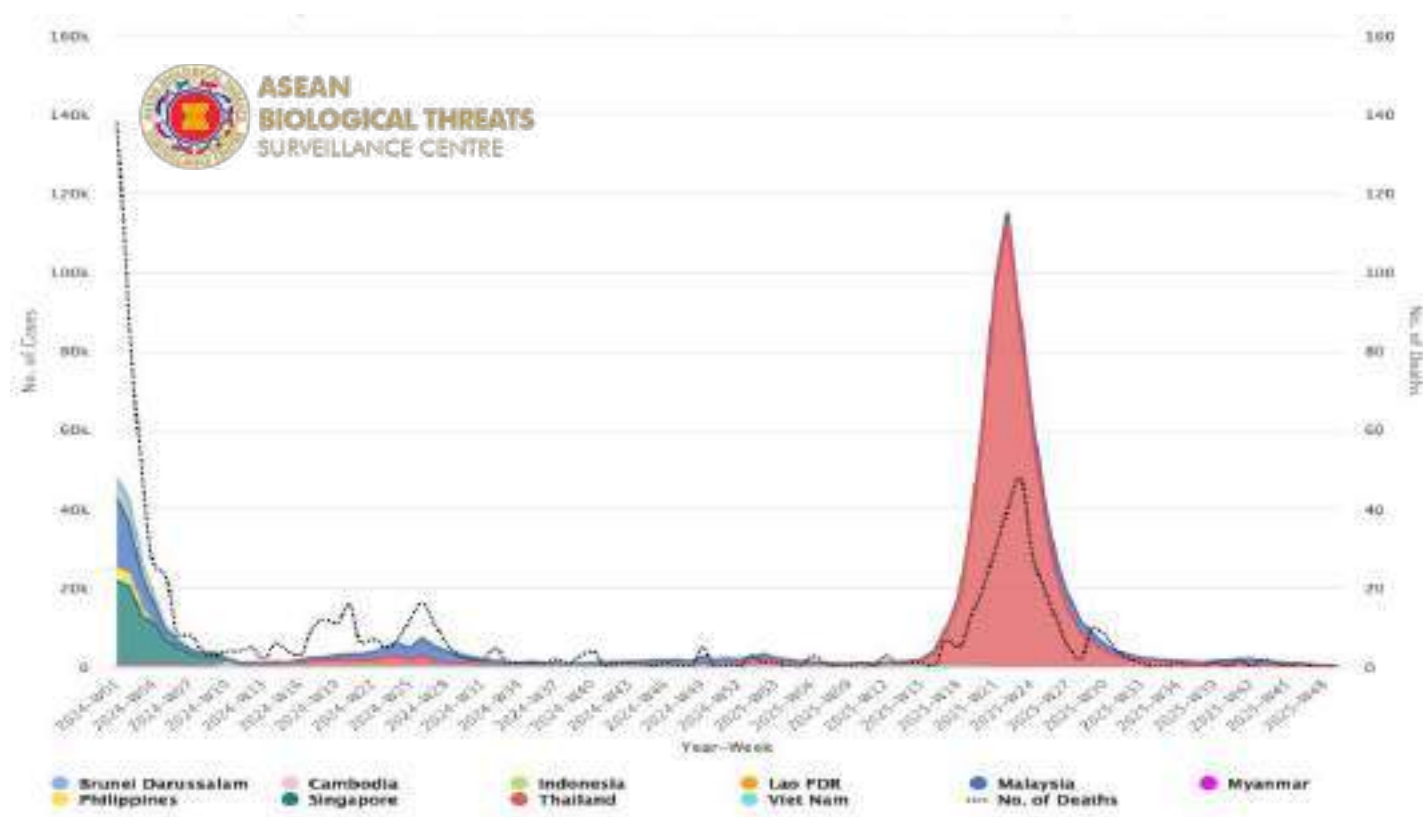
COVID-19

Key Findings

- As of 6 December 2025 (5PM, GMT+7), there were **778,858,542** confirmed cases **worldwide**, including **7,102,794** deaths. Globally, the Case Fatality Rate (CFR) was **0.91%**.
- 37,760,304** total confirmed cases of COVID-19 have been reported in the **ASEAN Region**.
- The CFR in the **ASEAN Region** was **0.98%**.
- In November 2025, the latest submission on GISAID by Indonesia and Brunei Darussalam showed dominance in **Omicron B.1.1.529+BA.*** variant. Meanwhile, other member states such as Lao PDR, Cambodia, Malaysia, Singapore, Thailand, and Viet Nam were still dominated by **NB.1.8.1** variant.

ASEAN Weekly COVID-19 Cases and Deaths

From January 1, 2024 to December 6, 2025

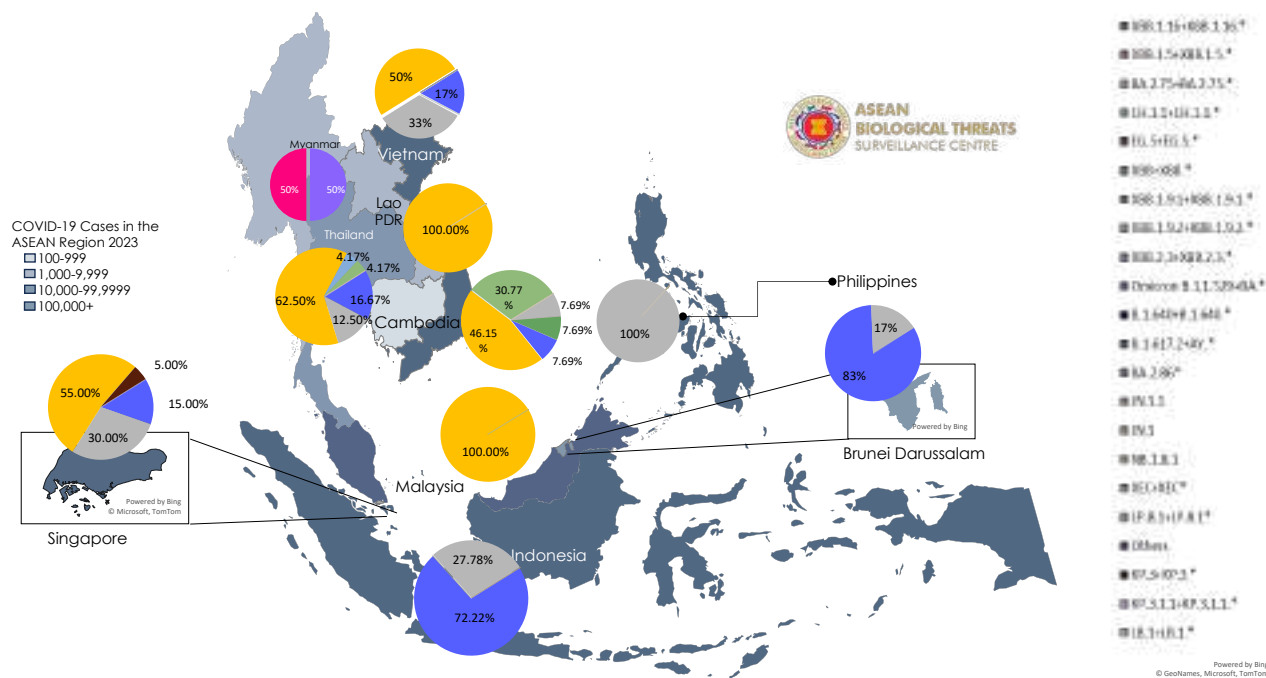


Sources: [Singapore Government](#), [MOH Indonesia](#), [MOH Cambodia](#), [DDC Thailand](#), MOH Myanmar, [MOH Malaysia](#), and [WHO](#) accessed on December 9, 2025

- A major peak in case numbers occurred in mid-2025 until week 22 as the highest peak of the cases reported. Meanwhile, after week 23, the cases continued to decrease significantly until the week of 49.
- The latest updated of COVID-19 cases were reported low by ASEAN Member States.

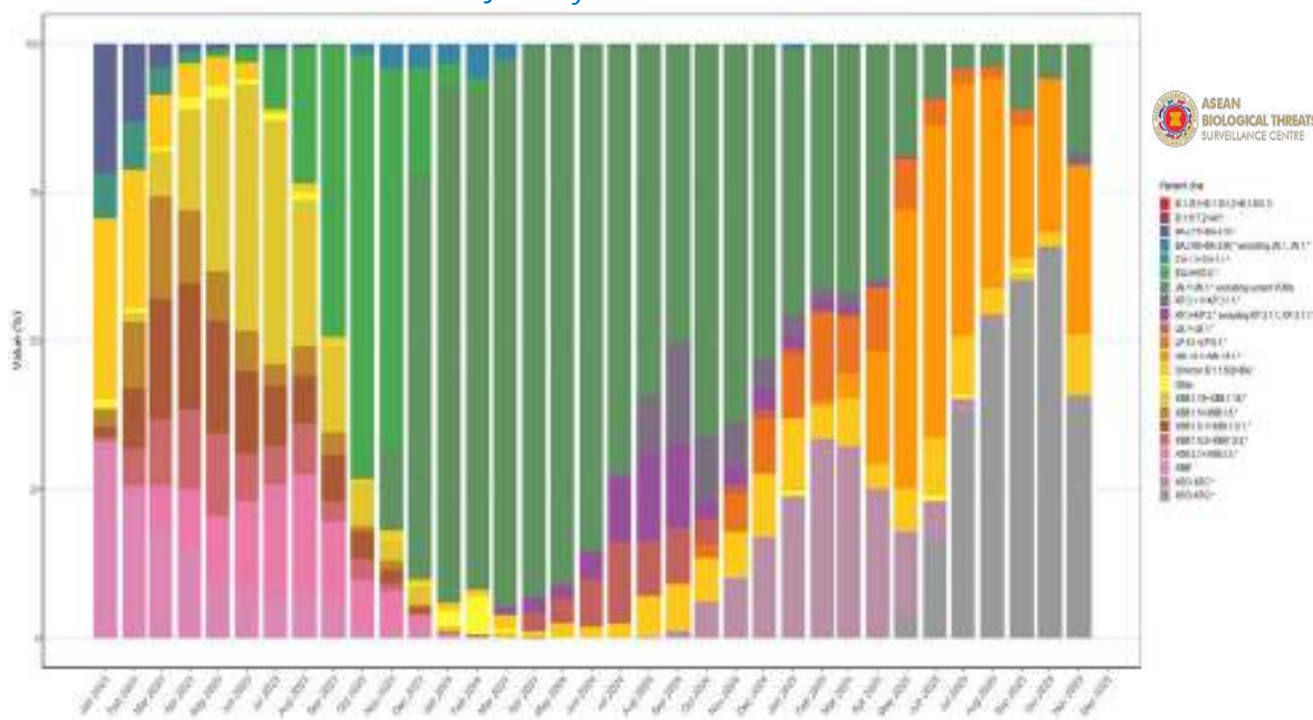


COVID-19 Variants Frequencies Among the ASEAN Member States As of November 2025



In November 2025, the latest submission on GISAID by Indonesia and Brunei Darussalam showed dominance in **Omicron B.1.1.529+BA.*** variant. Meanwhile, other member states such as Lao PDR, Cambodia, Malaysia, Singapore, Thailand, and Viet Nam were still dominated by **NB.1.8.1** variant.

COVID-19 Variants Frequencies in the ASEAN Region From January 2023 to November 2025



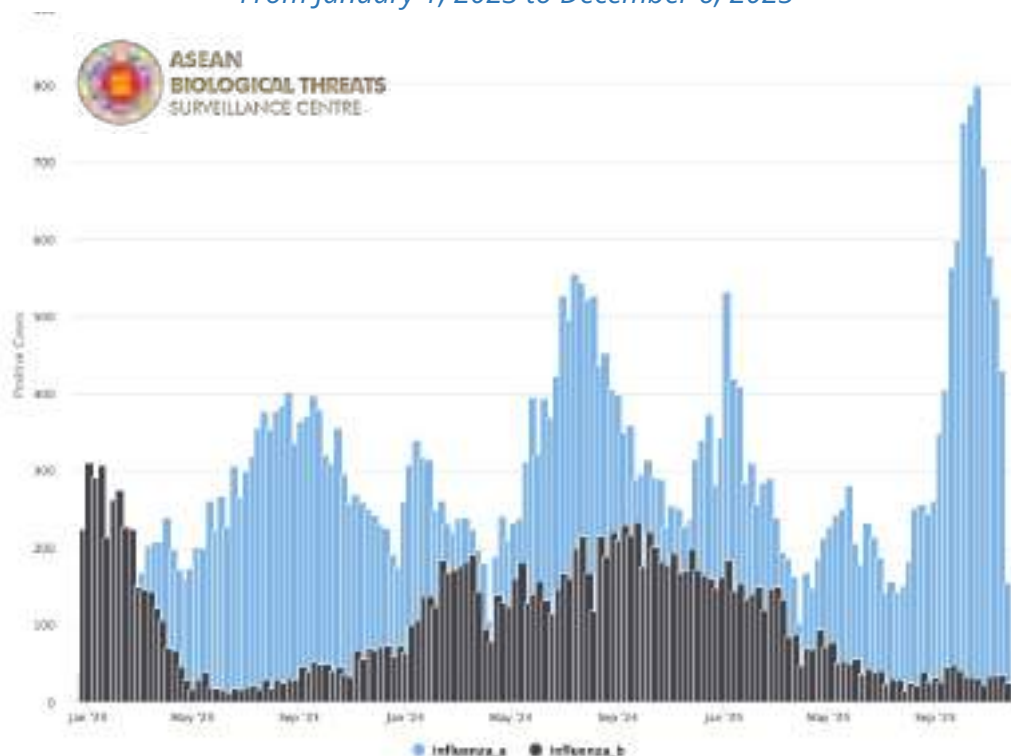
INFLUENZA

Key Findings

- Recently, most influenza cases among ASEAN Member States had decreased.
- Influenza-like illness (ILI) and severe acute respiratory infection (SARI) cases were increase among some ASEAN Member States.

Trends of Influenza Confirmed Cases in the ASEAN region

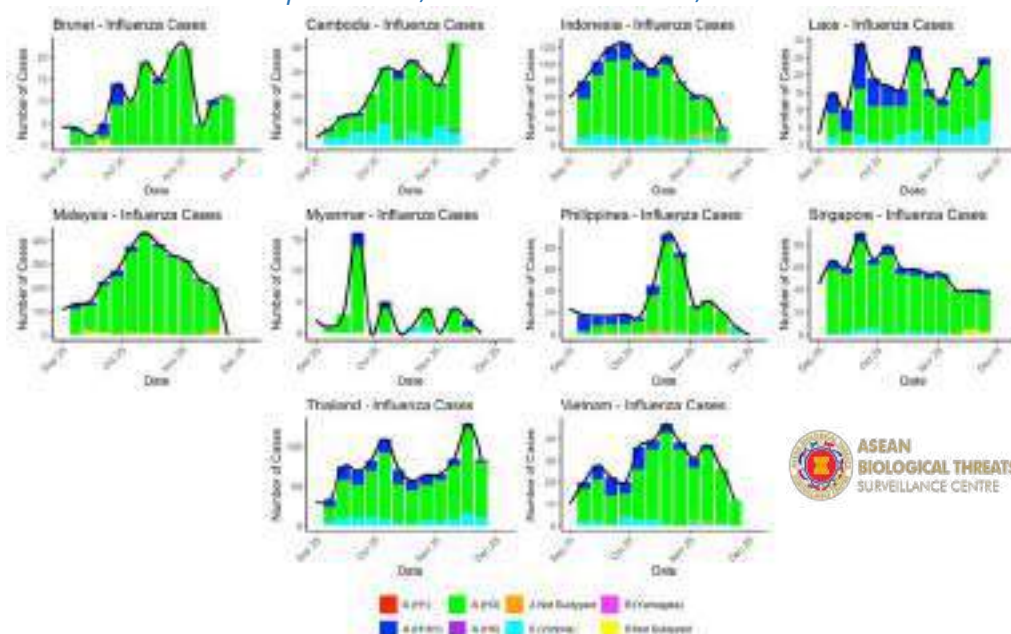
From January 1, 2023 to December 6, 2025



Source: WHO FluNet, accessed on December 9, 2025 (<https://www.who.int/tools/fluNet>)

Trend of Influenza Cases among ASEAN Member States

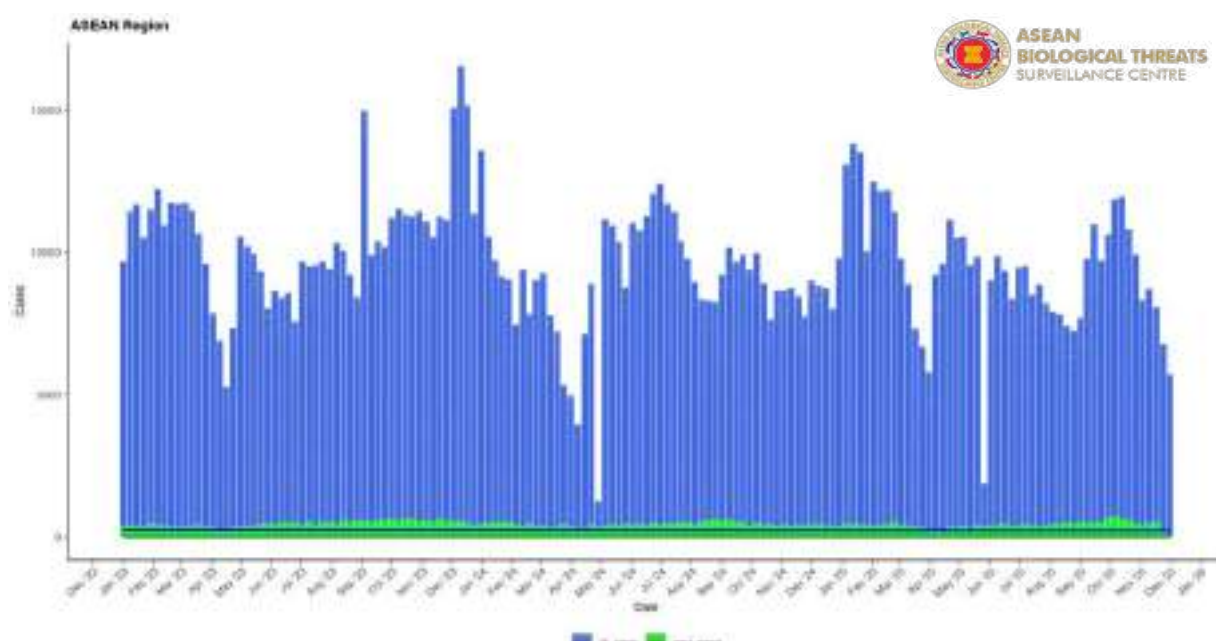
September 1, 2025 to December 6, 2025



Source: WHO FluNet, accessed on December 9, 2025 (<https://www.who.int/tools/fluNet>)

Trend of Influenza-like Illness (ILI) and Severe Acute Respiratory Illness (SARI) in the ASEAN Region

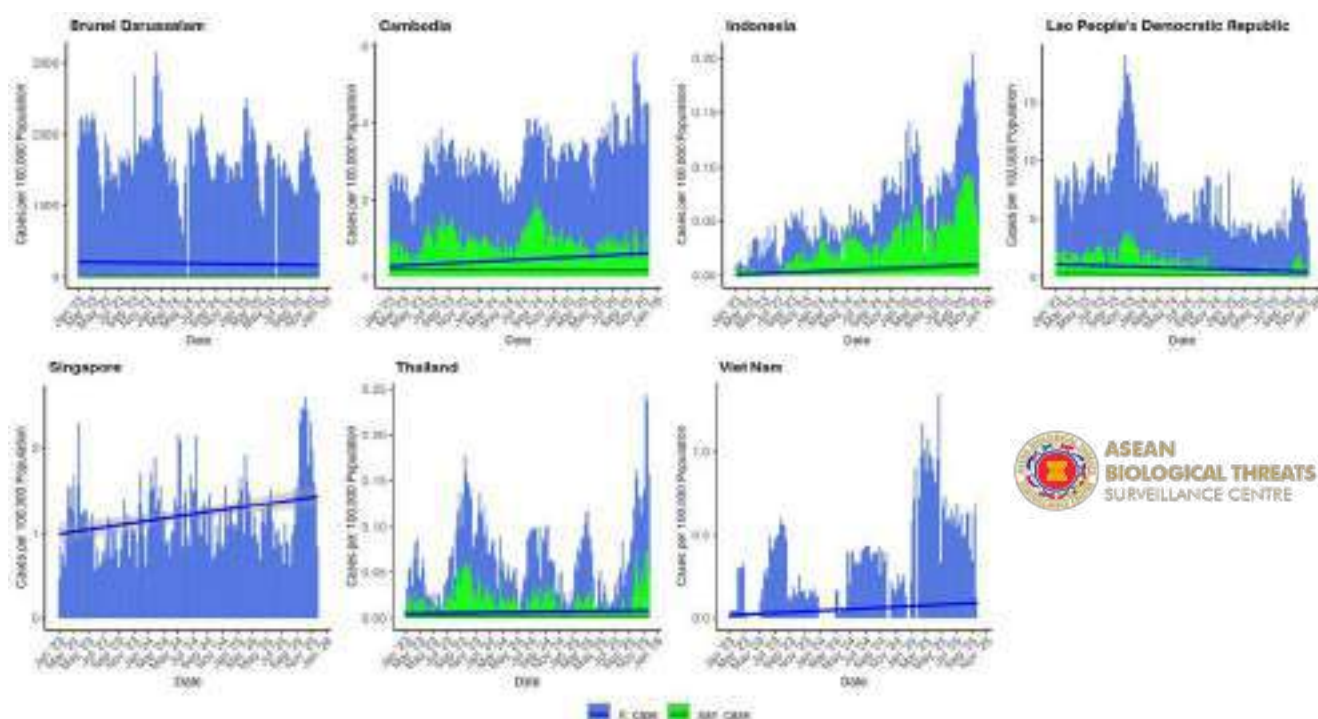
January 1, 2023 to December 6, 2025



Source: WHO FluID, accessed December 9, 2025 (<https://www.who.int/teams/global-influenza-programme/surveillance-and-monitoring/influenza-surveillance-outputs>)

Trend of Influenza-like Illness (ILI) and Severe Acute Respiratory Illness (SARI) among ASEAN Member States

January 1, 2023 to December 6, 2025



Source: WHO FluID, accessed December 9, 2025 (<https://www.who.int/teams/global-influenza-programme/surveillance-and-monitoring/influenza-surveillance-outputs>)

Zoonosis





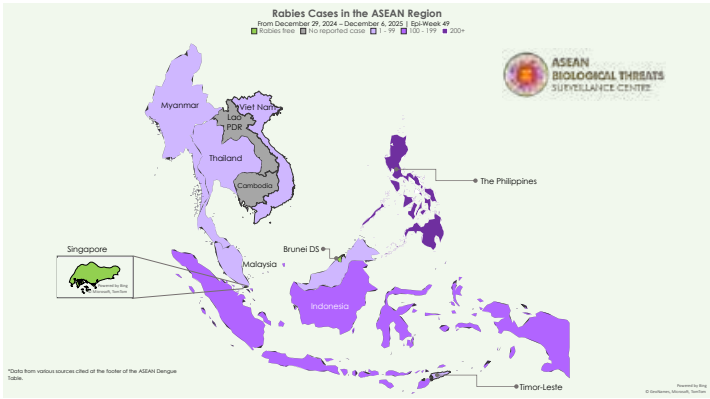
RABIES

Rabies Cases in the ASEAN Region

From December 29, 2024 to December 6, 2025 (Epi-Week 49, 2025)

Key Findings

- Up to December 6, 2025, the region reported **554** total cases with **100%** CFR.



Rabies cases (Human) in the ASEAN region

Country	Epi-Week Reported	Cumulative Cases	New Cases Since Previous Report	Cumulative Deaths	CFR
Brunei Darussalam			Rabies-free country		
Cambodia	-	-	-	-	-
Indonesia ¹	Week 48	146	-	146	100%
Lao PDR	-	-	-	-	-
Malaysia ²	Week 44	6	-	6	100%
Myanmar ³	Week 46	105	-	105	100%
Philippines ²	Week 31	211	-	211	100%
Singapore			Rabies-free country		
Thailand ²	Week 29	7	-	7	100%
Timor-Leste ²	Week 45	21	-	21	100%
Viet Nam ²	Week 42	58	-	58	100%
Total		554	0	554	100%

Source:
1. Ministry of Health, Republic of Indonesia
2. Bluedot Platform, accessed December 9, 2025 (<https://portal.bluedot.global/>)
3. Department of Public Health, Ministry of Health, Myanmar

Rabies cases (Animal) in the ASEAN region

Country	Epi-Week Reported	Cumulative Cases	New Cases Since Previous Report	Cumulative Deaths	CFR
Brunei Darussalam			Rabies-free country		
Cambodia	Week 11	1	-	1	100%
Indonesia	-	-	-	-	-
Lao PDR	-	-	-	-	-
Malaysia	Week 45	48	-	48	100%
Myanmar	Week 30	2	-	2	100%
Philippines	Week 43	32	-	32	100%
Singapore			Rabies-free country		
Thailand	Week 45	229	-	229	100%
Timor-Leste	Week 47	50	-	50	100%
Viet Nam	-	-	-	-	-
Total		362	0	362	100%

Source: World Organization for Animal Health (WOAH), accessed December 9, 2025 (<https://wahis.woah.org/#/event-management>)

Vector-Borne Diseases





DENGUE

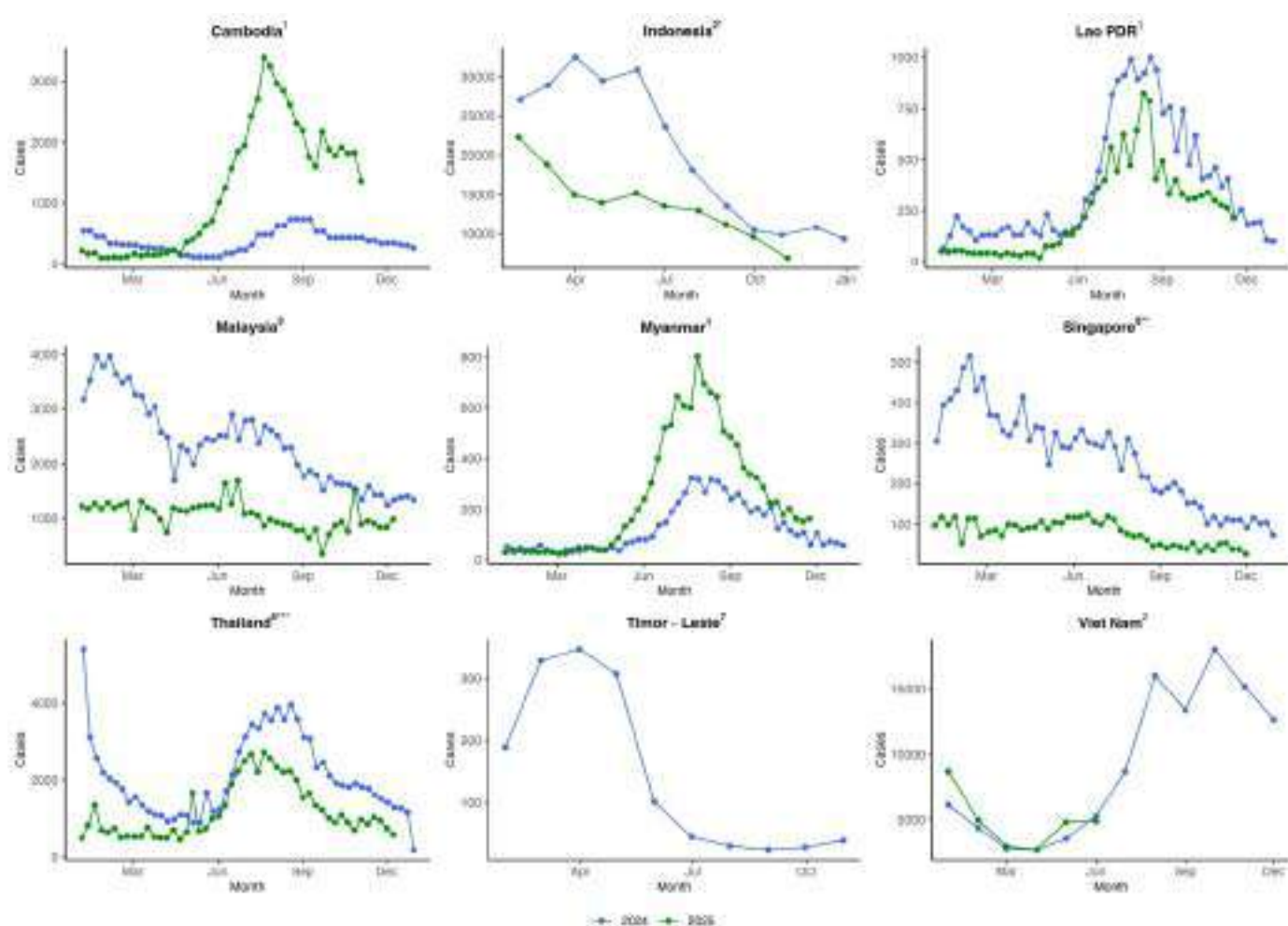
Dengue Cases in the ASEAN Region

From December 29, 2024 to December 6, 2025 (Epi-Week 49, 2025)

Key Findings

- The **ASEAN** region reported **1,750** new dengue cases in Epi-week 49, 2025.
- Up to December 6, 2025, the region reported **486,287** total cases and **816** total deaths with **0.17% CFR**.
- Most dengue trends in 2025 among AMS showing lower number of cases compared to previous year at the same period. At the first half of 2025, Cambodia and Myanmar showing significant increase of dengue cases compared to previous year at the same period, however currently showing downward in the second half of 2025.

Trend of Dengue cases in the ASEAN region, 2024 - 2025



Source:

- WHO WPRO, "Dengue," World Health Organization, accessed December 9, 2025 (<https://www.who.int/westernpacific/emergencies/surveillance/dengue>).
 - WHO Global Dengue Surveillance, accessed December 9, 2025 (https://worldhealthorg.shinyapps.io/dengue_global/).
 - Portal Rasmi iDengue untuk Komuniti, accessed December 9, 2025 (<https://idengue.mysa.gov.my/>).
 - Department of Public Health, Ministry of Health, Myanmar
 - Ministry of Health. "Weekly Infectious Disease Bulletin", accessed December 9, 2025. (<https://www.moh.gov.sg/resources-statistics/infectious-disease-statistics/2025/weekly-infectious-diseases-bulletin>)
 - Bureau of Epidemiology, Department of Disease Control, Ministry of Public Health Thailand, accessed December 9, 2025, (https://dvis3.ddc.moph.go.th/t/DDC_CENTER_DOE/views/DDS2/sheet33?%3Aembed=y&%3AisGuestRedirectFromVizportal=y)
 - London School of Hygiene and Tropical Medicine. "OpenDengue Database", accessed December 2, 2025 (<https://opendengue.org/data.html>)
- Data were updated and collected from official sources, which may have a 2-8 weeks delay in reporting. Data must be interpreted cautiously.
 *Notified dengue cases only includes severe cases Dengue Hemorrhagic fever (DHF) and Dengue Shock Syndrome (DSS)
 **Notified dengue cases only includes Dengue Fever (DF) and DHF
 ***Notified dengue cases include all type of cases DF, DHF, and DSS



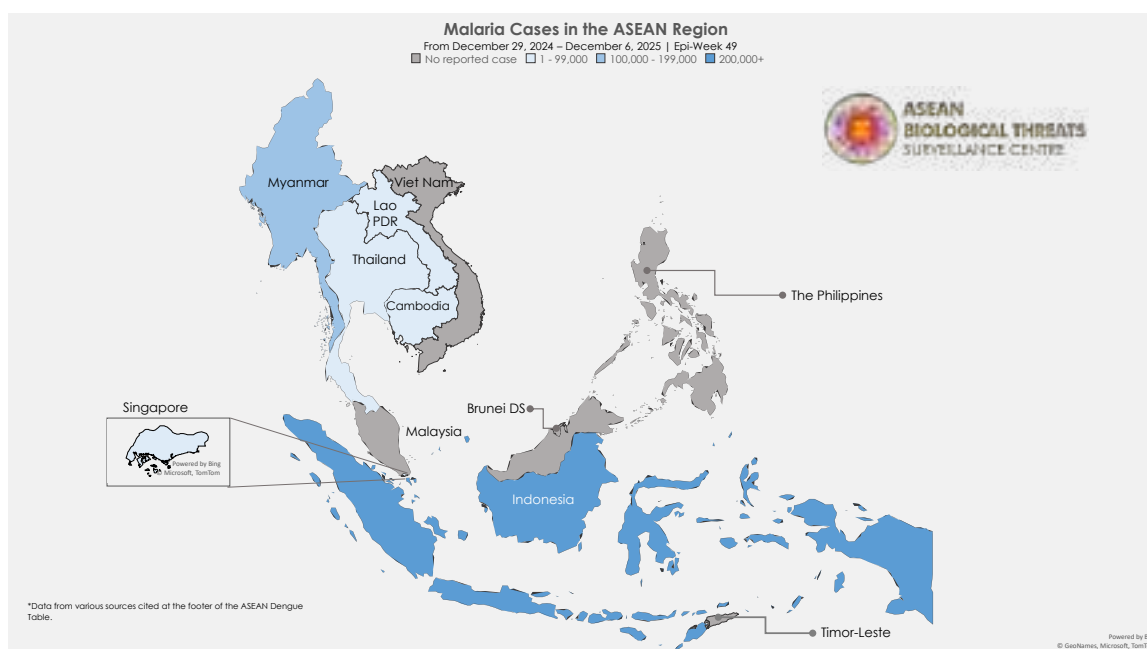
MALARIA

Malaria Cases in the ASEAN Region

From December 29, 2024 to December 6, 2025 (Epi-Week 49, 2025)

Key Findings

- The **ASEAN** region reported **14,923** new malaria cases in Epi-week 49, 2025.
- Up to December 6, 2025, the region reported **792,579** total cases and **104** deaths with **0.01%** CFR.



Malaria cases in the ASEAN region

Country	Epi-Week Reported	Cumulative Cases	New Cases Since Last Week	Cumulative Deaths	CFR
Brunei Darussalam	-	-	-	-	-
Cambodia¹	Week 48	106	0	0	0.00%
Indonesia²	Week 48	636,833	14,891	96	0.02%
Lao PDR	-	-	-	-	-
Malaysia	-	-	-	-	-
Myanmar³	Week 44	136,901	-	5	0.004%
Philippines	-	-	-	-	-
Singapore⁴	Week 47	33	2	0	0.00%
Thailand⁵	Week 48	3,815	30	3	0.08%
Timor-Leste	-	-	-	-	-
Viet Nam	-	-	-	-	-
Total		792,579	14,923	104	0.01%

Source:

- Cambodia National Malaria Center, accessed December 9, 2025 (<https://mis.cnm.gov.kh/Dashboard>)
- Malaria Cases in Indonesia, accessed December 9, 2025 (<https://malaria.kemkes.go.id/case>)
- Department of Public Health, Ministry of Health, Myanmar
- Ministry of Health Singapore, accessed December 9, 2025 (<https://www.moh.gov.sg/others/resources-and-statistics/infectious-disease-statistics-2025-weekly-infectious-diseases-bulletin>)
- Bureau of Epidemiology, Department of Disease Control, Ministry of Public Health Thailand, accessed December 9, 2025 (https://dvis3.ddc.moph.go.th/t/DDC_CENTER_DOE/views/DDS2/sheet33?%3Aembed=y&%3AisGuestRedirectFromVizportal=y)

A close-up photograph of a person wearing a white lab coat, using a syringe to draw liquid from a small glass vial. The person's hands are visible, and the background is a soft-focus clinical setting. The text 'Vaccine- Preventable Diseases' is overlaid in large white font on the left side of the image.

Vaccine- Preventable Diseases



MEASLES

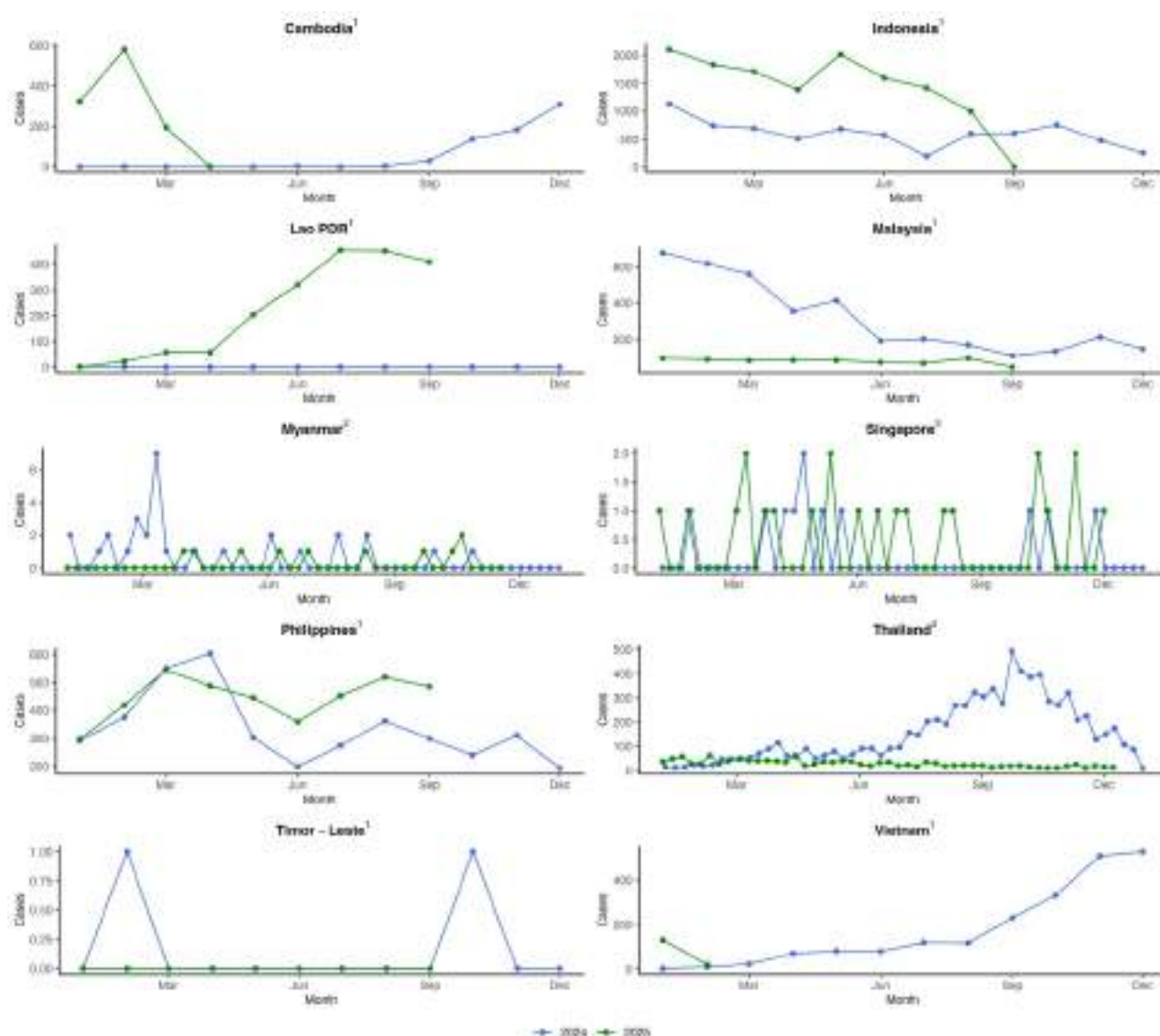
Measles Cases in the ASEAN Region

From December 29, 2024 to December 6, 2025 (Epi-Week 49, 2025)

Key Findings

- The **ASEAN** region reported **14** new measles cases in Epi-week 49, 2025.
- Up to December 6, 2025, the region reported **22,480** total cases with **0%** CFR.
- Mostly measles cases in the ASEAN Region slightly decrease compared to the same period on the previous year. Indonesia showing increased trend compared to previous year, then showing downward trend in September. The Philippines showing increased trend in the first half of 2025 compared to previous year.

Trend of Measles cases in the ASEAN region, 2024 – 2025



Source:

- Provisional Measles and Rubella Data, World Health Organization, accessed December 9, 2025 (<https://immunizationdata.who.int/global?topic=Provisional-measles-and-rubella-data&location=>)
- Department of Public Health, Ministry of Health, Myanmar
- Ministry of Health Singapore, accessed December 9, 2025 (<https://www.moh.gov.sg/others/resources-and-statistics/infectious-disease-statistics-2025-weekly-infectious-diseases-bulletin>)
- Bureau of Epidemiology, Department of Disease Control, Ministry of Public Health Thailand, accessed December 9, 2025 (<http://doe.moph.go.th/surdata/index.php>)



**ASEAN
BIOLOGICAL THREATS
SURVEILLANCE CENTRE**

Support generated by
ASEAN BIOLOGICAL THREATS SURVEILLANCE CENTRE

Email: support@abi-ds.com.sg

Facebook: [abi-official](#)

Instagram: [abi-official](#)