



**ASEAN  
BIOLOGICAL THREATS  
SURVEILLANCE CENTRE**

# Morbidity and Mortality Weekly Report (MMWR)

Infectious & Emerging Diseases  
in the ASEAN Region

With Support by:



Korea Disease Control and  
Prevention Agency



In partnership with  
**Canada**



**Kemenkes**



ASSOCIATION  
OF SOUTHEAST  
ASIAN NATIONS



This report aims to provide the current situation on infectious and emerging diseases in the ASEAN Region. We collate various information from multiple official sources and publicly available sources and is published every week on Wednesday. For feedback and/or suggestions, please write to [support@biodiaspora.org](mailto:support@biodiaspora.org)

## Editorial

### ASEAN SECRETARIAT

Assistant Director and Head of Health Division  
Human Development Directorate

ASEAN Socio-Cultural Community Department

**Jennifer Frances dela Rosa, MPH, MSc HPPF**

Programme Coordinator (Health Security)

Mitigation of Biological Threats (MBT) Programme

**Michael Glen, MSSc**

### EDITORIAL TEAM

Editor-in-Chief

**Abdurrahman, MPH**

Managing Editor

**Aldilas Achmad Nursetyo, MD, MS**

Associate Editor

**Abdul Haris Ibrahim, MHI**

**Habibi Rohman Rosyad, MSc**

**Nindy Fadellah Wulan**

Copy Editor

**Ajeng Sekar Pratiwi, A.Md**

**Dwi Sasongko, A.Md.**

Supporting Staff

**Svetlana Pratiwi, SKM**

**Divva Kaamila, S.Tr.Kom**

**Natasha Alicia Putri, S.Tr.Kom**

### PUBLISHER

ASEAN Biological Threat Surveillance Centre

Health Policy and Development Agency

Ministry of Health of Indonesia

Jl. Percetakan Negara No. 29 Johar Baru, Central Jakarta, Indonesia 10560

**E-mail:** [support@biodiaspora.org](mailto:support@biodiaspora.org)

**Facebook:** <https://facebook.com/ASEANBiodiaspora>

**Instagram:** <https://instagram.com/ASEANBiodiaspora>

## Table of Contents

<b>Emerging Diseases .....</b>	<b>2</b>
Mpox .....	3
COVID-19 .....	7
Influenza .....	9
Influenza-like Illness.....	10
<b>Zoonosis .....</b>	<b>11</b>
Rabies.....	12
<b>Vector-borne Diseases.....</b>	<b>13</b>
Dengue.....	14
Malaria .....	15
<b>Vaccine-preventable Diseases.....</b>	<b>16</b>
Measles .....	17

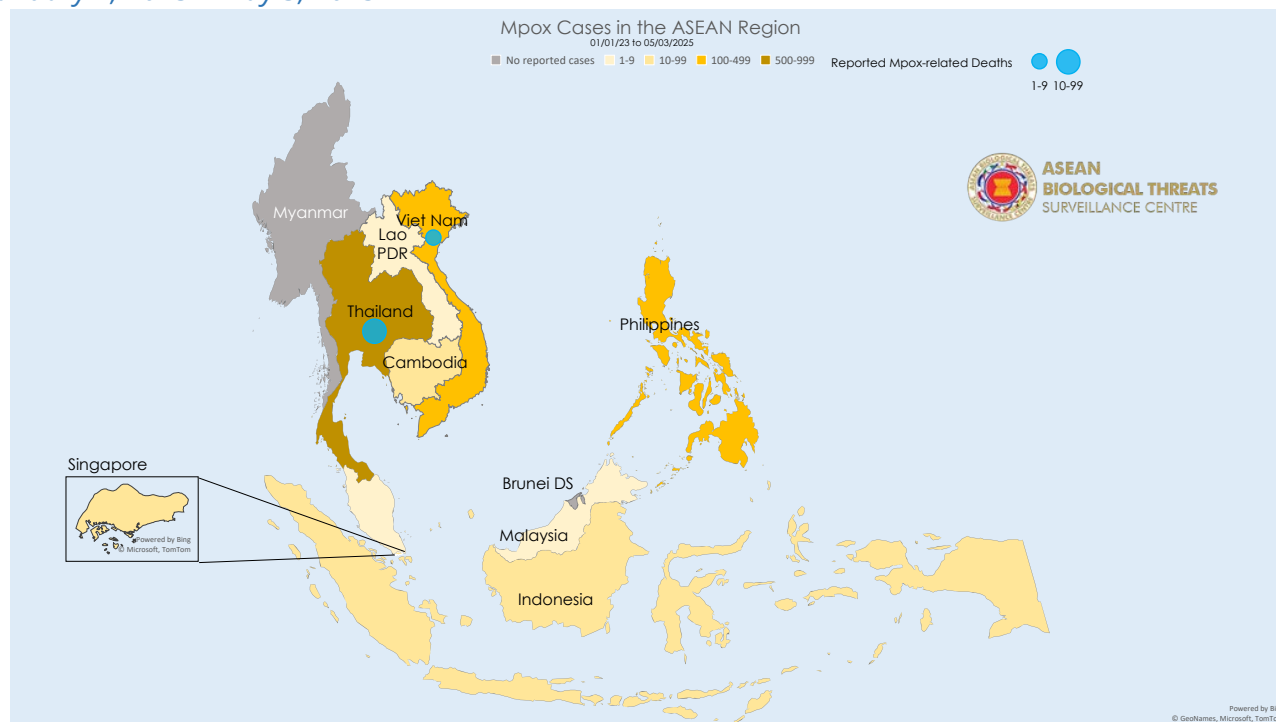
# Emerging Diseases

A person wearing a full-body white protective suit, a hood, and a face mask with a filter. They are also wearing black gloves. The person is holding a small, dark object in their gloved hand. The background is blurred, suggesting an indoor setting.

# MPOX

## Mpox Cases Reported in the ASEAN Region

January 1, 2023 – May 3, 2025



Source:

1. Ministry of Health Republic of Indonesia
2. Ministry of Health Singapore, accessed May 6, 2025, <https://www.moh.gov.sg/resources-statistics/infectious-disease-statistics/2023/weekly-infectious-diseases-bulletin>

## Key Findings

- From 1 January 2023 to 3 May 2025, **51,391** confirmed cases worldwide since 2023, including **270** deaths. Globally, the CFR was **0.53 %**.
- **1,354 confirmed cases** including **26 deaths** in the **ASEAN** region, with a CFR of **1.92%**.
- **50,037 confirmed cases** of mpox have been reported in **other regions** (other than the **ASEAN** region):

## Mpox cases in the ASEAN region (Jan. 1, 2023 to May. 3, 2025)

ASEAN Member States	Cumulative Cases 2023-2025	New Cases Since Previous Report	Cumulative Deaths 2023-2025	CFR
<b>Cambodia<sup>1</sup></b>	20	0	0	0.00%
<b>Indonesia<sup>2</sup></b>	87	0	0	0.00%
<b>Lao PDR<sup>3</sup></b>	1	0	0	0.00%
<b>Malaysia<sup>3</sup></b>	15	0	0	0.00%
<b>Philippines<sup>3</sup></b>	104	0	4	3.85%
<b>Singapore<sup>4</sup></b>	54	0	0	0.00%
<b>Thailand<sup>3</sup></b>	864	0	13	1.50%
<b>Vietnam<sup>3</sup></b>	209	0	9	4.31%
<b>ASEAN Total</b>	<b>1,354</b>	<b>0</b>	<b>26</b>	<b>1.92%</b>

Source:

1. Ministry of Health Cambodia
2. Ministry of Health Republic of Indonesia
3. WHO Mpox Outbreak: Global Trends, accessed May 6, 2025 ([https://worldhealthorg.shinyapps.io/mpox\\_global/](https://worldhealthorg.shinyapps.io/mpox_global/))
4. Ministry of Health Singapore, accessed May 6, 2025 (<https://www.moh.gov.sg/resources-statistics/infectious-disease-statistics/2023/weekly-infectious-diseases-bulletin>)

## Top 5 countries with the most mpox cases globally (Jan. 1, 2023 to May. 3, 2025)

Country	Cumulative Cases	New Cases Since Previous Report	Cumulative Deaths	CFR
<b>Democratic Republic of Congo</b>	17,814	0	51	0.29%
<b>Uganda</b>	5,386	0	40	0.74%
<b>United States of America</b>	4,638	0	10	0.22%
<b>Brazil</b>	3,257	0	2	0.06%
<b>People's Republic of China</b>	2,906	0	1	0.03%

Source: Our World in Data, accessed on May 6, 2025 (<https://ourworldindata.org/monkeypox>)

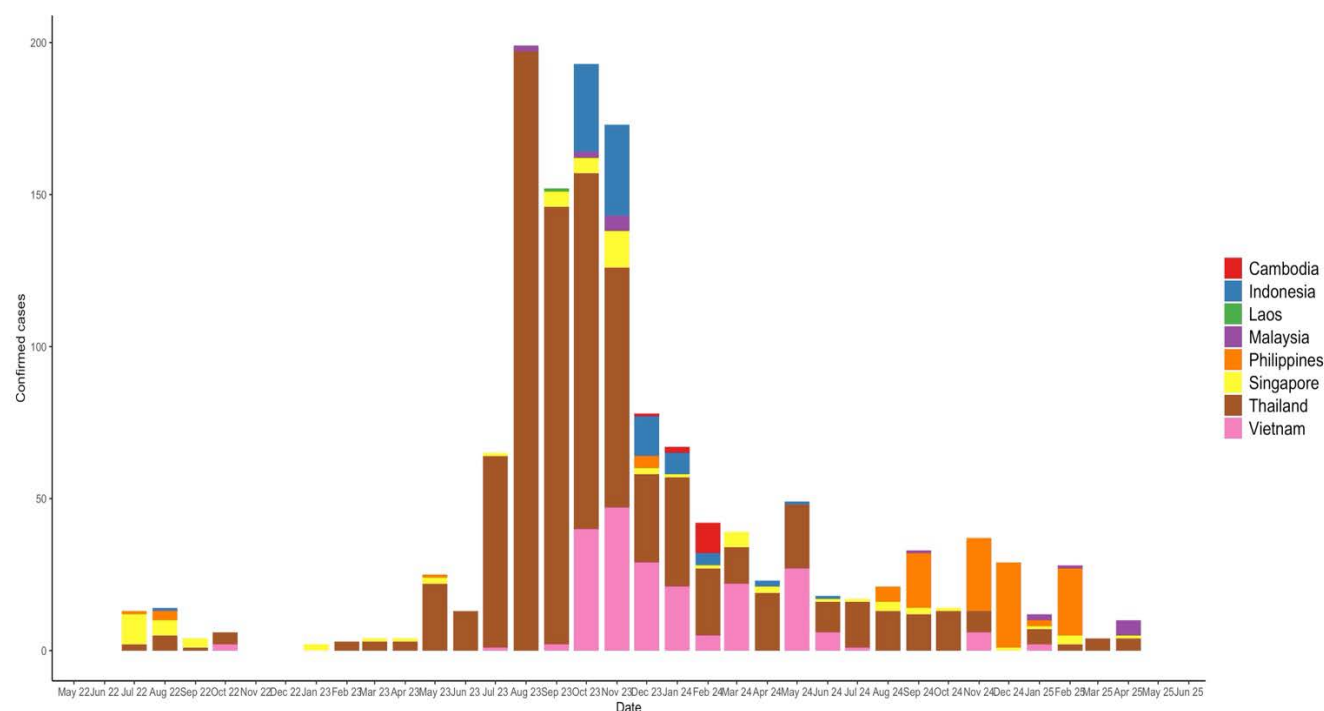
## Mpox cases per region (Jan. 1, 2023 to May. 3, 2025)

REGIONS	CUMULATIVE CASES 2023-2025	NEW CASES SINCE THE PREVIOUS REPORT	CUMULATIVE DEATHS	CFR
<b>AFRICA</b>	28,801	0	111	0.39%
<b>AMERICAS</b>	10,933	0	99	0.91%
<b>ASEAN</b>	1,354	0	26	1.92%
<b>ASIA &amp; OCEANIA</b>	7,228	0	30	0.42%
<b>EUROPE</b>	3,778	0	4	0.11%
<b>TOTAL</b>	<b>52,094</b>	<b>0</b>	<b>270</b>	<b>0.52%</b>

Source: Our World in Data, accessed on May 6, 2025 (<https://ourworldindata.org/monkeypox>)

## Trend of Mpox Confirmed Cases in the ASEAN Region

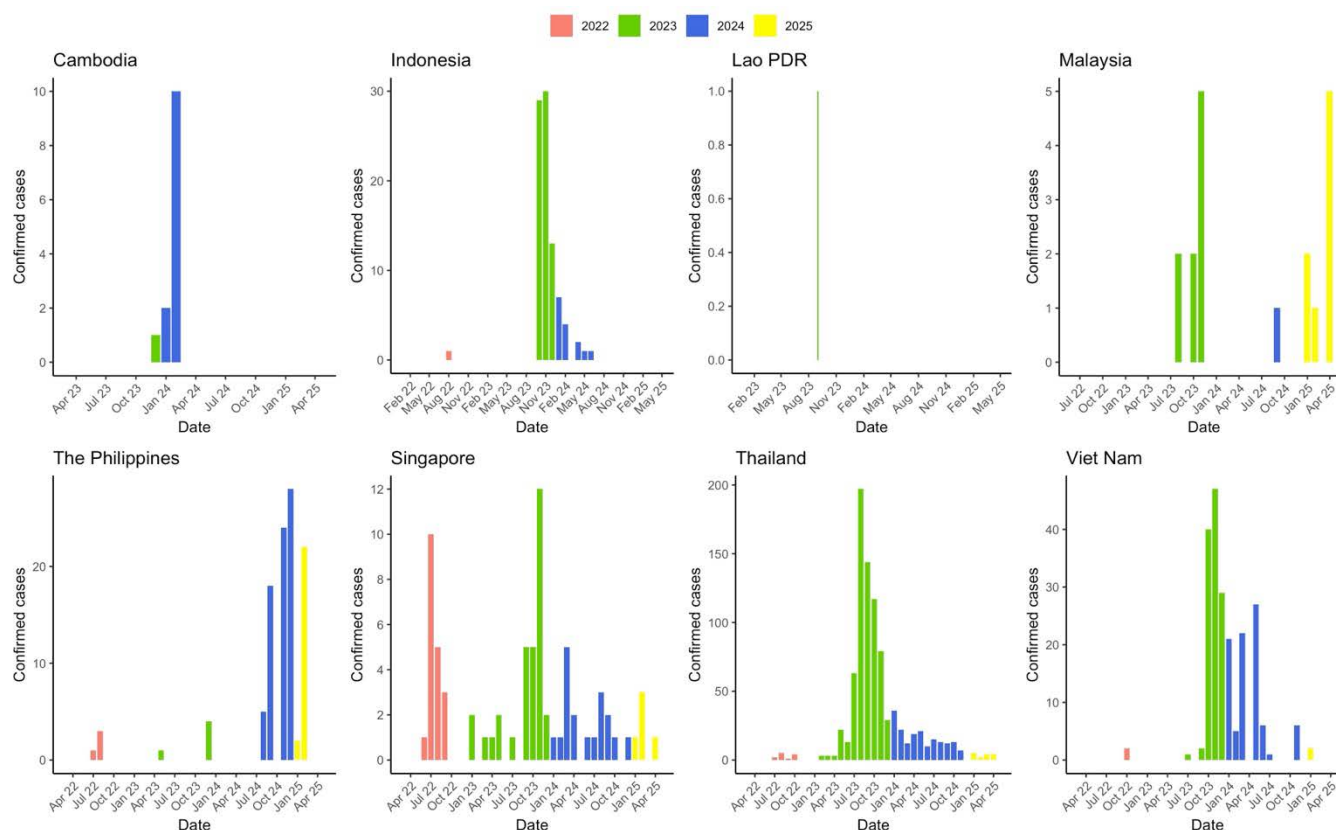
January 1, 2022 to May 3, 2025



Source: Our World in Data, accessed on May 6, 2025 (<https://ourworldindata.org/monkeypox>)

## Trend of Mpox Confirmed Cases among ASEAN Member States

January 1, 2022 to May 3, 2025

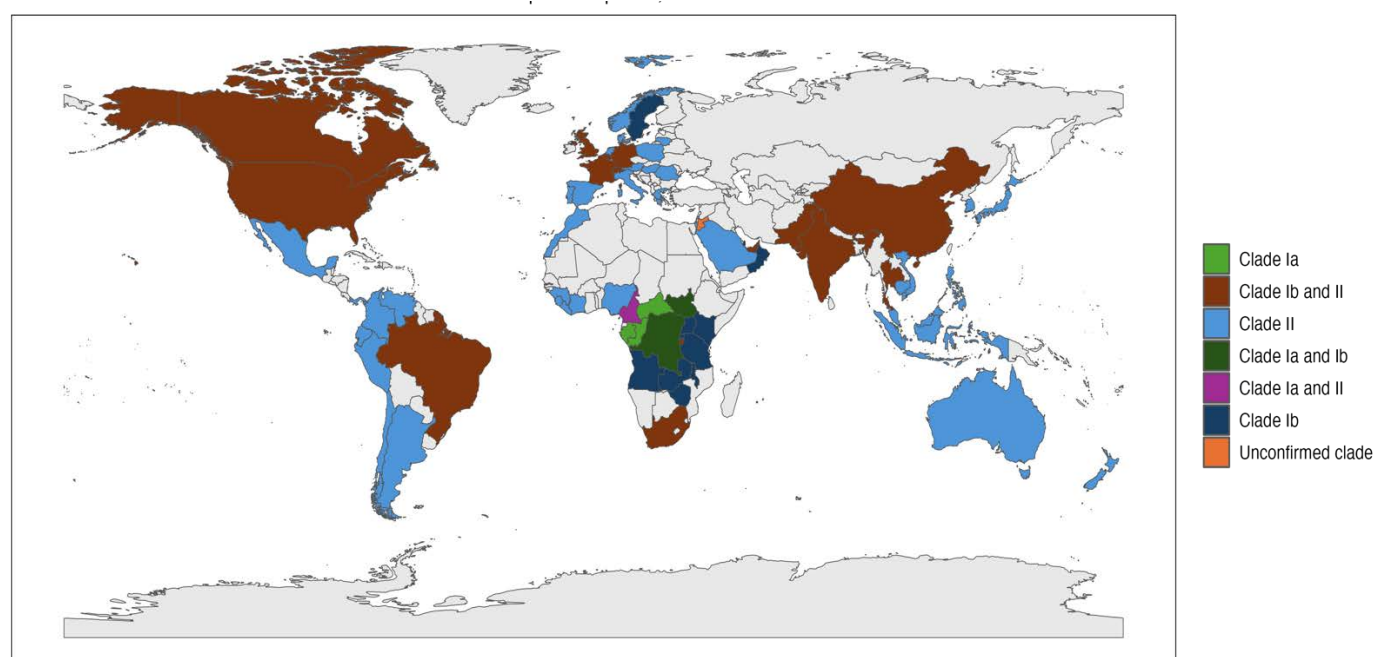


Source: Our World in Data, accessed on May 6, 2025 (<https://ourworldindata.org/monkeypox>)

## Distribution of Mpox Variants in The Global

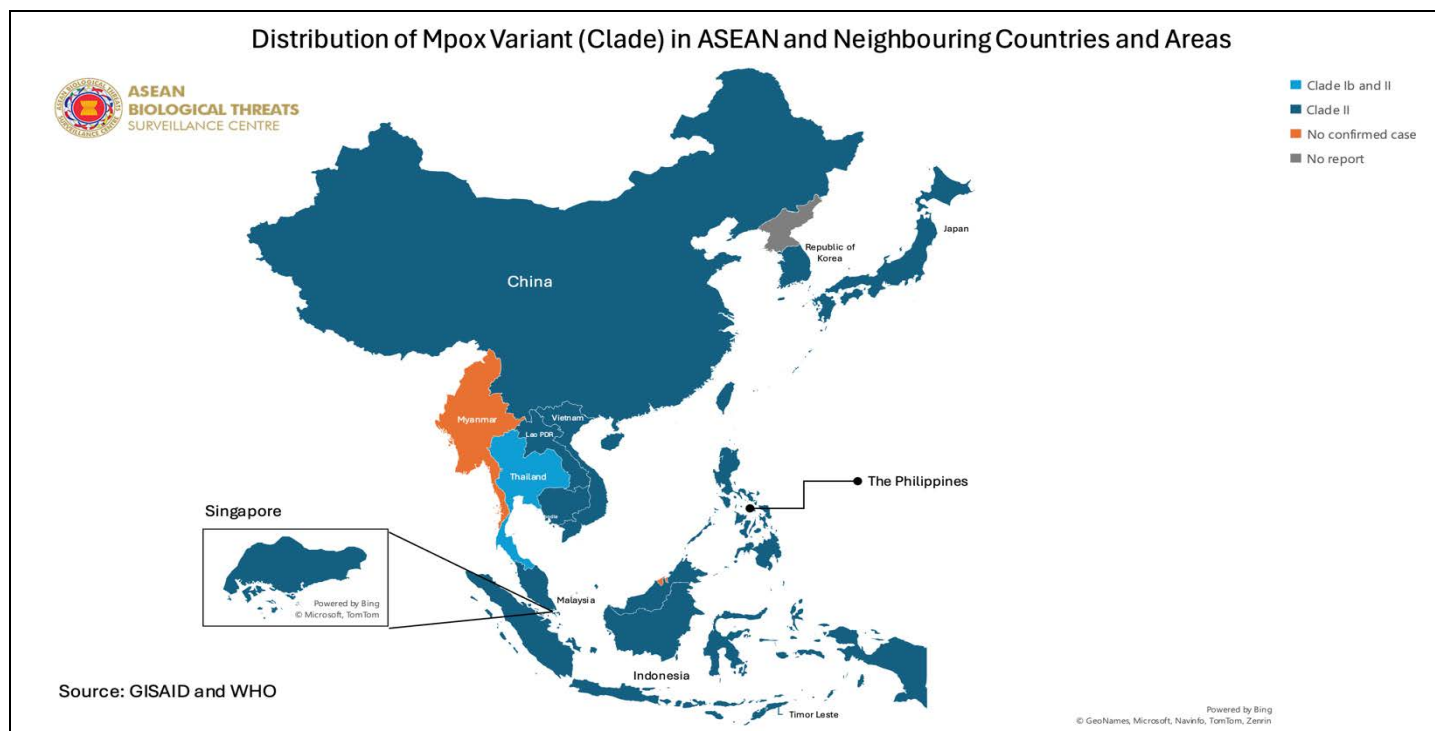
As of May 3, 2025

### Distribution of Mpox Variant (Clade) in The Global





## Distribution of Mpox Variants in the ASEAN and Neighbouring Countries and Areas As of May 3, 2025



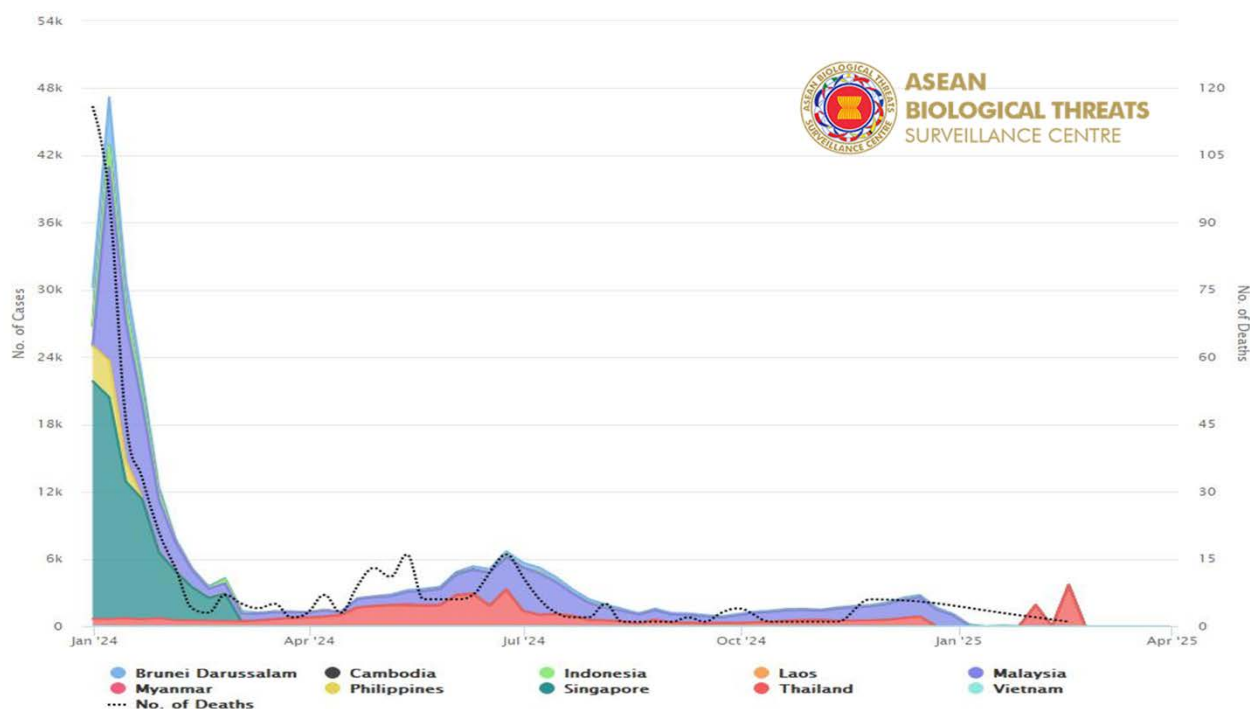
# COVID-19

## Key Findings

- As of 3 May 2025 (5PM, GMT+7), there were **704,912,250** confirmed cases **worldwide**, including **7,010,844 deaths**. Globally, the Case Fatality Rate (CFR) was **1.00%**.
- 37,161,557 total confirmed cases** of COVID-19 have been reported in the **ASEAN Region**.
- The CFR in the **ASEAN Region** was **1.00%**.

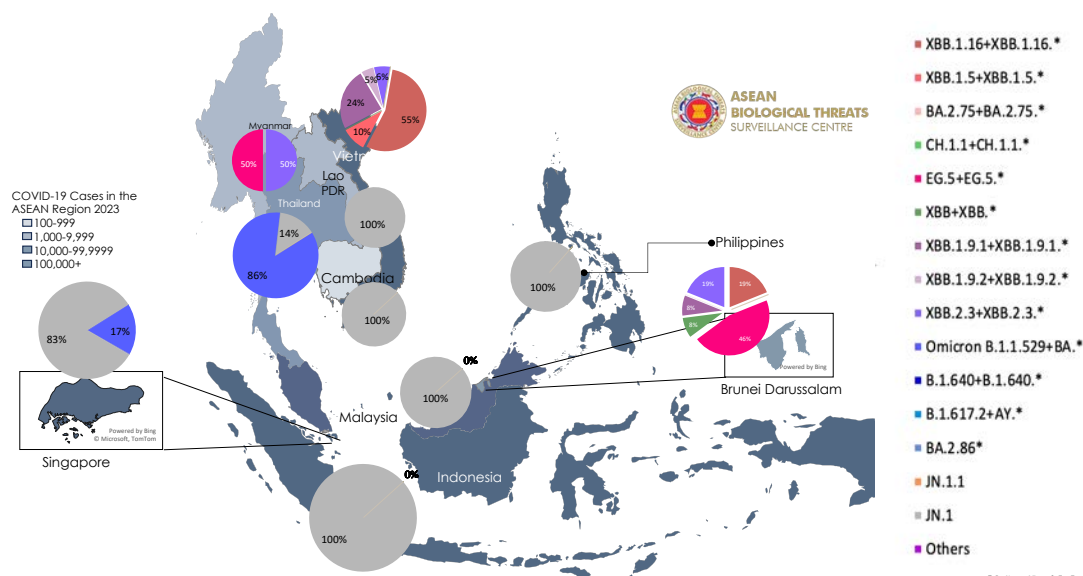
## ASEAN Weekly COVID-19 Cases and Deaths

From January 1, 2024 to May 3, 2025



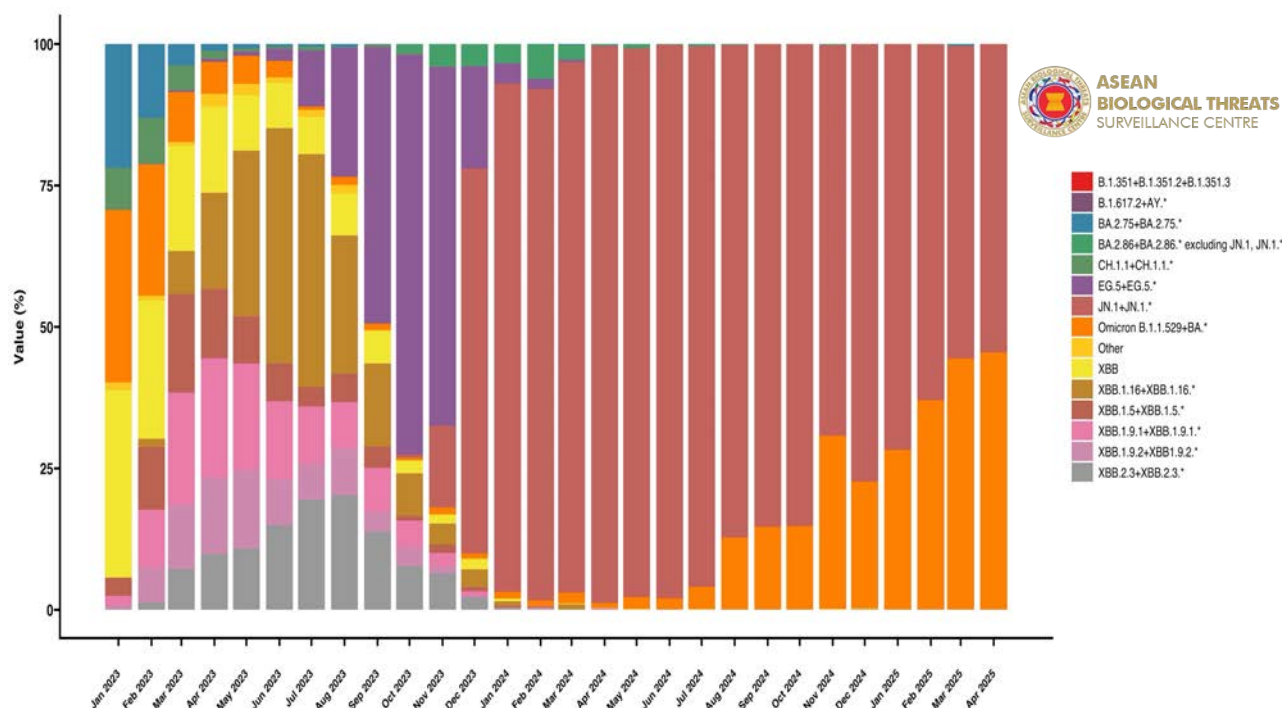
## COVID-19 Variants Frequencies Among the ASEAN Member States

In April 2025



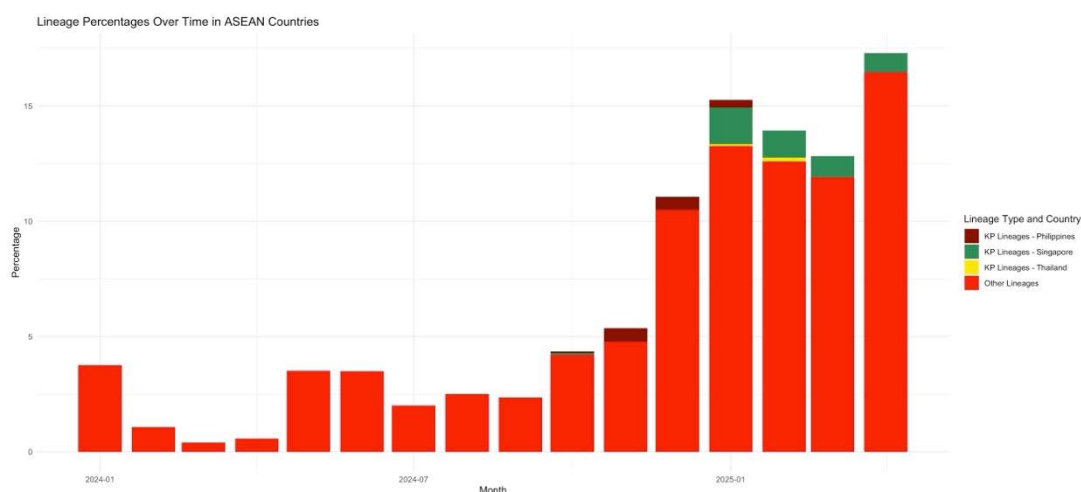


## COVID-19 Variants Frequencies in the ASEAN Region From January 2023 to April 2025



Source: GISAID. "hCoV-19 Variants Dashboard," accessed May 6, 2025, <https://gisaid.org/hcov-19-variants-dashboard/>.

## COVID-19 "KP" Sub-Variant detected in the ASEAN region From January 2024 to April 2025



Source: GISAID. "hCoV-19 Variants Dashboard," accessed on May 6, 2025 (<https://gisaid.org/hcov-19-variants-dashboard/>)

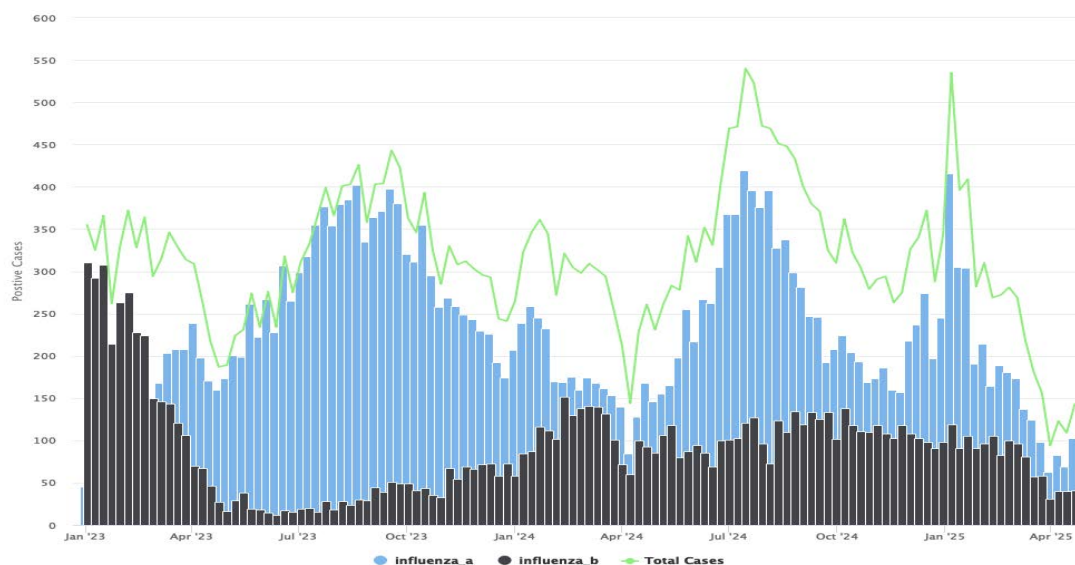
# INFLUENZA

## Key Findings

- Recently, the trend of influenza cases among ASEAN Member States tends to decline, although some countries are experiencing slight increase.
- While influenza-like illness (ILI) and severe acute respiratory infection (SARI) increase slightly among some ASEAN Member States.

## Trends of Influenza Confirmed Cases in the ASEAN region

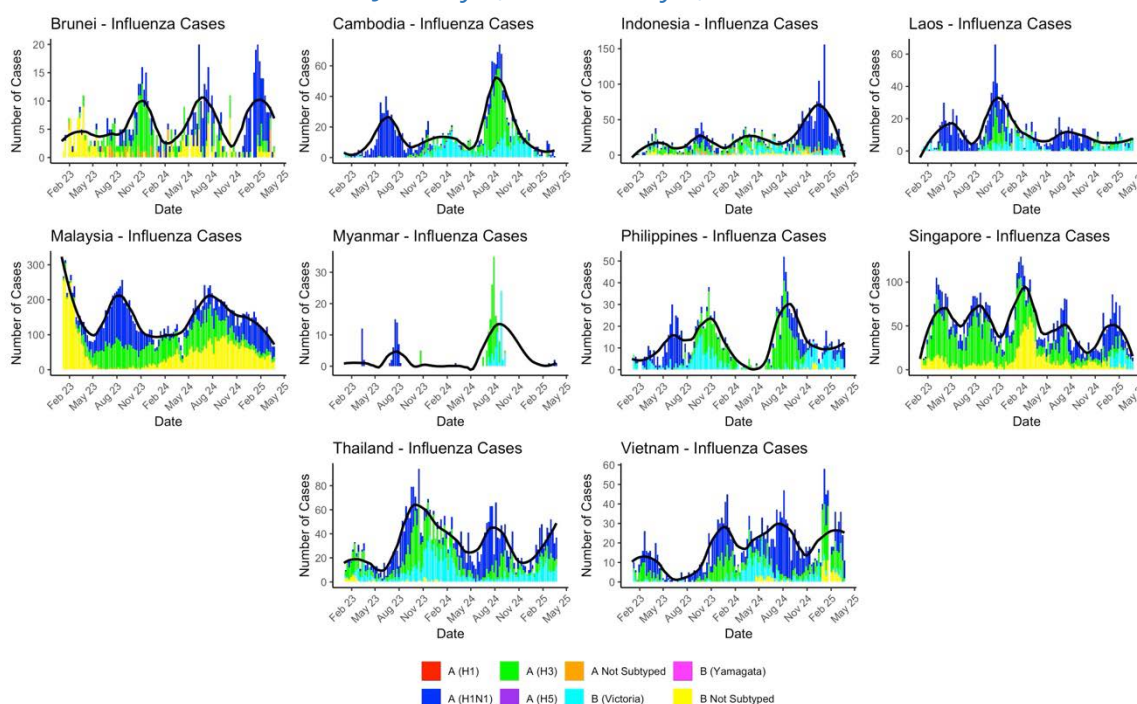
From January 1, 2023 to May 3, 2025



Source: WHO FluNet, accessed on May 6, 2025 (<https://www.who.int/tools/fluNet>)

## Trend of Influenza Cases among ASEAN Member States

January 1, 2023 to May 3, 2025

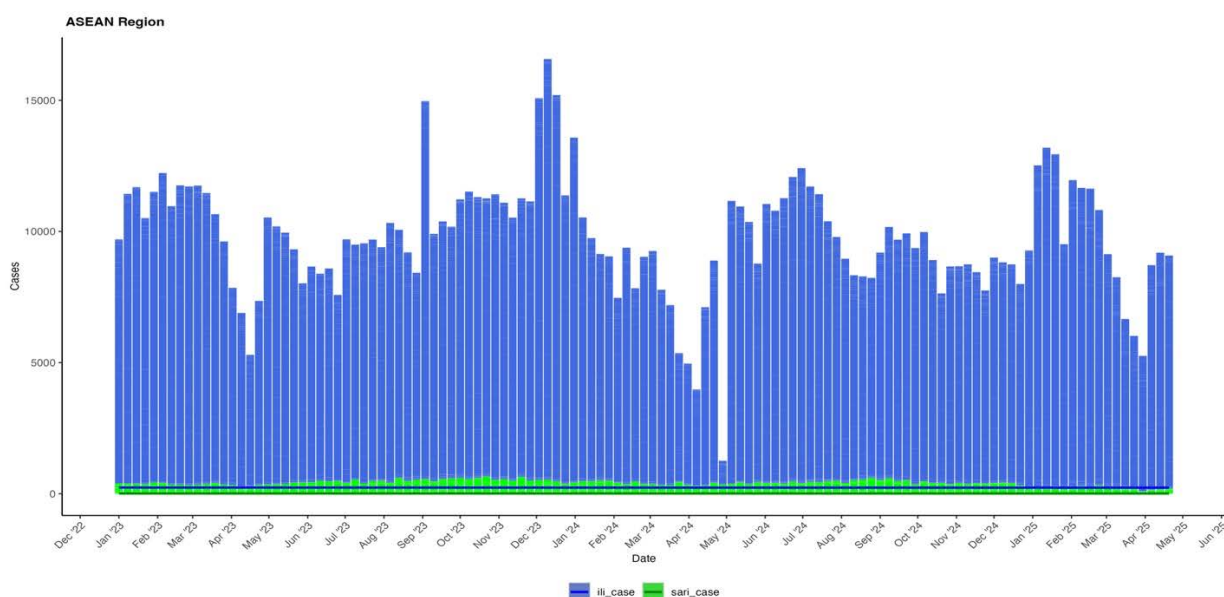


Source: WHO FluNet, accessed on May 6, 2025 (<https://www.who.int/tools/fluNet>)



## Trend of Influenza-like Illness (ILI) and Severe Acute Respiratory Illness (SARI) in the ASEAN Region

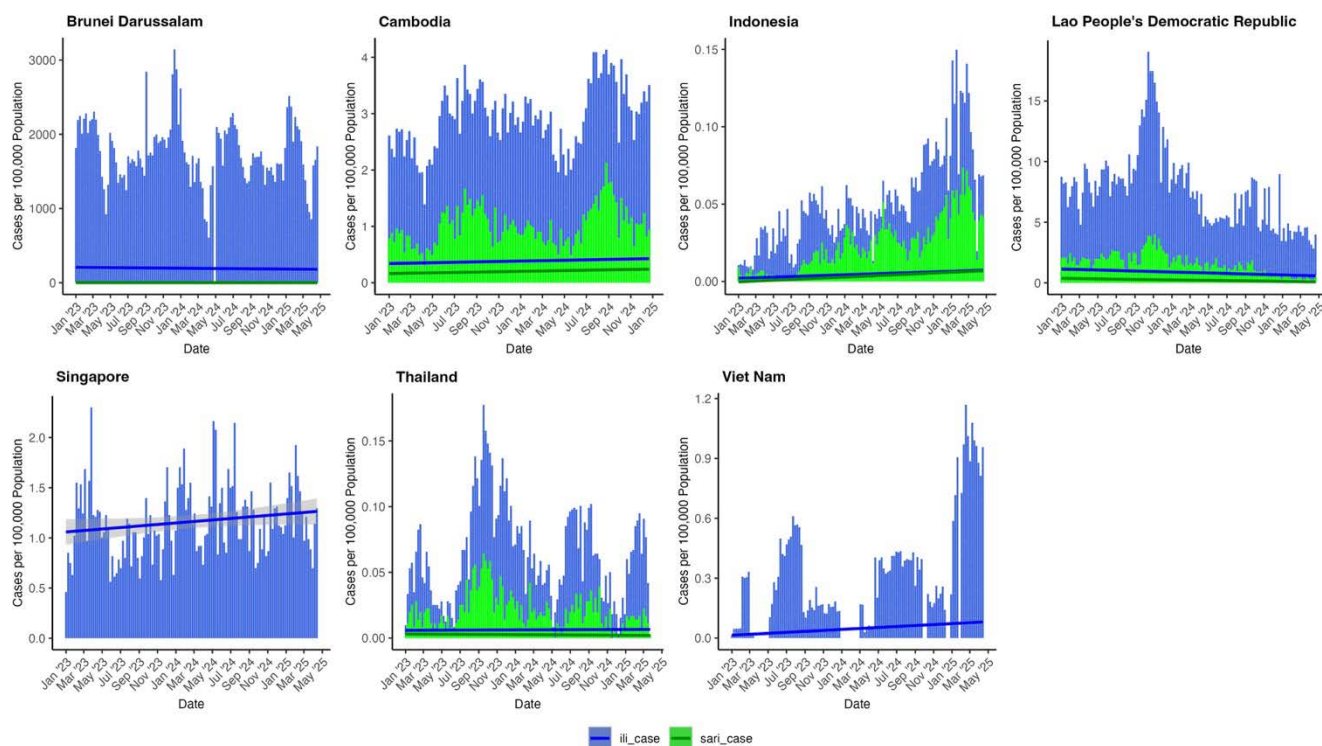
January 1, 2023 to May 3, 2025



Source: WHO FluID, accessed May 6, 2025 (<https://www.who.int/teams/global-influenza-programme/surveillance-and-monitoring/influenza-surveillance-outputs>)

## Trend of Influenza-like Illness (ILI) and Severe Acute Respiratory Illness (SARI) among ASEAN Member States

January 1, 2023 to May 3, 2025



Source: WHO FluID, accessed May 6, 2025 (<https://www.who.int/teams/global-influenza-programme/surveillance-and-monitoring/influenza-surveillance-outputs>)

# Zoonosis





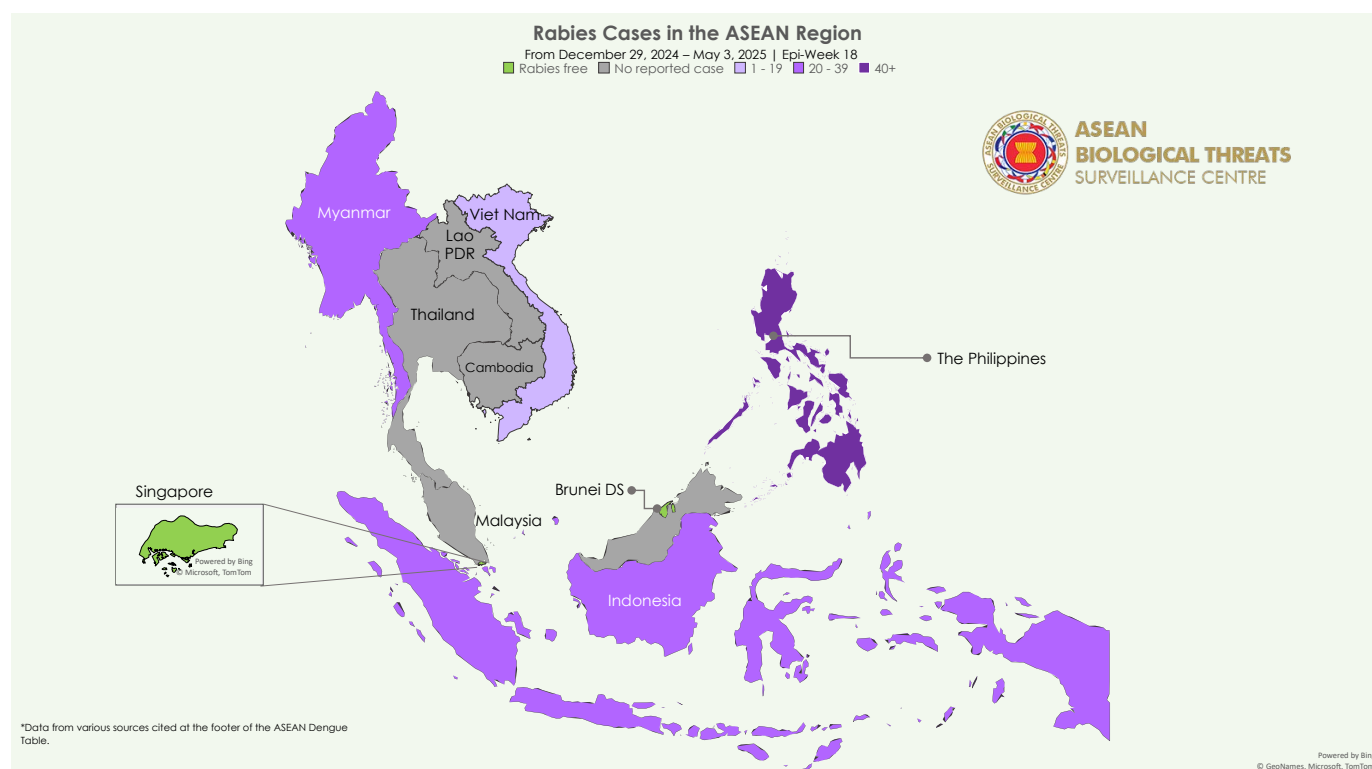
# RABIES

## Rabies Cases in the ASEAN Region

From December 29, 2024 to May 3, 2025 (Epi-Week 18, 2025)

### Key Findings

- The **ASEAN** region reported **two** new rabies cases in Epiweek 18, 2025.
- Up to May 3, 2025, the region reported **151** total cases with **100%** CFR.



## Rabies cases in the ASEAN region

Country	Epi-Week Reported	Cumulative Cases	New Cases Since Previous Report	Cumulative Deaths	CFR
<b>Brunei Darussalam</b>			<a href="#">Rabies-free country</a>		
<b>Cambodia</b>	-	-	-	-	-
<b>Indonesia<sup>1</sup></b>	Week 18	47	0	47	100%
<b>Lao PDR</b>	-	-	-	-	-
<b>Malaysia<sup>2</sup></b>	-	-	-	-	-
<b>Myanmar<sup>3</sup></b>	Week 16	35	-	35	100%
<b>Philippines<sup>2</sup></b>	Week 9	55	-	55	100%
<b>Singapore</b>			<a href="#">Rabies-free country</a>		
<b>Thailand</b>	-	-	-	-	-
<b>Viet Nam<sup>2</sup></b>	Week 18	15	2	15	100%
<b>Total</b>		<b>151</b>	<b>2</b>	<b>151</b>	<b>100%</b>

Source:

- Ministry of Health, Republic of Indonesia
- Bluedot Platform, accessed May 6, 2025 (<https://portal.bluedot.global/>)
- Department of Public Health, Ministry of Health, Myanmar

# Vector-Borne Diseases





# DENGUE

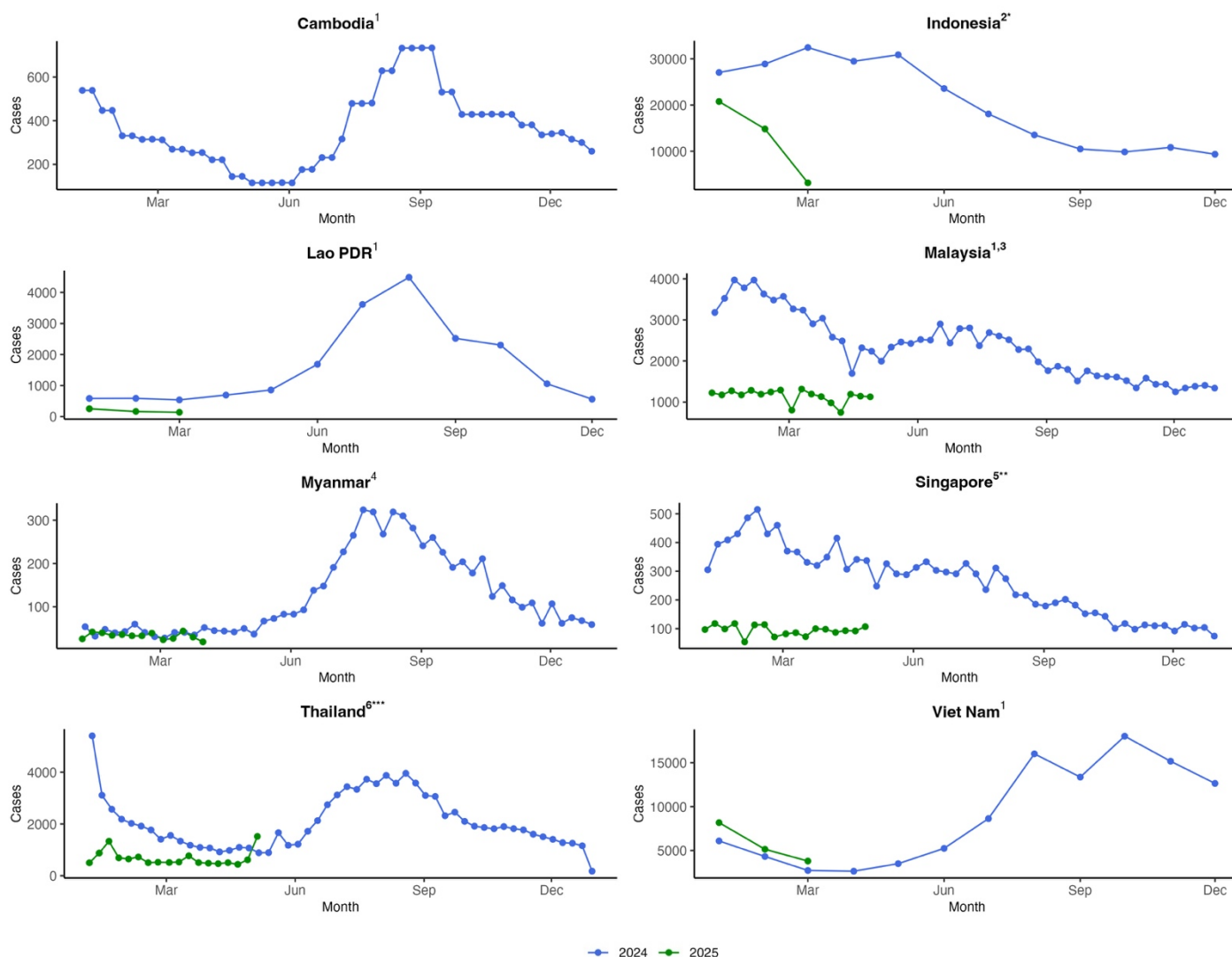
## Dengue Cases in the ASEAN Region

From December 29, 2024 to May 3, 2025 (Epi-Week 18, 2025)

### Key Findings

- The **ASEAN** region reported **2,822** new dengue cases in Epiweek 18, 2025.
- Up to May 3, 2025, the region reported **91,303** total cases and **207** total deaths with **0.23% CFR**.
- Most dengue trends in 2025 among AMS showing lower number of case compared to previous year at the same period. While Myanmar and Viet Nam showing same trend up to May 3, 2025.

### Trend of Dengue cases in the ASEAN region, 2024 - 2025



Source:

- WHO WPRO, "Dengue," World Health Organization, accessed May 6, 2025 (<https://www.who.int/westernpacific/emergencies/surveillance/dengue>).
- Ministry of Health, Republic of Indonesia
- Senarai Kenyataan Akhbar Demam Denggi dan Chikungunya, Kementerian Kesihatan Malaysia, accessed May 6, 2025([https://www.moh.gov.my/index.php/database\\_stores/store\\_view/17](https://www.moh.gov.my/index.php/database_stores/store_view/17))
- Department of Public Health, Ministry of Health, Myanmar
- Ministry of Health. "Weekly Infectious Disease Bulletin", accessed May 6, 2025. (<https://www.moh.gov.sg/resources-statistics/infectious-disease-statistics/2025/weekly-infectious-diseases-bulletin>)
- Bureau of Epidemiology, Department of Disease Control, Ministry of Public Health Thailand, accessed May 6, 2025, ([https://dvis3.ddc.moph.go.th/t/DDC\\_CENTER\\_DOE/views/DDS2/sheet33?%3Aembed=y&%3AisGuestRedirectFromVizportal=y](https://dvis3.ddc.moph.go.th/t/DDC_CENTER_DOE/views/DDS2/sheet33?%3Aembed=y&%3AisGuestRedirectFromVizportal=y))

- Data were updated and collected from official sources, which may have a 2-8 weeks delay in reporting. Data must be interpreted cautiously.

\*Notified dengue cases only includes severe cases Dengue Hemorrhagic fever (DHF) and Dengue Shock Syndrome (DSS)

\*\*Notified dengue cases only includes Dengue Fever (DF) and DHF

\*\*\*Notified dengue cases include all type of cases DF, DHF, and DSS

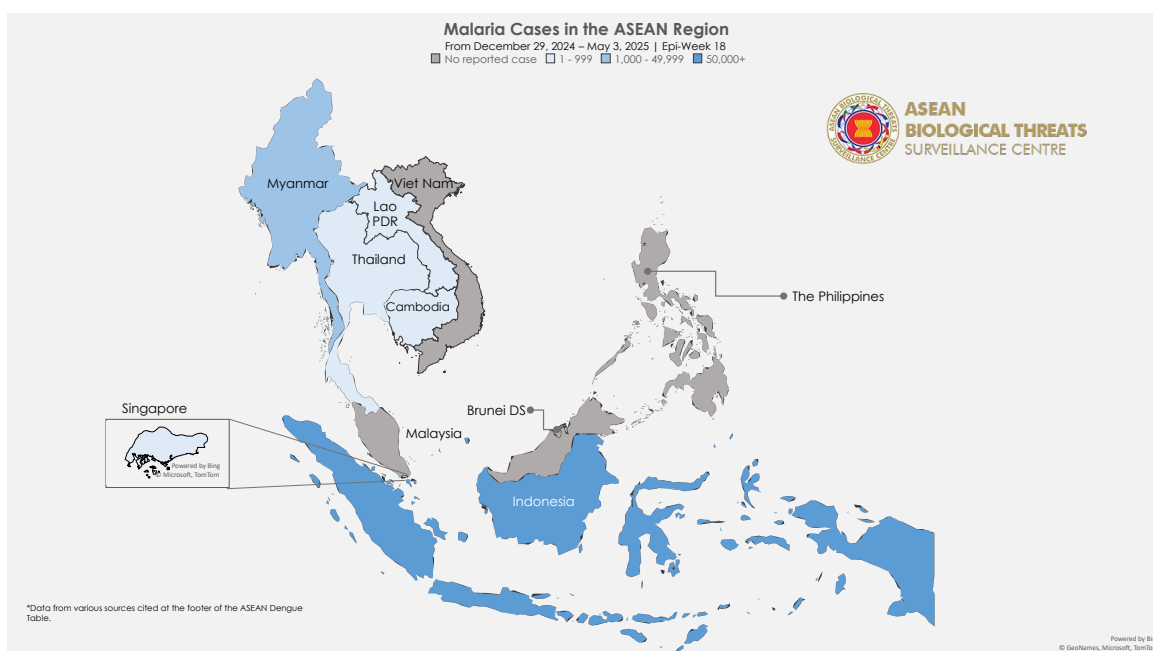
# MALARIA

## Malaria Cases in the ASEAN Region

From December 29, 2024 to May 3, 2025 (Epi-Week 18, 2025)

### Key Findings

- The **ASEAN** region reported **259** new malaria cases in Epiweek 18, 2025.
- Up to May 3, 2025, the region reported **210,608** total cases and **no** deaths with **0.00%** CFR.



## Malaria cases in the ASEAN region

Country	Epi-Week Reported	Cumulative Cases	New Cases Since Last Week	Cumulative Deaths	CFR
<b>Brunei Darussalam</b>	-	-	-	-	-
<b>Cambodia<sup>1</sup></b>	Week 18	225	21	0	0.00%
<b>Indonesia<sup>2</sup></b>	Week 17	173,902	-	0	0.00%
<b>Lao PDR<sup>3</sup></b>	Week 18	820	148	0	0.00%
<b>Malaysia</b>	-	-	-	-	-
<b>Myanmar<sup>4</sup></b>	Week 14	25,799	-	0	0.00%
<b>Philippines</b>	-	-	-	-	-
<b>Singapore<sup>5</sup></b>	Week 17	10	0	0	0.00%
<b>Thailand<sup>6</sup></b>	Week 18	852	90	0	0.00%
<b>Viet Nam</b>	-	-	-	-	-
<b>Total</b>		<b>201,608</b>	<b>259</b>	<b>0</b>	<b>0.00%</b>

Source:

- Cambodia National Malaria Center, accessed May 6, 2025 (<https://mis.cnm.gov.kh/Dashboard>)
- Malaria Cases in Indonesia, accessed May 6, 2025 (<https://malaria.kemkes.go.id/case>)
- Centre of Information and Education for Health, Ministry of Health Lao PDR, accessed May 6, 2025 (<https://www.facebook.com/CCEH.MoH.Lao/>)
- Department of Public Health, Ministry of Health, Myanmar
- Ministry of Health Singapore, accessed May 6, 2025 (<https://www.moh.gov.sg/others/resources-and-statistics/infectious-disease-statistics-2025-weekly-infectious-diseases-bulletin>)
- Bureau of Epidemiology, Department of Disease Control, Ministry of Public Health Thailand, accessed May 6, 2025 ([https://dvis3.ddc.moph.go.th/ITDDC\\_CENTER\\_DOE/views/DDS2/sheet337%3Aembed=y&%3AisGuestRedirectFromVizportal=y](https://dvis3.ddc.moph.go.th/ITDDC_CENTER_DOE/views/DDS2/sheet337%3Aembed=y&%3AisGuestRedirectFromVizportal=y))



# Vaccine- Preventable Diseases

A person wearing a white lab coat is shown from the chest up, holding a small glass vial in their right hand and a syringe in their left hand. They are in the process of drawing a yellowish liquid from the vial into the syringe. The background is a soft-focus clinical setting with blue and white elements. The text 'Vaccine- Preventable Diseases' is overlaid in large white font on the left side of the image.

# MEASLES

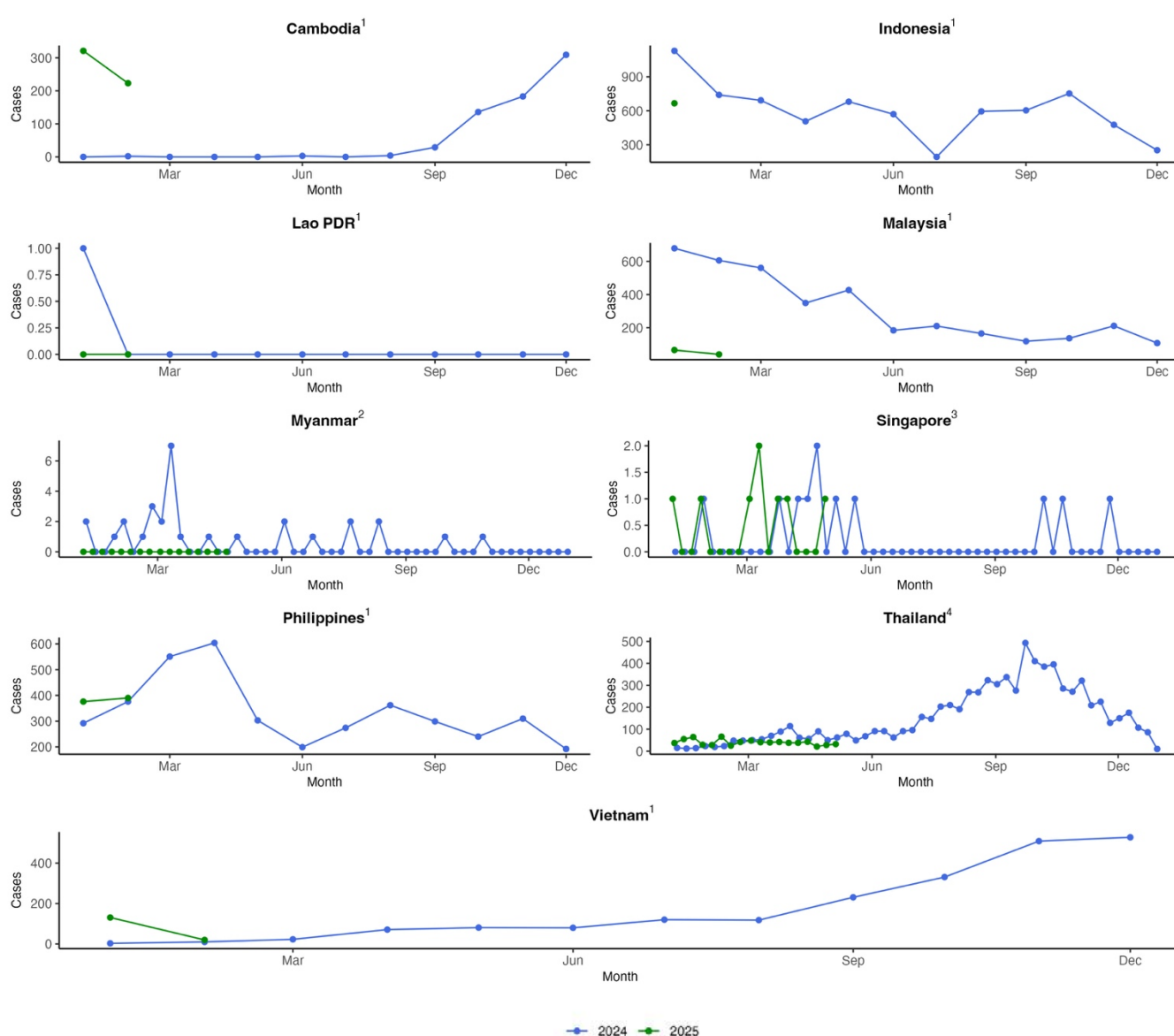
## Measles Cases in the ASEAN Region

From December 29, 2024 to May 3, 2025 (Epi-Week 18, 2025)

### Key Findings

- The **ASEAN** region reported **33** new measles cases in Epiweek 18, 2025.
- Up to May 3, 2025, the region reported **2,939** total cases with **0%** CFR.
- Mostly measles cases in the ASEAN Region slightly decrease compared to the same period on the previous year.

### Trend of Measles cases in the ASEAN region, 2024 - 2025



Source:

- Provisional Measles and Rubella Data, World Health Organization, accessed May 6, 2025 (<https://immunizationdata.who.int/global?topic=Provisional-measles-and-rubella-data&location=>)
- Department of Public Health, Ministry of Health, Myanmar
- Ministry of Health Singapore, accessed May 6, 2025 (<https://www.moh.gov.sg/others/resources-and-statistics/infectious-disease-statistics-2025-weekly-infectious-diseases-bulletin>)
- Bureau of Epidemiology, Department of Disease Control, Ministry of Public Health Thailand, accessed May 6, 2025 (<http://doe.moph.go.th/surdata/index.php>)





# **ASEAN BIOLOGICAL THREATS SURVEILLANCE CENTRE**

Report generated by  
**ASEAN BIOLOGICAL THREATS SURVEILLANCE CENTRE**

Email: [support@biodiaspora.org](mailto:support@biodiaspora.org)

Facebook: [ASEANBiodiaspora](#)

Instagram: [ASEANBiodiaspora](#)