



**ASEAN
BIODIASPORA
VIRTUAL CENTER**

Weekly Situation Report in the ASEAN Region

— COVID-19 and Mpox

July 6, 2023 | WSR 23-001



ASSOCIATION
OF SOUTHEAST
ASIAN NATIONS




ASEAN
BIODIASPORA
VIRTUAL CENTER



MINISTRY OF HEALTH
REPUBLIC OF INDONESIA

GLOBAL PARTNERS





Editorial

CONSULTANTS

ASEAN SECRETARIAT

Assistant Director and Head of Health Division
Human Development Directorate
Ferdinal Fernando, MD

Programme Coordinator for Mitigation for Biological Threats (MBT) Phase 2
Michael Glen

EDITORIAL TEAM

Editor-in-Chief
Abdurrahman, MPH

Managing Editor
Gian Rei Mangcucang, MIH, EMT-B, RN

Associate Editor
Aldilas Achmad Nursetyo, MSc, MD

Section Editor
Nur Ismi Hamid

Technical Support Team
Socorro Lupisan, MSc, MD
Pebbles Grayle Tamayo
John Rey Pablo

PUBLISHER

ASEAN Biodiaspora Virtual Center

EDITORIAL ADDRESS

ASEAN Biodiaspora Virtual Center, 2/F Ministry of Health, Jl. H.R. Rasuna Said, Blok X5, Kav. 4-9, Jakarta Selatan, Jakarta, Indonesia

E-mail: support@biodiaspora.org
Weekly Issue





Table of Contents

COVID-19	1
Highlights and Situation Overview	1
Global Update	1
Vaccine Update	1
Research Update	1
ASEAN Travel Advisories	3
COVID-19 Cases and Deaths Table	4
COVID-19 Cases in ASEAN Region Table	4
Epi curve Among ASEAN Countries	5
ASEAN Weekly New Cases and New Deaths	6
Vaccination Status in ASEAN	7
Mpox	8
Map of Mpox Cases Globally	8
Mpox Daily Trend Globally	9
Highlights and Situation Overview	10
Mpox Cases in ASEAN Region Table	10
Mpox Cases in Asia-Pacific Region Table	10
Top 5 Countries with Most Mpox Cases Globally	10
Mpox Cases per Region	11
References	12



COVID-19: Highlights and Situation Overview

Global Update

- **Worldwide**, over 691 million cases and over 6 million deaths have been attributed to COVID-19.

Vaccine Update

- **Moderna** has signed a memorandum of understanding and land collaboration agreement with Shanghai's city government to research, develop, and manufacture mRNA medicines in China v (CNA, 2023). The medicines produced under the agreement will be exclusively for the Chinese people and will not be exported. The city government confirmed the signing of strategic cooperation agreements with Moderna, with authorities including Shanghai's Communist Party Secretary Chen Jining meeting with the company's CEO Stephane Bancel. Moderna is set to make its first investment in China, potentially worth around \$1 billion. The company's expansion into mainland China comes as revenue growth slows due to waning global demand for its COVID-19 vaccine. Moderna forecasted a possible net loss for 2023, but has been kept out of selling its mRNA vaccine to China due to Beijing's insistence on using only Chinese-made COVID-19 vaccines for its population. [[Full article](#)]

Research Update (Published and peer-reviewed studies)

- This comprehensive review, **Neuropsychological deficits in patients with persistent COVID-19 symptoms: a systematic review and meta-analysis**, examined the link between post-acute COVID-19 syndrome and neuropsychological manifestations after infection recovery (Sobrinó-Relaño et al., 2023). Twenty-five different studies were identified and reviewed for reported data on the post-disease neuropsychological characteristics of COVID-19 infection. The main findings of this systematic review and meta-analysis showed an increased likelihood of exhibiting cognitive deficits in patients who recovered from COVID-19. The evidence indicated that the prevalence of cognitive deficits was high in patients who, after recovery from COVID, continued to suffer from disease symptoms. The main results showed moderate differences in global cognitive status ($g = -0.70$) between recovered coronavirus patients with persistent symptomatology and healthy controls. These results support the information reported by other studies that conducted follow-ups on patients with persistent COVID symptoms. They found that approximately 30–80% of these patients developed long-term COVID symptoms lasting one to 6 months, with the most frequent symptoms being fatigue and neuropsychological deficits in executive functions; working memory; processing speed; and attention. On the other hand, it should be noted that the scientific literature reviewed in this study reported data from both hospitalized and non-hospitalized patients (i.e., home isolation) depending on the studies. Therefore, it is important to highlight that the patients evaluated in the different studies analysed, experienced different levels of severity of the disease in the acute phase. In particular, a worse cognitive performance could be observed in hospitalized patients compared to non-hospitalized patients. This could be due to a more severe alteration of brain structures vulnerable to COVID-19, and as a consequence a worse cognitive performance. Therefore, when interpreting the results obtained in this meta-analysis, it is necessary to consider the variability in the cognitive performance of individuals. [[Full text](#)]
- Review of study: **The value of non-contrast chest CT in the prediction of myocardial injury in patients with the COVID-19 Omicron variant** (Zhong et al., 2023). This study aimed to evaluate the value of non-contrast chest CT in detecting myocardial injury in patients with the COVID-19 Omicron variant. The study enrolled 122 consecutive hospitalized



patients with laboratory-confirmed COVID-19 for non-contrast chest CT examination. Patients were divided into two groups based on whether myocardial injury occurred. Myocardial injury was defined as a Troponin I level above the 99th-percentile upper reference limit (0.04 ng/mL). The study found that patients infected with Omicron with myocardial injury had more severe lung disease than those without myocardial injury. Non-contrast chest CT can be a useful method for detecting myocardial injury in Omicron infection patients. The Omicron variant carries mutations that enhance its infectious and immune escape capacity, making it the dominant strain in many countries worldwide. Common clinical manifestations include fever, cough, myalgia, fatigue, a runny nose, nausea, diarrhea, or loss of taste or smell. The study concluded that reduced myocardial CT value indicated the occurrence of myocardial injury. Early treatment can improve patient prognosis, establish the correlation between imaging and clinical, and increase the clinical application value of chest CT. [\[Full text\]](#)



ASEAN Travel Advisories (new update/s) as of 06 July 2023

ASEAN Country	Published	Foreign travelers allowed	COVID-19 vaccination requirement	Required COVID-19 testing for fully vaccinated	Required COVID-19 testing for NOT fully vaccinated	Quarantine upon arrival	Health insurance requirement	Arrival health declaration/ registration/ documents
Brunei Darussalam	December 1, 2022	Yes	No	No	No	No	No	No
Cambodia	October 6, 2022	Yes	No	No	No	No	No	No
Indonesia	June 10, 2023	Yes	No	No	No	No	No	No
Laos	December 29, 2022	Yes	No	No	No	No	No	No
Malaysia	August 2, 2022	Yes	No	No	No	No	No	No
Myanmar	July 3, 2023	Yes	No	Passengers are subject to medical screening and could be subject to a test upon arrival.	No	No	Printed COVID-19 medical insurance.	Passengers must present a Health Declaration Form upon arrival.
Philippines	March 30, 2023	Yes	Yes – fully vaccinated* with booster dose certificate for 15 years old and above.	No	Yes – COVID-19 rapid antigen test upon arrival.	No	No	Traveler is required to download and register an E-arrival card at most 3 days before departure for those without a visa.
Singapore	February 13, 2023	Yes	No	No	No	No	No	No
Thailand	March 1, 2023	Yes	No	No	No	No	No	No
Vietnam	May 16, 2022	Yes	No	No	No	No	No	No

• Reference: [IATA Travel Centre](#)

*Fully vaccinated – at least 14 or 15 days from 2nd dose for a two-dose vaccine or 14 or 15 days from a single-dose vaccine upon arrival.



Cases and Deaths as of 06 July 2023

- As of 6 July 2023 (5PM, GMT+7), worldwide, there were **691,191,300** confirmed cases, including **6,898,062** deaths. Globally, Case Fatality Rate (CFR) was **1.0%**.
- 36,250,596 confirmed cases** of COVID-19 have been reported in the **ASEAN Region**.
- The Case Fatality Rate in the **ASEAN Region** was **1.02%**.

COVID-19 cases in ASEAN region

REGION	COUNTRY	FIRST CONFIRMED CASES	LATEST REPORT ON CONFIRMED	TOTAL CONFIRMED CASES	NEW CASES	TOTAL DEATHS	NEW DEATHS	CUMULATIVE CASES/100,000	CUMULATIVE VACCINATED	CUMULATIVE FULLY VACCINATED	CUMULATIVE BOOSTED	FULLY VACCINATED PER 100
ASEAN REGION	Brunei Darussalam	10-Mar-20	14-Jun-23	308,777	-	225	-	65,703	451,032	446,630	340,379	95.0
	Cambodia	27-Jan-20	26-Jun-23	138,915	16	3,056	-	793	15,290,443	14,663,743	10,663,964	83.7
	Indonesia	02-Mar-20	26-Jun-23	6,812,127	138	161,879	8	2,518	203,866,816	174,934,641	69,067,410	74.6
	Lao PDR	24-Mar-20	26-Jun-23	218,549	84	758	-	2,885	6,324,678	5,691,962	2,451,034	75.1
	Malaysia	25-Jan-20	26-Jun-23	5,116,265	1,548	37,152	25	15,637	28,137,456	27,550,446	16,336,825	84.2
	Myanmar	23-Mar-20	26-Jun-23	640,496	105	19,494	-	1,136	40,354,937	35,196,377	13,903,599	62.4
	Philippines	30-Jan-20	26-Jun-23	4,166,448	2,088	66,484	1	3,817	82,684,774	79,164,840	24,178,325	72.5
	Singapore	23-Jan-20	26-Jun-23	2,505,435	24,031	1,841	114	42,901	5,285,826	5,247,569	4,756,481	89.9
	Thailand	13-Jan-20	26-Jun-23	4,752,422	859	34,328	43	6,791	57,658,679	54,173,539	27,369,493	77.4
	Vietnam	23-Jan-20	26-Jun-23	11,620,833	351	43,206	-	11,355	90,270,583	85,958,364	57,958,886	84.0
ASEAN COUNTRIES				36,280,267	29,220	368,423	191	153,535	530,325,224	483,028,111	227,026,396	79.9

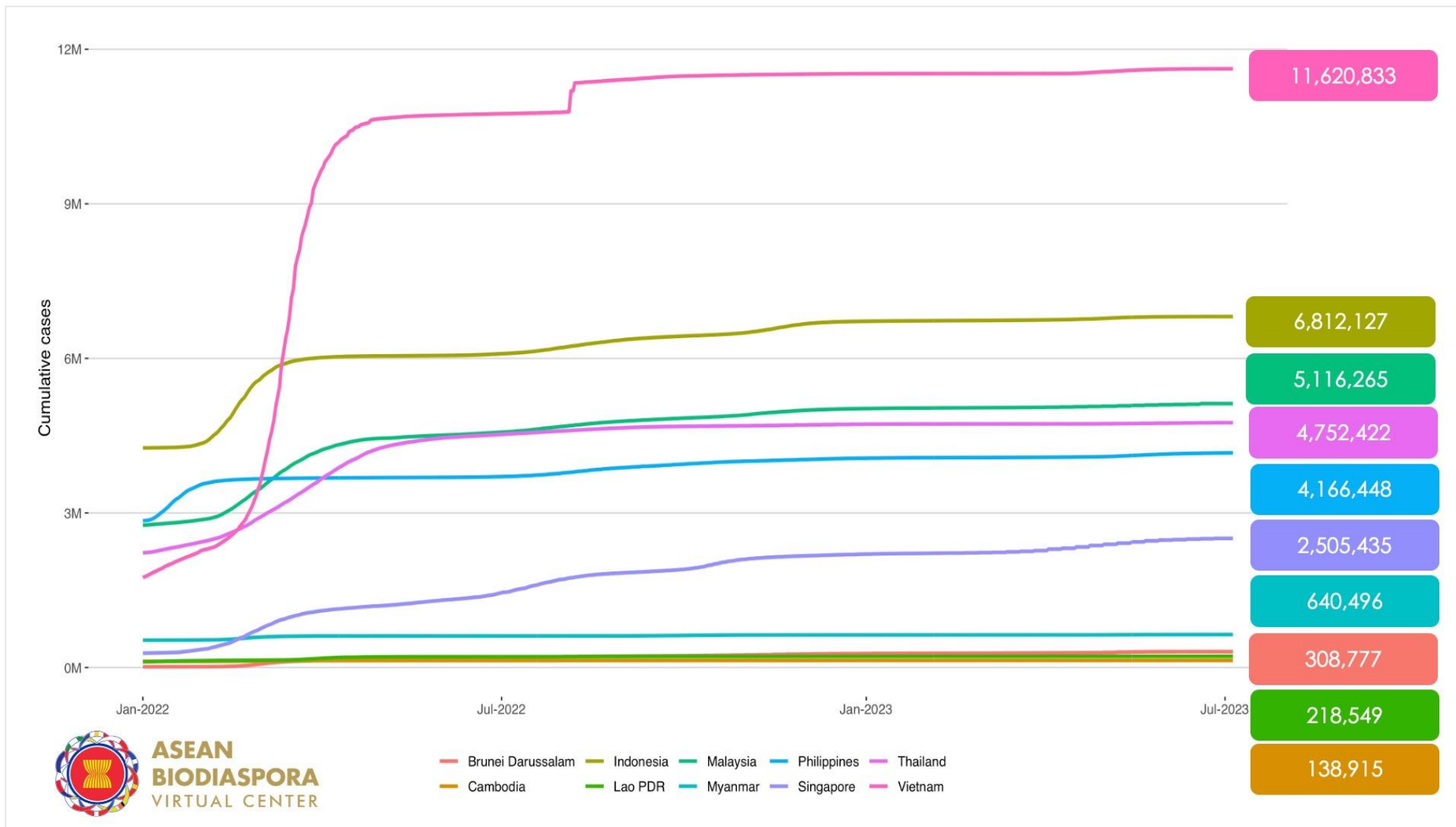
REGION	TOTAL CONFIRMED CASES	NEW CASES	TOTAL DEATHS	NEW DEATHS
ASIA	196,543,207	165,245	1,208,573	312
AFRICA	12,831,369	793	258,806	2
AMERICAS	195,850,663	52,244	2,995,200	510
EUROPE	249,685,794	27,470	2,067,060	1,401
TOTAL	654,911,033	245,752	6,529,639	2,225

**Data References: [Andra Farm](#), [Worldometer](#), [DOH Philippines](#), and the [WHO](#)



COVID-19 Epi curve among ASEAN Countries:

From January 1, 2022 to July 6, 2023

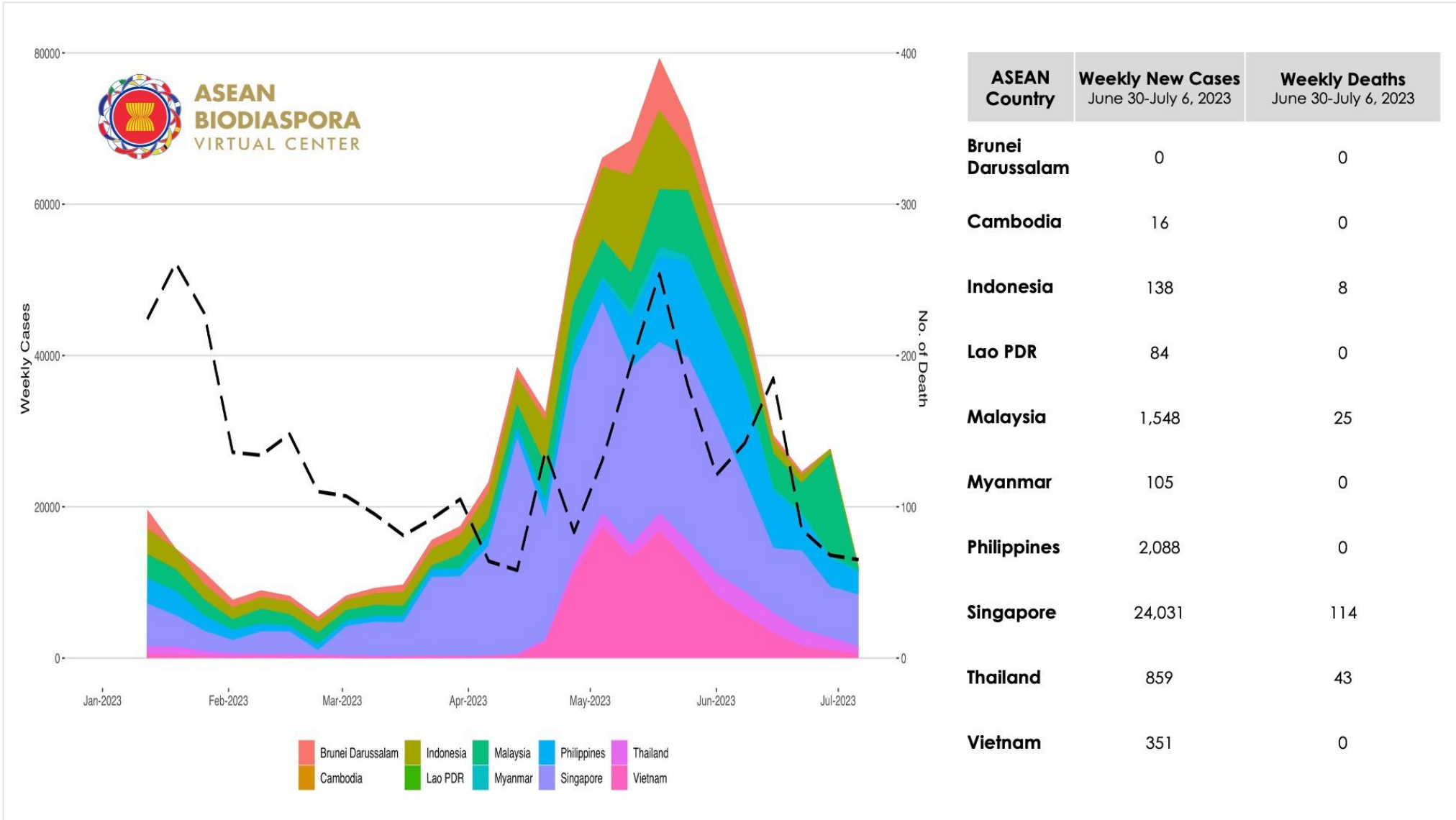


- Brunei Darussalam
- Indonesia
- Malaysia
- Philippines
- Thailand
- Cambodia
- Lao PDR
- Myanmar
- Singapore
- Vietnam



ASEAN Weekly COVID-19 New Cases and Deaths

From January 1, 2023 to July 6, 2023

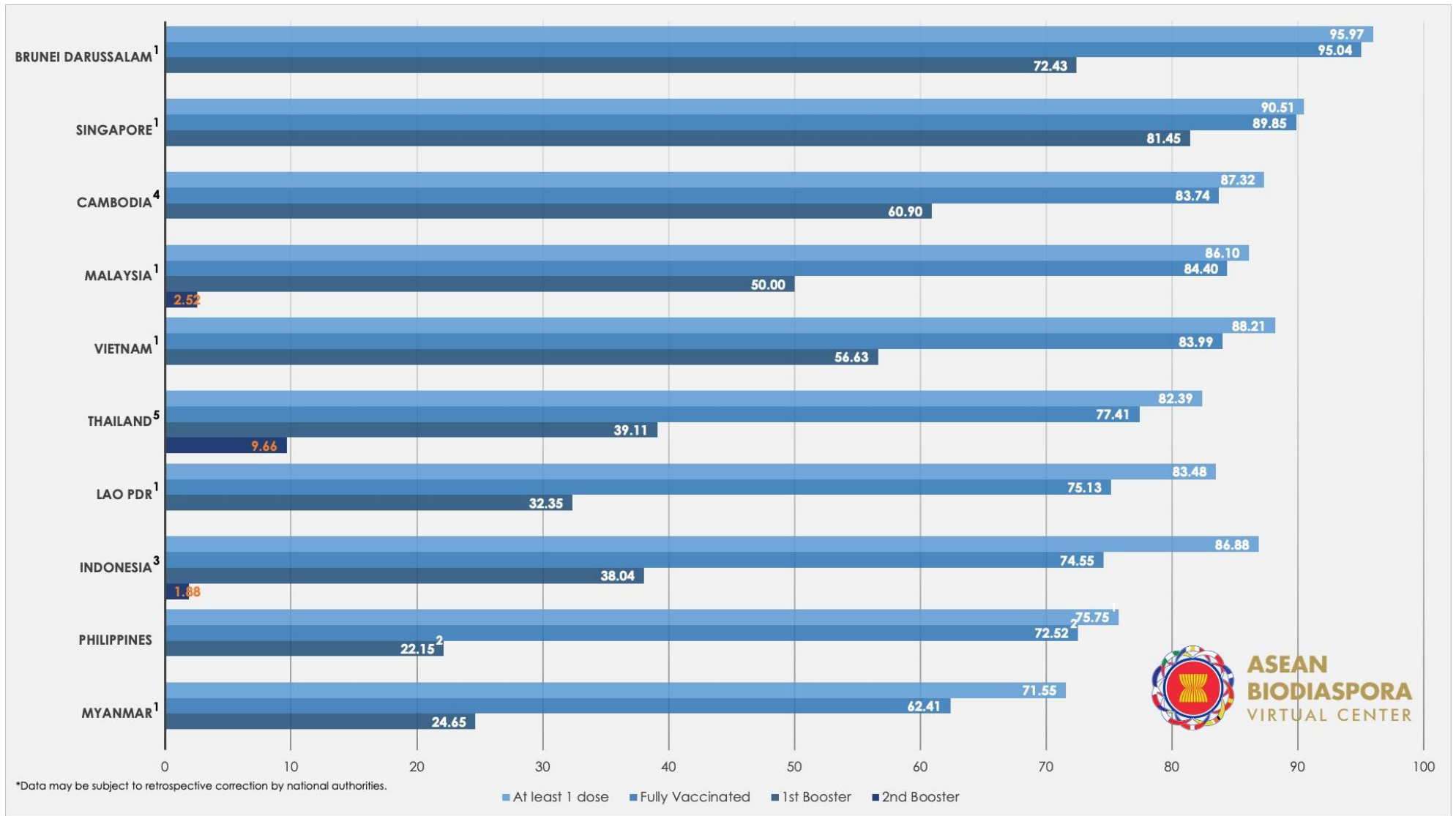


**Data References: [Andra Farm](#), [Worldometer](#), [DOH Philippines](#), and the [WHO](#)



ASEAN COVID-19 Vaccination Status

as of 06 July 2023

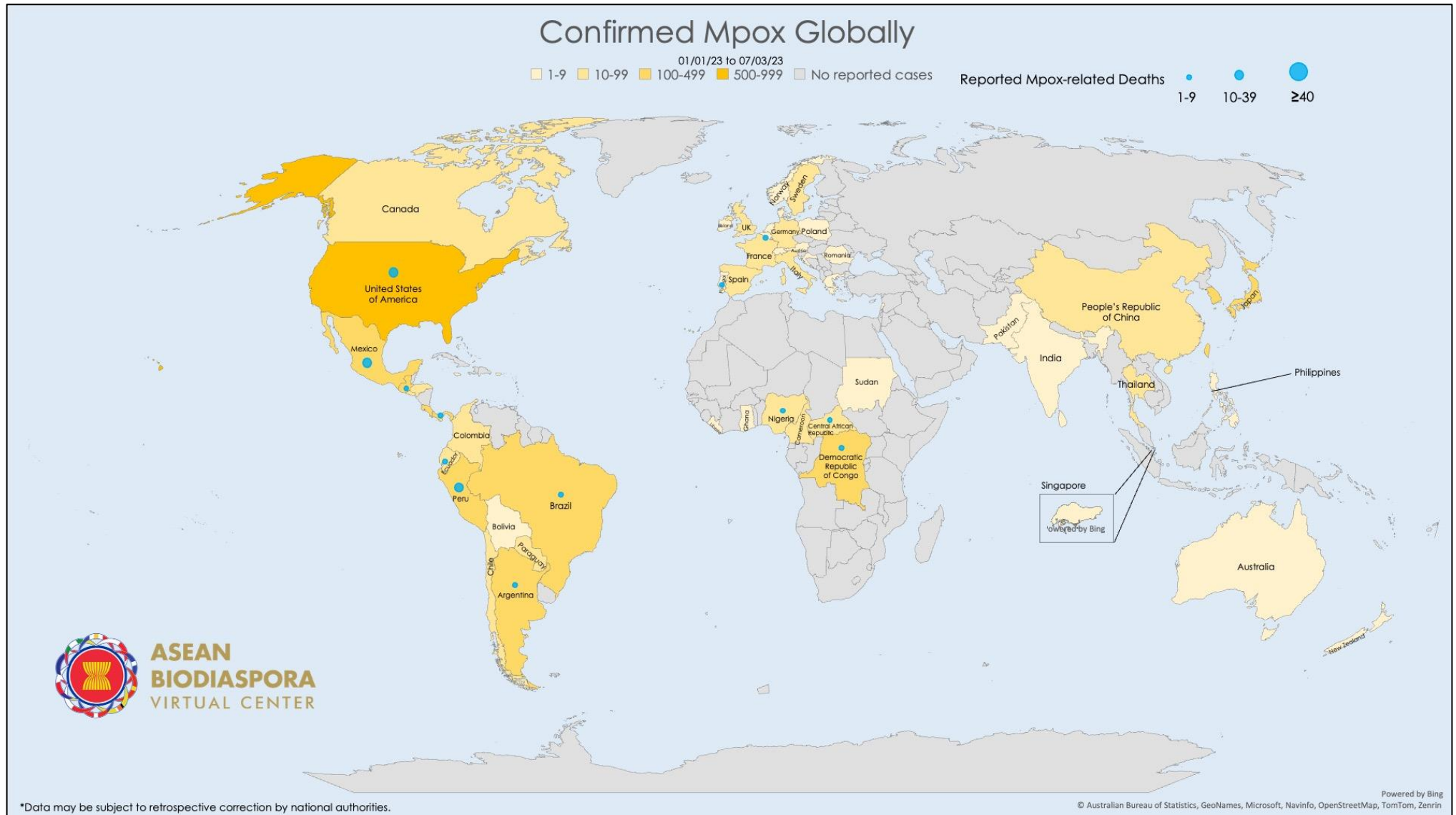


1. World Health Organization, Coronavirus (COVID-19) Dashboard, accessed July 6, 2023 <https://covid19.who.int/>
 2. Department of Health Philippines, National COVID-19 vaccination dashboard accessed July 6, 2023, <https://doh.gov.ph/covid19-vaccination-dashboard>
 3. Ministry of Health Indonesia, "Vaccine Dashboard, July 6, 2023, <https://vaksin.kemkes.go.id/#/vaccines>
 4. Ministry of Health Malaysia, COVID-19 vaccination, accessed July 6, 2023, <https://data.moh.gov.my/covid-vaccination>
 5. Ministry of Public Health Thailand, COVID-19 Vaccination Infographic, accessed July 6, 2023, <https://dashboard-vaccine.moph.go.th/>



Mpox Cases Reported Globally

as of July 6, 2023

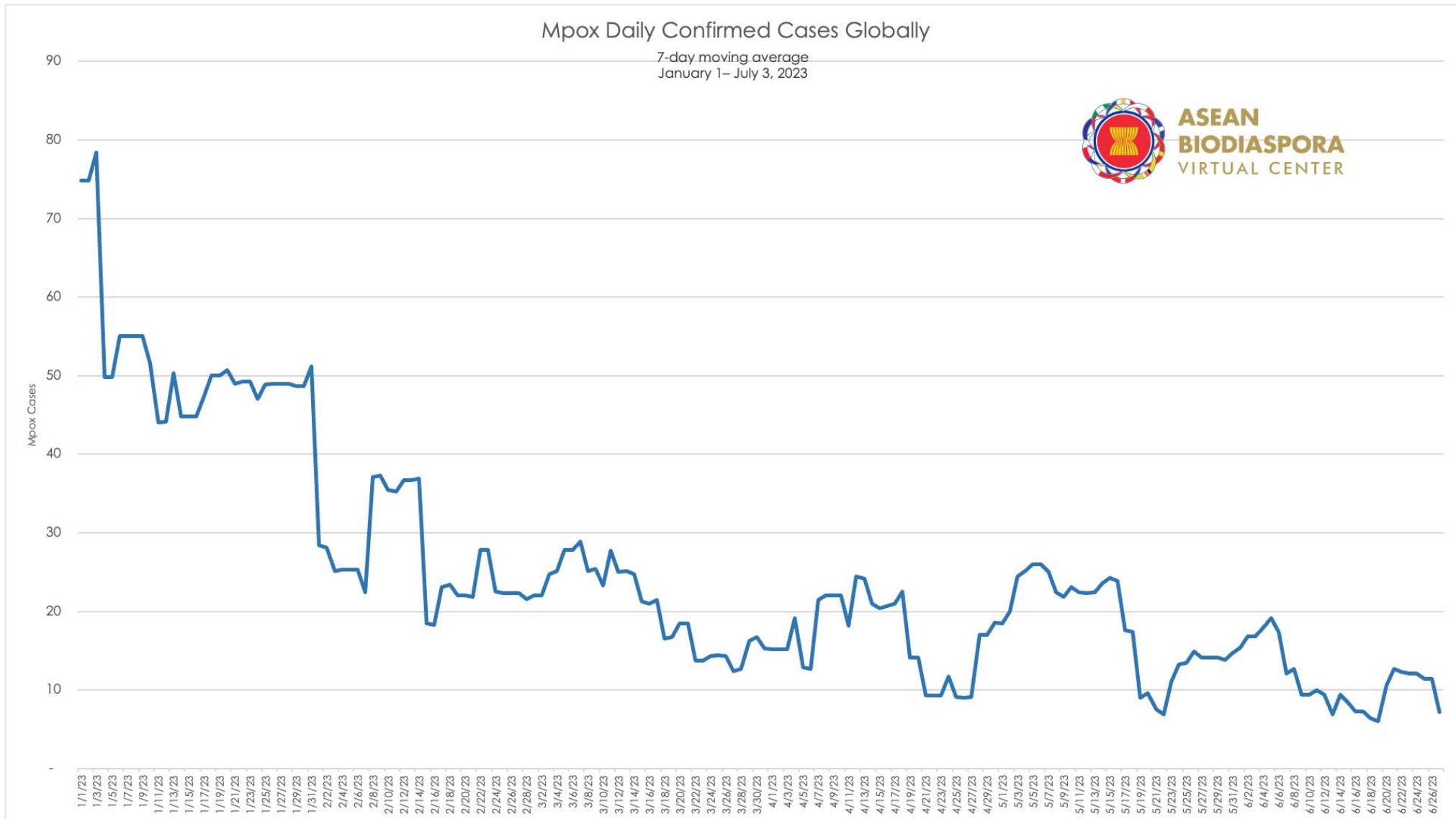


Edouard Mathieu et al., "Mpox (Monkeypox)," Our World in Data, accessed July 6, 2023, <https://ourworldindata.org/monkeypox>.



Mpox Daily Trend Globally

January 1 – July 3, 2023



Edouard Mathieu et al., "Mpox (Monkeypox)," Our World in Data, accessed July 6, 2023, <https://ourworldindata.org/monkeypox>.



Mpox: Highlights and Situation Overview

- As of 06 July 2023 (1PM, GMT+7), there were **3,945** confirmed cases worldwide in 2023, including **74** deaths. Globally, the Case Fatality Rate (CFR) was **1.88%**.
- **51 confirmed cases** in the ASEAN region in 2023, with a CFR of **0%**.
- **3,894 confirmed cases** of Mpox have been reported in other **5 regions** in 2023 (other than the ASEAN region):

Mpox cases in the ASEAN region

Country	Total Cases	New Cases	Deaths	Case Fatality Rate (CFR)
Philippines	1	-	-	0.00%
Singapore	6	-	-	0.00%
Thailand	44	-	-	0.00%
ASEAN Total	51	-	-	0.00%

Mpox cases in the Asia-Pacific region

Country/Territory	Total Cases	New Cases	Deaths	Case Fatality Rate (CFR)
Australia	1	-	-	0.00%
India	2	-	-	0.00%
Japan	177	-	-	0.00%
Nepal	1	-	-	0.00%
New Zealand	1	-	-	0.00%
People's Republic of China*	10	-	-	0.00%
The Republic of China*	178	-	-	0.00%
The Republic of Korea*	113	-	-	0.00%
Sri Lanka	2	-	-	0.00%
Asia-Pacific Total	484	-	-	0.00%

*People's Republic of China – China, Hong Kong (SAR), and Macao (SAR); Republic of China – Taiwan, Republic of Korea – South Korea

Top 5 countries with the most mpox cases globally

Country	Total Cases	New Cases	Deaths	Case Fatality Rate (CFR)
United States of America	695	-	22	3.17%
Brazil	439	-	2	0.46%
Democratic Republic of Congo	396	-	3	0.76%
Mexico	389	-	26	6.68%
Republic of China	178	-	-	0.00%



Mpox cases per region

REGION	TOTAL CONFIRMED CASES SINCE JANUARY 1, 2023	NEW CASES SINCE THE PREVIOUS REPORT	TOTAL DEATHS	CASE FATALITY RATE
AFRICA	526	-	6	1.14%
AMERICAS	2,675	-	66	2.47%
ASEAN	51	-	-	0.00%
ASIA PACIFIC	484	-	-	0.00%
EUROPE	200	-	2	1.00%
MIDDLE EAST	9	-	-	0.00%
TOTAL	3,945	-	74	1.88%

Edouard Mathieu et al., "Mpox (Monkeypox)," Our World in Data, accessed July 6, 2023, <https://ourworldindata.org/monkeypox>.



References

- Channel News Asia (CNA). (2023, July 6). Moderna signs deal in Shanghai with view to developing mRNA medicines. <https://www.channelnewsasia.com/business/moderna-signs-deal-shanghai-view-developing-mrna-medicines-3609401>
- Sobrino-Relaño, S., Balboa-Bandeira, Y., Peña, J., Ibarretxe-Bilbao, N., Zubiaurre-Elorza, L., & Ojeda, N. (2023). Neuropsychological deficits in patients with persistent COVID-19 symptoms: A systematic review and meta-analysis. *Scientific Reports*, 13(1). <https://doi.org/10.1038/s41598-023-37420-6>
- Zhong, Y., Sun, Z., Xu, P., Bai, Y., Zhang, Z., & Wang, G. (2023). The value of non-contrast chest CT in the prediction of myocardial injury in patients with the COVID-19 omicron variant. *Scientific Reports*, 13(1). <https://doi.org/10.1038/s41598-023-37335-2>



Report generated by

ASEAN Biodiaspora Virtual Center (ABVC)
in collaboration with **Bluedot Inc.**

Email: support@biodiaspora.org

Facebook: <https://facebook.com/ASEANBiodiaspora>

Instagram: <https://instagram.com/ASEANBiodiaspora>



**ASEAN
BIODIASPORA**
VIRTUAL CENTER