



This report aims to provide the current situation on infectious and emerging diseases in the ASEAN Region. We collate various information from multiple official sources and publicly available sources and is published every week on Wednesday. For feedback and/or suggestions, please write to support@biodiaspora.org

Editorial

CONSULTANTS

ASEAN SECRETARIAT

Assistant Director and Head of Health Division
Human Development Directorate

Ferdinal Fernando, MDM, MD

Programme Coordinator for Mitigation for Biological
Threats (MBT) Phase 3

Michael Glen, MSSc

EDITORIAL TEAM

Editor-in-Chief

Abdurrahman, MPH

Managing Editor

Aldilas Achmad Nursetyo, MD, MS

Associate Editor

Abdul Haris Ibrahim, MHI

Habibi Rohman Rosyad, MSc

Copy Editor

Ajeng Sekar Pratiwi, A.Md

Dwi Sasongko, A.Md.

Supporting Staff

Svetlana Pratiwi, SKM

Divva Kaamila

Natasha Alicia Putri

PUBLISHER

ASEAN Biodiaspora Virtual Center

2/F Ministry of Health, Jl. H.R. Rasuna Said, Blok X5, Kav.
4-9, Jakarta Selatan, Jakarta, Indonesia

E-mail: support@biodiaspora.org

Facebook: <https://facebook.com/ASEANBiodiaspora>

Instagram: <https://instagram.com/ASEANBiodiaspora>



Table of Contents

Key Findings	1
Reported Infectious Diseases in the ASEAN Region and Neighboring Countries	1
Emerging Diseases	2
Mpox	2
Mpox Cases Reported in the ASEAN Region	2
Mpox Highlights and Situation Overview	3
Mpox Cases in the ASEAN Region	3
Top 5 Countries with Most Mpox Cases Globally	3
Mpox Cases per Region	3
Trend of Mpox in the ASEAN Region	4
Trend of Mpox among ASEAN Member States	4
COVID-19	5
COVID-19: Highlights and Situation Overview	5
ASEAN Weekly COVID-19 Cases and Deaths	5
Trends of Influenza Confirmed Cases in the ASEAN region	5
COVID-19 Variants Frequencies Among the ASEAN Member States	6
COVID-19 Variants Frequencies in the ASEAN Region	6
Zoonosis	7
Rabies	7
Rabies Cases in the ASEAN Region Map	7
Rabies Cases in the ASEAN Region Table	7
Vector-Borne Diseases	8
Dengue	8
Dengue Cases in the ASEAN Region Map	8
Dengue Cases in the ASEAN Region Table	8
Malaria	9
Malaria Cases in the ASEAN Region Map	9
Malaria Cases in the ASEAN Region Table	9
Vaccine-Preventable Diseases	10
Measles	10
Measles Cases in the ASEAN Region Map	10
Measles Cases in the ASEAN Region Table	10
Annex 1. Infectious Diseases in the ASEAN Region – Summary Table	11

Key Findings

Global

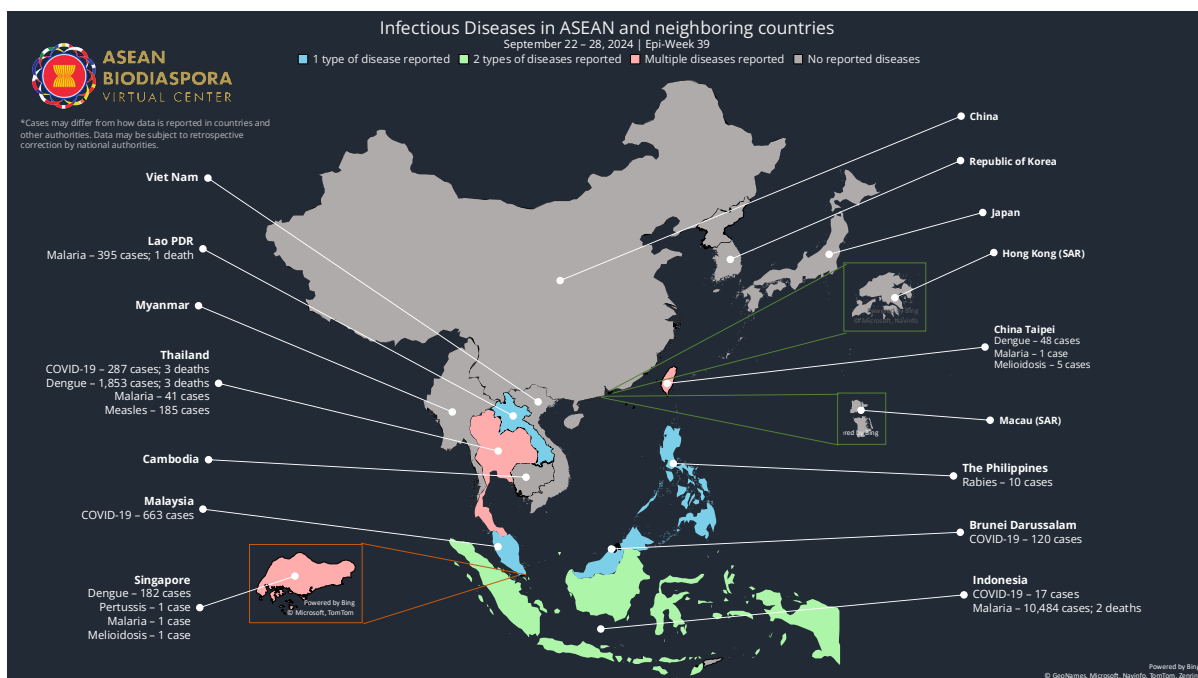
- New Zealand, Rwanda, Spain, and the US continue reporting mpox cases. Kerala, India, reported its first case of clade 1b in a 38-year-old man from Malappuram after returning from the UAE.
- A new chikungunya variant identified in Pune, India, is raising concern due to rapid spread and increased severity.
- Ohio, the United States (US) reported a continued decline in weekly COVID-19 cases, dropping to 6,103 this week, with 2.4% of the state's population already receiving the new 2024-2025 vaccine.
- Bangladesh, France, Pakistan, and Taiwan reported new dengue cases, prompting intensified vector control measures.
- A man in Kirovohrad Oblast, Ukraine, contracted leptospirosis after bathing in the Yatpa River. A total of 230 cases were reported this year, marking a 1.6-fold increase than 2023.
- Khyber Pakhtunkhwa, Pakistan, has reported 54,000 malaria cases across the province this year, urging authorities to take immediate control measures.
- The US is experiencing a rapid increase in whooping cough cases, with over 14,500 reported this year, a significant rise compared to last year.
- Pakistan reported four new polio cases in Balochistan, raising the national total to 22 this year, prompting an updated National Polio Eradication Plan to address existing challenges.
- Two children in Minnesota, the US, contracted the influenza A (H3N2) variant, both linked to swine exposure, and have since recovered without hospitalization.

ASEAN Region

- Brunei Darussalam, Indonesia, Malaysia, and Thailand recorded new cases of COVID-19.
- Western Visayas, Philippines, has reported 317 leptospirosis cases and 19 deaths this year.
- New cases of malaria are reported in Indonesia, Lao PDR, Singapore, and Thailand.
- Thailand has recently reported new measles cases.
- Ten new cases of rabies were reported in the Philippines.

Reported Infectious Diseases in the ASEAN Region and Neighboring Countries

Epidemiological Week 39 | September 22 - 28, 2024

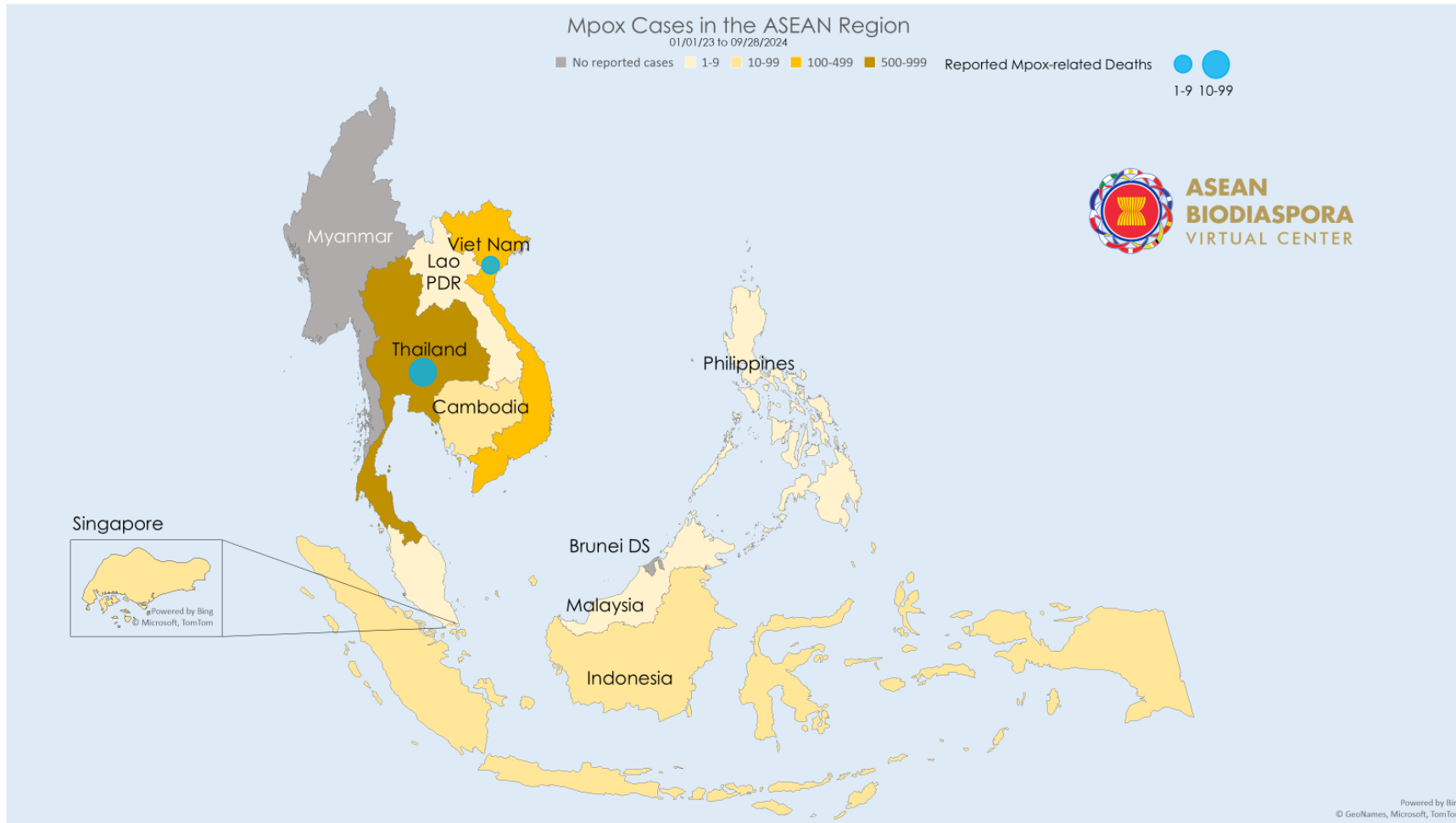


Source: AMS Official Sources, [WHO](#), [Our World in Data](#), and [Bluedot Platform](#), accessed on October 01, 2024

EMERGING DISEASES

Mpox Cases Reported in the ASEAN Region

January 1, 2023 – September 28, 2024



Source:

1. Ministry of Health Republic of Indonesia
2. EBS Bluedot (Accessed on October 01, 2024)
3. Ministry of Health Singapore, accessed October 01, 2024, <https://www.moh.gov.sg/resources-statistics/infectious-disease-statistics/2023/weekly-infectious-diseases-bulletin>



Mpox: Highlights and Situation Overview

- From 1 January 2023 to 28 September 2024, **24,493** confirmed cases worldwide since 2023, including **179** deaths. Globally, the CFR was **0.73 %**.
- **1,200 confirmed cases** including **18 deaths** in the **ASEAN** region, with a CFR of **1.50%**.
- **23,293 confirmed cases** of mpox have been reported in **other regions** (other than the **ASEAN** region):

Mpox cases in the ASEAN region (Jan. 1, 2023 to Sep. 28, 2024)

ASEAN Member States	Cumulative Cases 2023-2024	New Cases Since Previous Report	Cumulative Deaths 2023-2024	CFR
Cambodia ¹	20	0	0	0.00%
Indonesia ²	87	0	0	0.00%
Lao PDR ³	1	0	0	0.00%
Malaysia ³	10	0	0	0.00%
Philippines ⁴	13	0	0	0.00%
Singapore ⁵	47	0	0	0.00%
Thailand ³	821	0	10	1.22%
Vietnam ³	201	0	8	3.98%
ASEAN Total	1,200	0	18	1.50%

Source:

1. Ministry of Health Cambodia
2. Ministry of Health Republic of Indonesia
3. IBS Bluedot (Accessed on October 01, 2024), (<https://portal.bluedot.org/>)
4. Department of Health Philippines
5. Ministry of Health Singapore, accessed October 01, 2024, (<https://www.moh.gov.sg/resources-statistics/infectious-disease-statistics/2023/weekly-infectious-diseases-bulletin>)

Top 5 countries with the most mpox cases globally (Jan. 1, 2023 to Sep. 28, 2024)

Country	Cumulative Cases	New Cases Since Previous Report	Cumulative Deaths	CFR
Democratic Republic of Congo	6,365	0	27	0.42%
United States of America	3,762	0	9	0.24%
People's Republic of China	2,586	0	1	0.04%
Brazil	1,567	0	2	0.13%
Thailand	821	0	10	1.22%

Source: Our World in Data, accessed on October 01, 2024 (<https://ourworldindata.org/monkeypox>)

Mpox cases per region (Jan. 1, 2023 to Sep. 28, 2024)

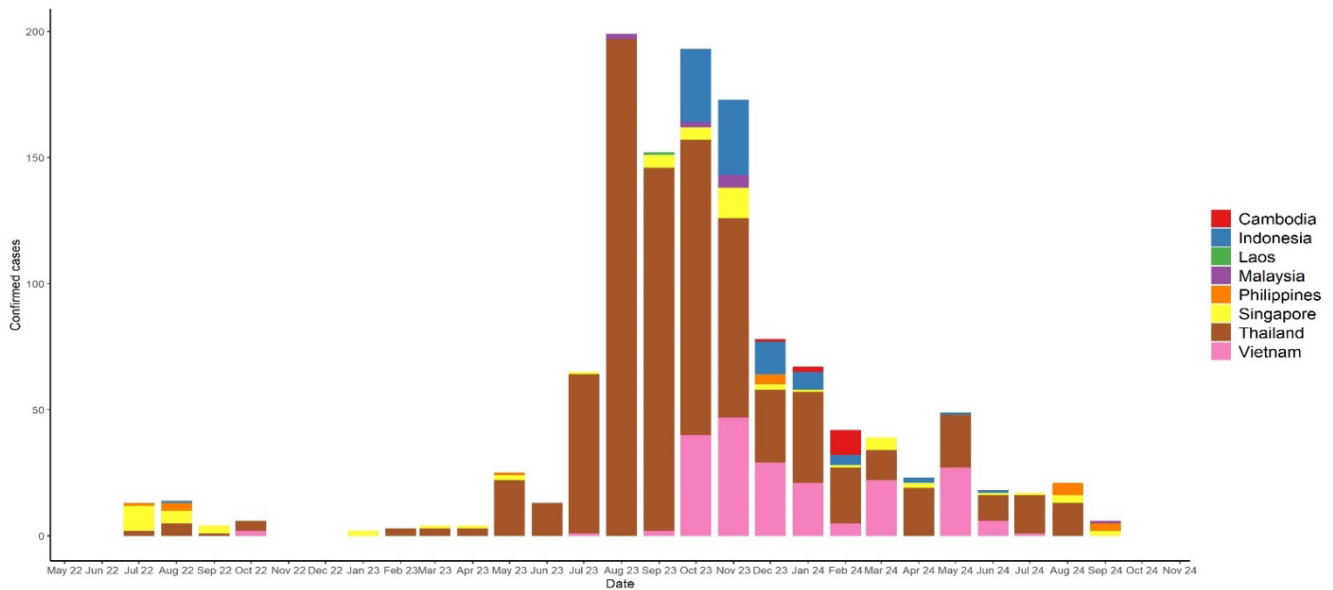
REGIONS	CUMULATIVE CASES 2023-2024	NEW CASES SINCE THE PREVIOUS REPORT	CUMULATIVE DEATHS	CFR
AFRICA	7,398	0	39	0.53%
AMERICAS	8,042	0	96	1.19%
ASEAN	1,200	0	18	1.50%
ASIA & OCEANIA	5,652	0	21	0.37%
EUROPE	2,201	0	5	0.23%
TOTAL	24,493	0	179	0.73%

Source: Our World in Data, accessed on October 01, 2024 (<https://ourworldindata.org/monkeypox>)



Trend of Mpox Confirmed Cases in the ASEAN Region

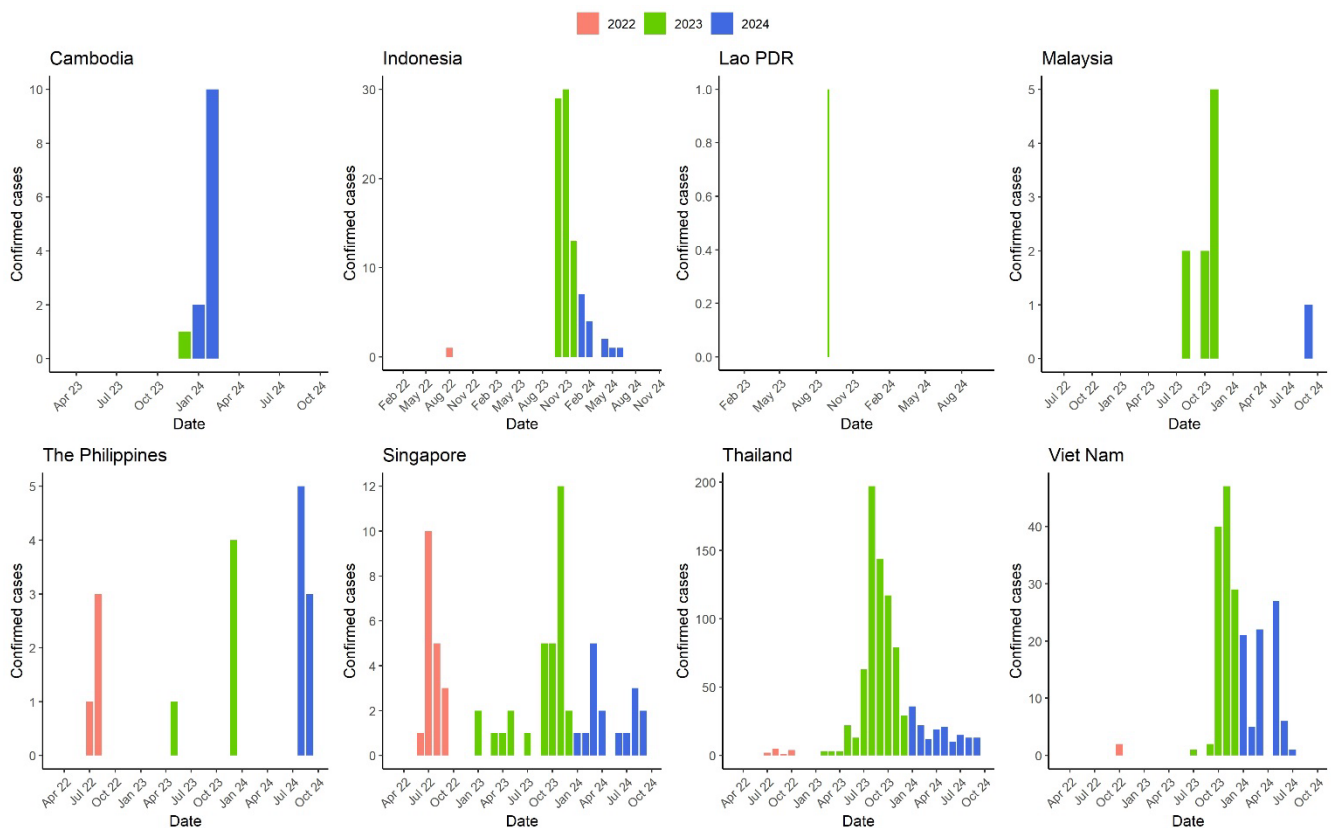
January 1, 2022 to September 28, 2024



Source: Our World in Data, accessed on October 01, 2024 (<https://ourworldindata.org/monkeypox>)

Trend of Mpox Confirmed Cases among ASEAN Member States

January 1, 2022 to September 28, 2024



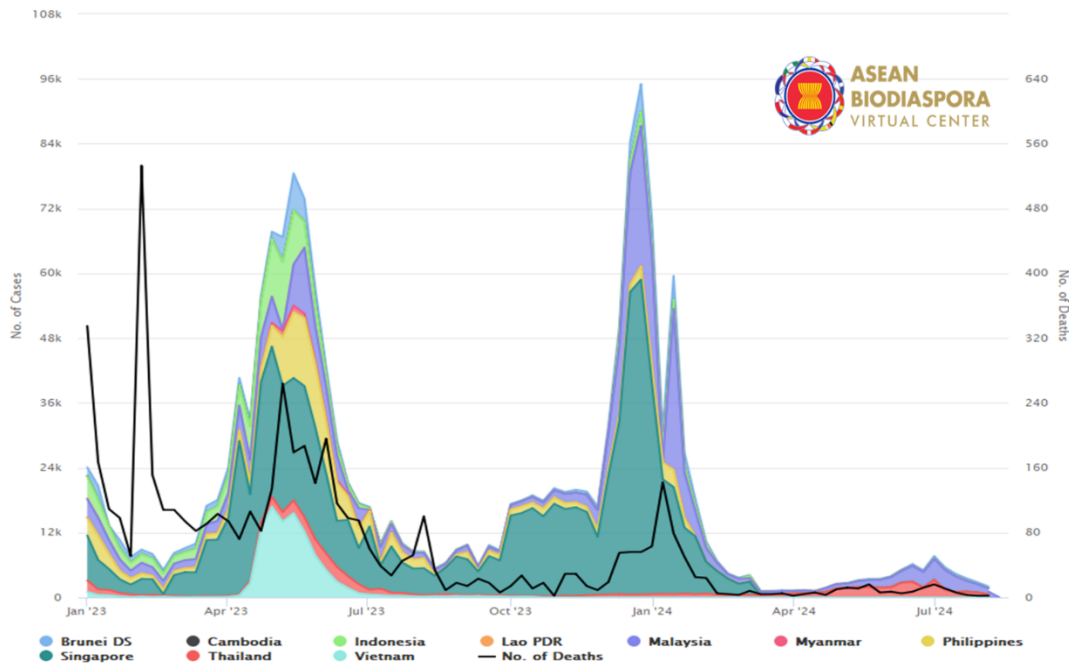
Source: Our World in Data, accessed on September 24, 2024 (<https://ourworldindata.org/monkeypox>)

COVID-19: Highlights and Situation Overview

- As of 28 September 2024 (5PM, GMT+7), there were **704,823,719** confirmed cases **worldwide**, including **7,010,813 deaths**. Globally, Case Fatality Rate (CFR) was **1.00%**.
- 37,068,131 total confirmed cases** of COVID-19 have been reported in the **ASEAN Region**.
- The CFR in the **ASEAN Region** was **1.00%**.

ASEAN Weekly COVID-19 Cases and Deaths

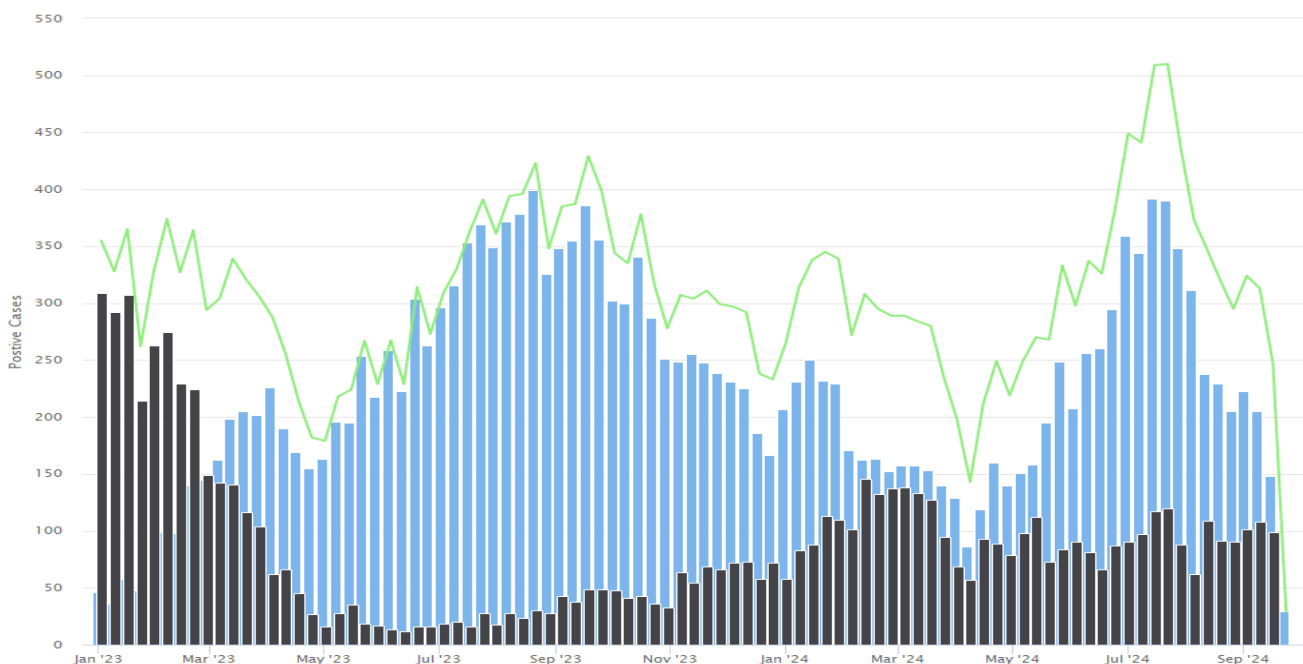
From January 1, 2023 to September 28, 2024



Source: [Singapore Government and the WHO](#), accessed on October 01, 2024

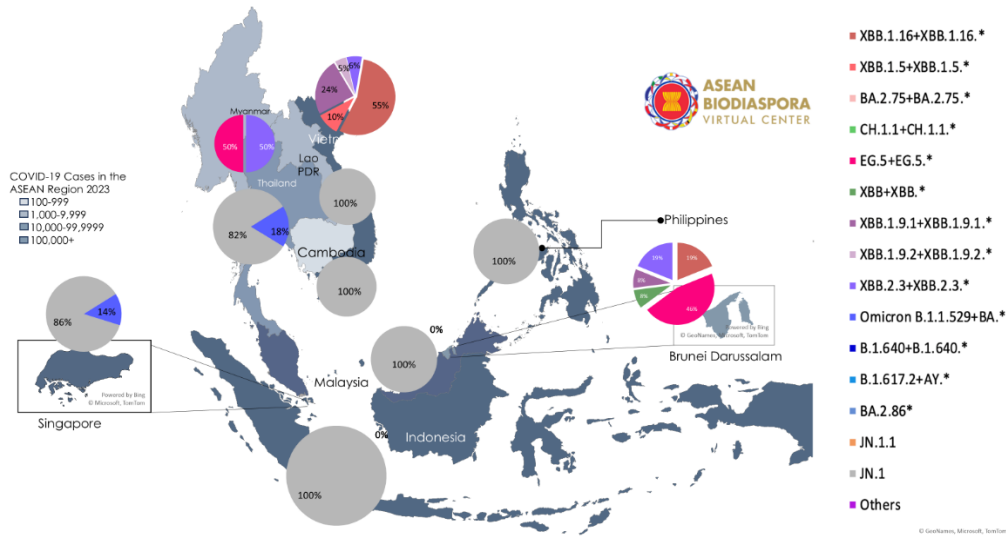
Trends of Influenza Confirmed Cases in the ASEAN region

From January 1, 2023 to September 28, 2024



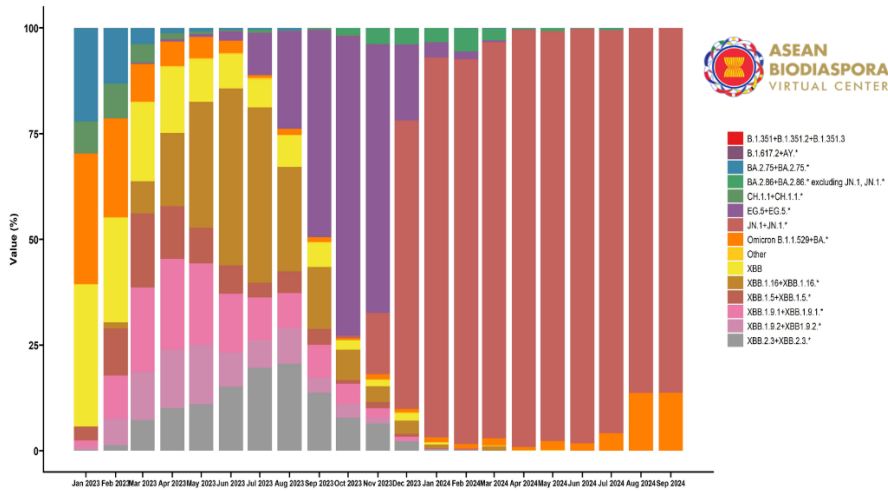
Source: FluNet, accessed on October 01, 2024 (<https://www.who.int/tools/fluinet>)

COVID-19 Variants Frequencies Among the ASEAN Member States In September 2024



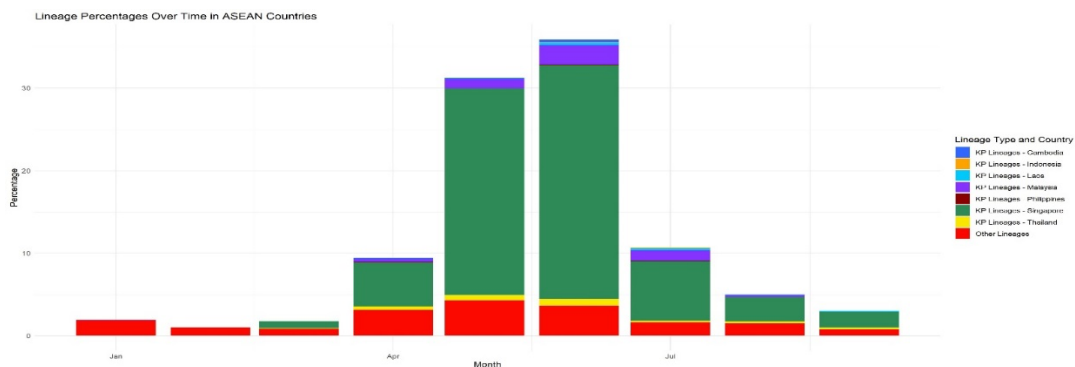
Source: GISAID. "hCoV-19 Variants Dashboard," accessed October 01, 2024, <https://gisaid.org/hcov-19-variants-dashboard/>.

COVID-19 Variants Frequencies in the ASEAN Region From January 2023 to September 2024



Source: GISAID. "hCoV-19 Variants Dashboard," accessed October 01, 2024, <https://gisaid.org/hcov-19-variants-dashboard/>.

COVID-19 "KP" Sub-Variant detected in the ASEAN region From January 2024 to September 2024

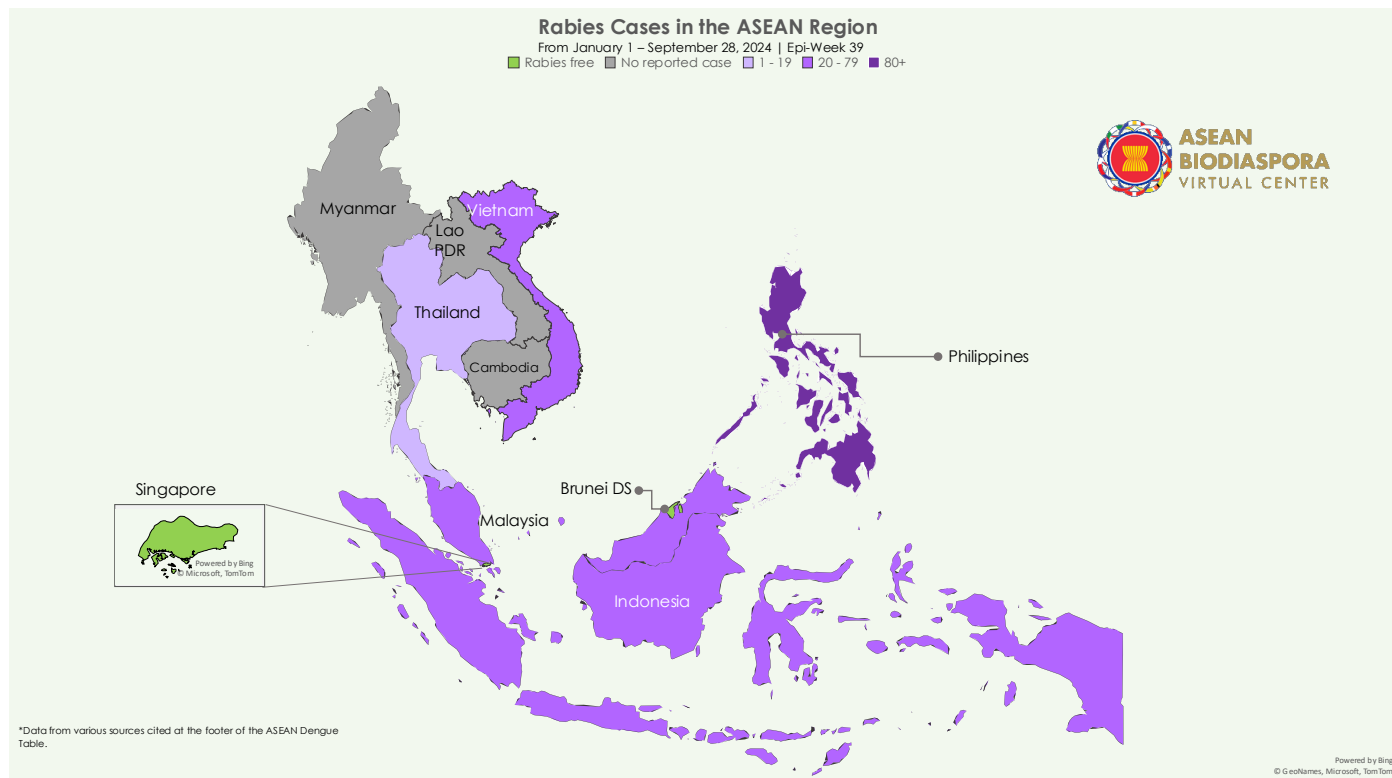


Source: GISAID. "hCoV-19 Variants Dashboard," accessed on October 01, 2024 (<https://gisaid.org/hcov-19-variants-dashboard/>)

ZOONOSIS

Rabies Cases in the ASEAN Region

From January 1 to September 28, 2024 (Epi-Week 39)



Rabies cases in the ASEAN region

Country	Epi-Week Reported	Cumulative Rabies Cases	New Cases Since Previous Report	Cumulative Deaths	CFR
Brunei Darussalam			Rabies-free country		
Cambodia	-	-	-	-	-
Indonesia¹	Week 27	78	-	78	100%
Lao PDR	-	-	-	-	-
Malaysia²	Week 24	79	-	79	100%
Myanmar	-	-	-	-	-
Philippines²	Week 39	354	10	354	100%
Singapore			Rabies-free country		
Thailand³	Week 37	5	0	5	100%
Viet Nam²	Week 37	57	-	57	100%
Total		573	10	573	100%

Source:

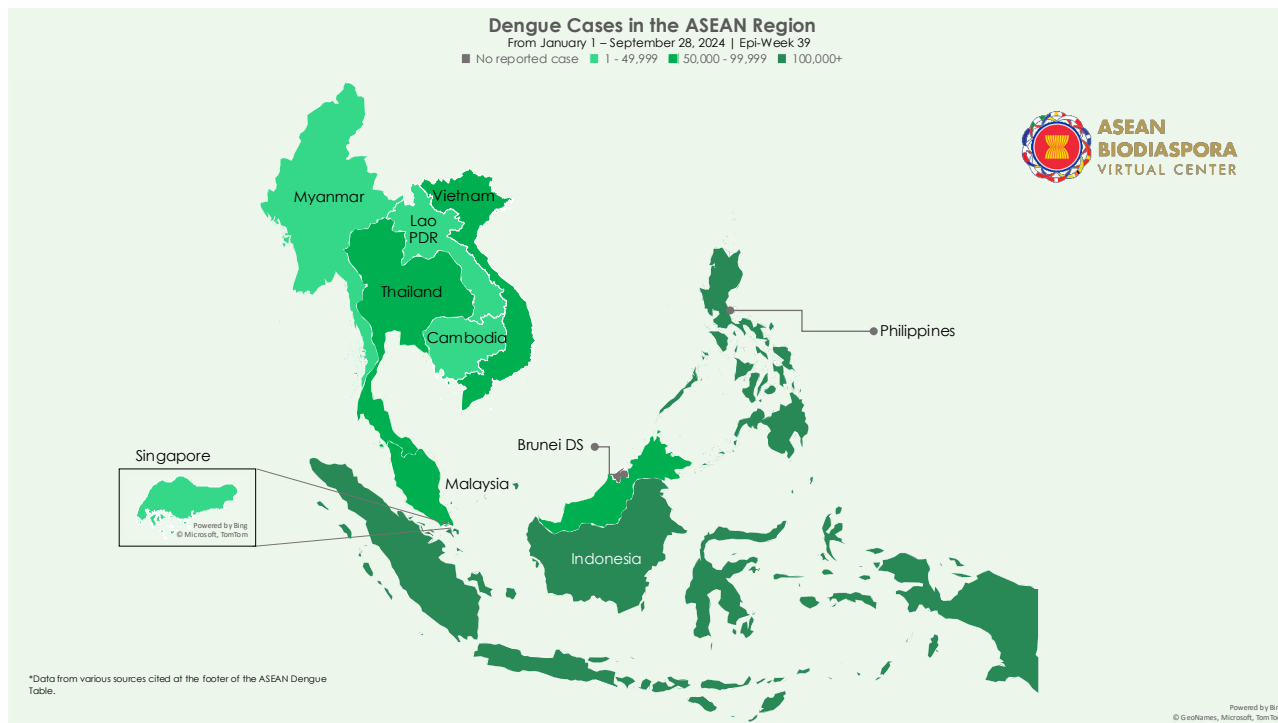
1. Ministry of Health, Republic of Indonesia
2. Bluedot Platform, accessed October 01, 2024 (<https://portal.bluedot.global/>)
3. Bureau of Epidemiology, Department of Disease Control, Ministry of Public Health Thailand, accessed October 01, 2024 (<http://doe.moph.go.th/surdata/index.php>)

- The **ASEAN** region reported **10** new rabies cases since the previous report. The region reported **573** total cases with **100%** CFR.

VECTOR-BORNE DISEASES

Dengue Cases in the ASEAN Region

From January 1 to September 28, 2024 (Epi-Week 39)



Dengue cases in the ASEAN region

Country	Epi-Week Reported	Cumulative Dengue Cases	New Cases Since the Previous Report	Cumulative Deaths	New Deaths	CFR
Brunei Darussalam	-	-	-	-	-	-
Cambodia¹	Week 36	12,689	-	36	-	0.28%
Indonesia^{2*}	Week 36	190,561	-	1,141	-	0.60%
Lao PDR¹	Week 36	13,802	-	0	-	0.00%
Malaysia¹	Week 36	98,442	-	89	-	0.09%
Myanmar³	Week 27	1,309	-	3	-	0.23%
Philippines³	Week 38	208,965	-	546	-	0.26%
Singapore^{4**}	Week 38	12,067	182	-	0	0.00%
Thailand^{5***}	Week 37	80,930	1,853	63	3	0.08%
Viet Nam¹	Week 36	71,300	-	11	-	0.02%
Total		690,065	2,035	1,889	3	0.27%

Source:

1. WHO WPRO, "Dengue," World Health Organization, accessed October 01, 2024 (<https://www.who.int/westernpacific/emergencies/surveillance/dengue>).
2. Ministry of Health, Republic of Indonesia
3. Bluedot Developer Portal, accessed October 01, 2024, (<https://developer-portal.bluedot.global/>).
4. Ministry of Health. "Weekly Infectious Disease Bulletin", accessed October 01, 2024. (<https://www.moh.gov.sg/resources-statistics/infectious-disease-statistics/2024/weekly-infectious-diseases-bulletin>)
5. Bureau of Epidemiology, Department of Disease Control, Ministry of Public Health Thailand, accessed October 01, 2024, (<http://doe.moph.go.th/surdata/index.php>)

- Data were updated and collected from official sources, which may have a 2-8 weeks delay in reporting. Data must be interpreted cautiously.

*Notified dengue cases only includes severe cases Dengue Hemorrhagic fever (DHF) and Dengue Shock Syndrome (DSS)

**Notified dengue cases only includes Dengue Fever (DF) and DHF

- The **ASEAN** region reported **2,035** new dengue cases since the previous report. The region reported **690,065** total cases with **0.27%** CFR.

Malaria Cases in the ASEAN Region

From January 1 to September 28, 2024 (Epi-Week 39)



Malaria cases in the ASEAN region

Country	Epi-Week Reported	Cumulative Malaria Cases	New Cases Since the Previous Report	Cumulative Deaths	CFR
Brunei Darussalam	-	-	-	-	-
Cambodia	-	-	-	-	-
Indonesia¹	Week 39	327,080	10,484	61	0.02%
Lao PDR²	Week 39	15,941	395	10	0.06%
Malaysia³	Week 30	24	-	-	0.00%
Myanmar	-	-	-	-	-
Philippines³	Week 6	2	-	-	0.00%
Singapore⁴	Week 38	18	1	0	0.00%
Thailand⁵	Week 37	3,515	41	1	0.03%
Viet Nam³	Week 34	160	-	-	0.00%
Total		346,740	10,921	72	0.02%

Source:

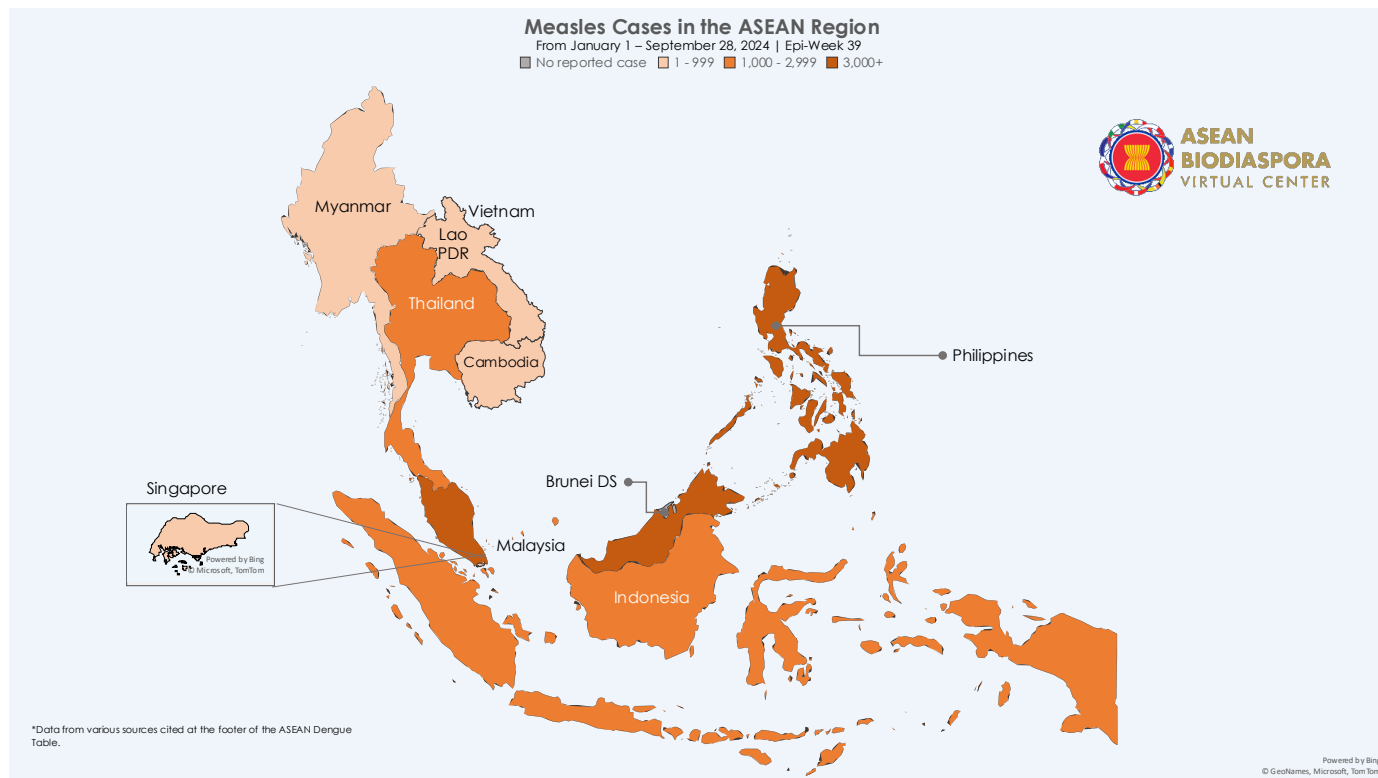
1. Malaria Cases in Indonesia, accessed October 01, 2024 (<https://malaria.kemkes.go.id/case>)
2. Centre of Information and Education for Health, Ministry of Health Lao PDR, accessed October 01, 2024 (<https://www.facebook.com/CEFH.MoH.Lao/>)
3. Bluedot Platform, accessed October 01, 2024 (<https://portal.bluedot.global/>)
4. Ministry of Health Singapore, accessed October 01, 2024 (<https://www.moh.gov.sg/resources-statistics/infectious-disease-statistics/2024/weekly-infectious-diseases-bulletin>)
5. Bureau of Epidemiology, Department of Disease Control, Ministry of Public Health Thailand, accessed October 01, 2024 (<http://doe.moph.go.th/surdata/index.php>)

- The **ASEAN** region reported **10,921** new malaria cases since the previous report. The region reported **346,740** total cases with **0.02%** CFR.

VACCINE-PREVENTABLE DISEASES

Measles Cases in the ASEAN Region

From January 1 to September 28, 2024 (Epi-Week 39)



Measles cases in the ASEAN region

Country	Epi-Week Reported	Cumulative Measles Cases	New Cases Since the Previous Report	Cumulative Deaths	CFR
Brunei Darussalam	-	-	-	-	-
Cambodia¹	Week 27	83	-	0	0.00%
Indonesia²	Week 35	1,410	-	0	0.00%
Lao PDR¹	Week 27	40	-	0	0.00%
Malaysia¹	Week 27	3,364	-	0	0.00%
Myanmar¹	Week 27	23	-	0	0.00%
Philippines¹	Week 27	3,039	-	3	0.10%
Singapore³	Week 38	8	0	0	0.00%
Thailand⁴	Week 37	3,326	185	1	0.03%
Viet Nam⁵	Week 37	2,000	-	3	0.15%
Total		13,293	185	7	0.05%

Source:

- Provisional Measles and Rubella Data, World Health Organization, accessed October 01, 2024 (<https://immunizationdata.who.int/global?topic=Provisional-measles-and-rubella-data&location=>)
- Ministry of Health, Republic of Indonesia
- Ministry of Health Singapore, accessed October 01, 2024, (<https://www.moh.gov.sg/resources-statistics/infectious-disease-statistics/2023/weekly-infectious-diseases-bulletin>)
- Bureau of Epidemiology, Department of Disease Control, Ministry of Public Health Thailand, accessed October 01, 2024 (<http://doe.moph.go.th/surdata/index.php>)
- Bluedot Platform, accessed October 01, 2024 (<https://developer-portal.bluedot.global/>)

- The **ASEAN** region reported **185** new measles cases since the previous report. The region reported **13,293** total cases with **0.05%** CFR.



Annex 1. Infectious Diseases in the ASEAN Region – Summary Table

Epidemiological Week 39 | From January 1 to September 28, 2024

Infectious Diseases	COVID-19			Mpox			Rabies		
	Cum. Cases	Cum. Deaths	CFR	Cum. Cases	Cum. Deaths	CFR	Cum. Cases	Cum. Deaths	CFR
Brunei Darussalam	87,167	77	0.09%	-	-	-	Rabies-free Country		
Cambodia	886	-	0.00%	20	0	0.00%	-	-	-
Indonesia	118,167	1,454	1.23%	87	0	0.00%	78	78	100%
Lao PDR	1,474	87	5.90%	1	0	0.00%	-	-	-
Malaysia	295,562	494	0.17%	10	0	0.00%	79	79	100%
Myanmar	9,474	5	0.05%	-	-	-	-	-	-
Philippines	141,371	1,467	1.04%	13	0	0.00%	354	354	100%
Singapore	819,481	313	0.04%	47	0	0.00%	Rabies-free Country		
Thailand	82,618	1,061	1.29%	821	10	1.21%	5	5	100%
Viet Nam	101,828	20	0.02%	201	8	3.98%	57	57	100%
ASEAN Region	1,658,028	4,978	0.30%	1,200	18	1.50%	573	573	100%

Infectious Diseases	Dengue			Malaria			Measles		
	Cum. Cases	Cum. Deaths	CFR	Cum. Cases	Cum. Deaths	CFR	Cum. Cases	Cum. Deaths	CFR
Brunei Darussalam	-	-	-	-	-	-	-	-	-
Cambodia	12,689	36	0.28%	-	-	-	83	0	0%
Indonesia	190,561	1,141	0.60%	327,080	61	0.02%	1,410	0	0%
Lao PDR	13,802	0	0.00%	15,941	10	0.06%	40	0	0%
Malaysia	98,442	89	0.09%	24	0	0%	3,364	0	0%
Myanmar	1,309	3	0.23%	-	-	-	23	0	0%
Philippines	208,965	546	0.26%	2	0	0%	3,039	3	0.10%
Singapore	12,067	-	0.00%	18	0	0%	8	0	0%
Thailand	80,930	63	0.08%	3,515	1	0.03%	3,326	1	0.03%
Viet Nam	71,300	11	0.02%	160	0	0%	2,000	3	0.15%
ASEAN Region	690,065	1,889	0.27%	346,740	72	0.02%	13,293	7	0.05%