



**ASEAN
BIOLOGICAL THREATS
SURVEILLANCE CENTRE**

**ABC
BIV
BAB
A**

Morbidity and Mortality Weekly Report (MMWR)

Infectious & Emerging Diseases
in the ASEAN Region

With Support by:



Korea Disease Control and
Prevention Agency



in partnership with
Canada



Kemenkes



ASSOCIATION
OF SOUTHEAST
ASIAN NATIONS

This report aims to provide the current situation on infectious and emerging diseases in the ASEAN Region. We collate various information from multiple official sources and publicly available sources and is published every week on Wednesday. ABVC follows Epi-week calendar in its publication. For feedback and/or suggestions, please write to support@aseanbiosurveillance.org

Editorial

ASEAN SECRETARIAT

Assistant Director and Head of Health Division
Human Development Directorate

ASEAN Socio-Cultural Community Department

Jennifer Frances dela Rosa, MPH, MSc HPPF

Programme Coordinator (Health Security)

Mitigation of Biological Threats (MBT) Programme

Michael Glen, MSSc

EDITORIAL TEAM

Editor-in-Chief

Abdurrahman, MPH

Managing Editor

Aldilas Achmad Nursetyo, MD, MS

Associate Editor

Abdul Haris Ibrahim, MHI

Habibi Rohman Rosyad, MSc

Nindy Fadellah Wulan, MPH

Copy Editor

Ajeng Sekar Pratiwi, A.Md

Dwi Sasongko, A.Md.

Supporting Staff

Svetlana Pratiwi, SKM

Divva Kaamila, S.Tr.Kom

Natasha Alicia Putri, S.Tr.Kom

PUBLISHER

ASEAN Biological Threat Surveillance Centre

Health Policy Agency

Ministry of Health of Indonesia

Jl. Percetakan Negara No. 29 Johar Baru, Central Jakarta, Indonesia 10560

E-mail: support@aseanbiosurveillance.org

Facebook: <https://www.facebook.com/abvc.official/>

Instagram: <https://www.instagram.com/abvc.official/>

Table of Contents

Emerging Diseases	2
Mpox.....	3
COVID-19.....	7
Influenza	9
Influenza-like Illness	10
Zoonosis	11
Rabies	12
Vector-borne Diseases	13
Dengue	14
Malaria	15
Vaccine-preventable Diseases	16
Measles	17

A person wearing a full-body white protective suit, including a hood and a face mask, is shown in a laboratory or clinical setting. The person is holding a black object, possibly a sample or a tool, in their gloved hand. The background is slightly blurred, showing what appears to be a laboratory environment with blue and white tones.

Emerging Diseases

MPOX

Mpox Cases Reported in the ASEAN Region

January 1, 2025 – March 28, 2026



Source:

1. Ministry of Health Cambodia
2. Ministry of Health Republic of Indonesia (<https://infeksiemerging.kemkes.go.id>)
3. WHO Mpox Outbreak: Global Trends, accessed March 31, 2026 (https://worldhealthorg.shinyapps.io/mpx_global/)
4. Communicable Disease Agency, Ministry of Health Singapore, accessed March 31, 2026, <https://www.cda.gov.sg/resources/weekly-infectious-diseases-bulletin-2025/>

Key Findings

- The number of Mpox cases from January 1 to March 28, 2026, are **33 cases with one death**.
- There were **no new cases of Mpox** in epi-week 12 of 2026.
- **58,334 confirmed cases** of mpox have been reported in **other regions** (other than the **ASEAN** region):

Mpox cases in the ASEAN region in 2025 and 2026 (as of 28 March, 2026)

ASEAN Member States	Cumulative Cases in 2025	Cumulative Deaths in 2025 (CFR)	Cumulative Cases in 2026	New Cases in epi-week 12	Cumulative Deaths in 2026 (CFR)
Cambodia¹	0	0 (0.00%)	0	0	0 (0.00%)
Indonesia²	0	0 (0.00%)	0	0	0 (0.00%)
Lao PDR³	0	0 (0.00%)	0	0	0 (0.00%)
Malaysia³	14	0 (0.00%)	4	0	0 (0.00%)
Philippines³	286	6 (2.10%)	0	0	0 (0.00%)
Singapore⁴	23	0 (0.00%)	7	0	0 (0.00%)
Thailand³	157	3 (1.91%)	22	0	1 (4.55%)
Vietnam³	2	0 (0.00%)	0	0	0 (0.00%)
ASEAN Total	482	9 (1.87%)	33	0	1 (3.03%)

Source:

1. Ministry of Health Cambodia
2. Ministry of Health Republic of Indonesia (<https://infeksiemerging.kemkes.go.id>)
3. WHO Mpox Outbreak: Global Trends, accessed March 31, 2026 (https://worldhealthorg.shinyapps.io/mpx_global/)
4. Communicable Disease Agency, Ministry of Health Singapore, accessed March 31, 2026, <https://www.cda.gov.sg/resources/weekly-infectious-diseases-bulletin-2025/>

Top 5 countries with the most mpox cases globally (Jan. 1, 2025 to Mar. 28, 2026)

Country	Cumulative Cases	New Cases Since Previous Report	Cumulative Deaths	CFR
Democratic Republic of Congo	23,781	41	51	0.21%
Uganda	7,160	0	39	0.54%
Sierra Leone	5,442	0	60	1.10%
United States of America	2,779	0	0	0.00%
Guinea	2,250	99	6	0.27%

Source: WHO Mpox Outbreak: Global Trends, accessed March 31, 2026 (https://worldhealthorg.shinyapps.io/mpx_global/)

Mpox cases per region (Jan. 1, 2025 to Mar. 28, 2026)

REGIONS	CUMULATIVE CASES 2025-2026	NEW CASES SINCE THE PREVIOUS REPORT	CUMULATIVE DEATHS	CFR
AFRICA¹	46,741	265	214	0.46%
AMERICAS¹	6,101	-	9	0.15%
ASEAN¹	515	-	10	1.94%
ASIA & OCEANIA²	2,112	-	-	0.00%
EUROPE¹	3,380	-	1	0.03%
TOTAL	58.849	265	234	0.40%

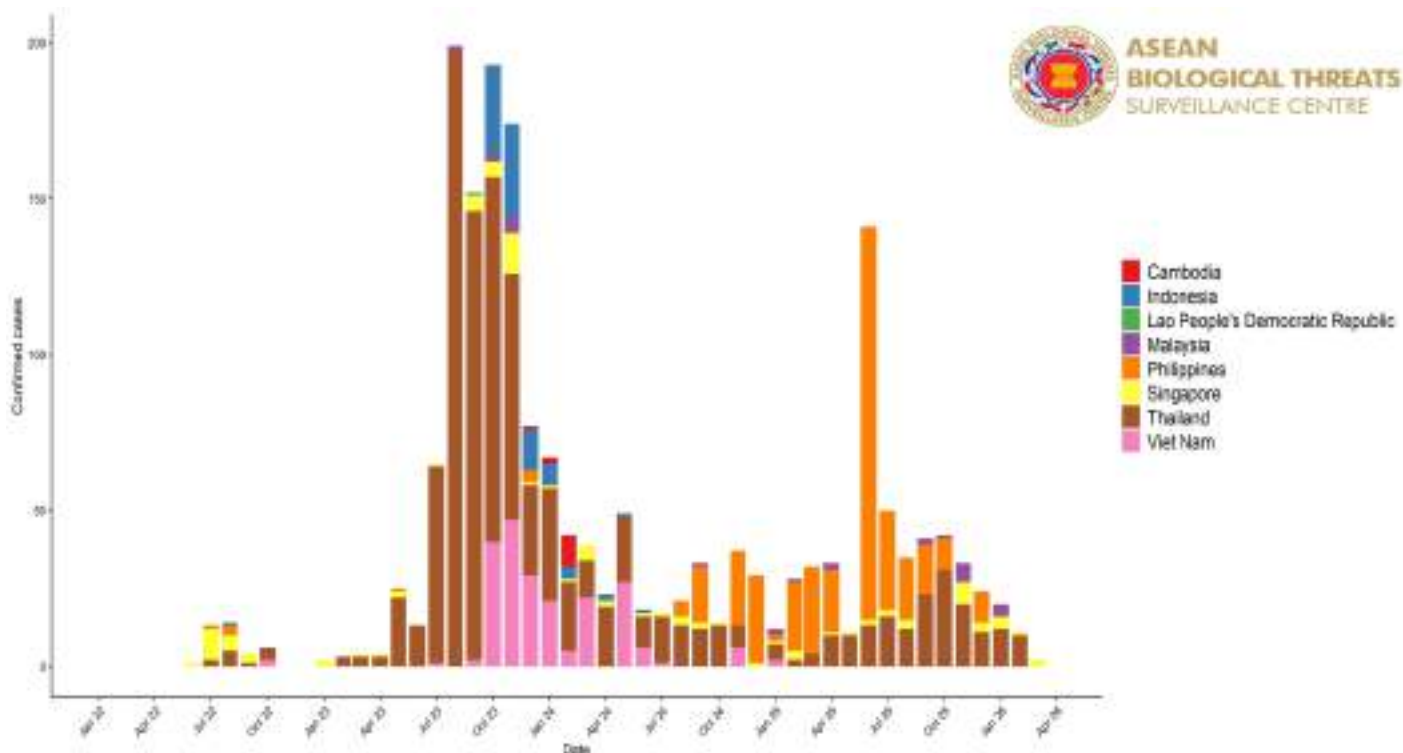
Source:

1. WHO Mpox Outbreak: Global Trends, accessed March 31, 2026 (https://worldhealthorg.shinyapps.io/mpx_global/)

2. Our World in Data, accessed March 31, 2026 (<https://ourworldindata.org/mpox>)

Trend of Mpox Confirmed Cases in the ASEAN Region

January 1, 2022 to March 28, 2026



Source:

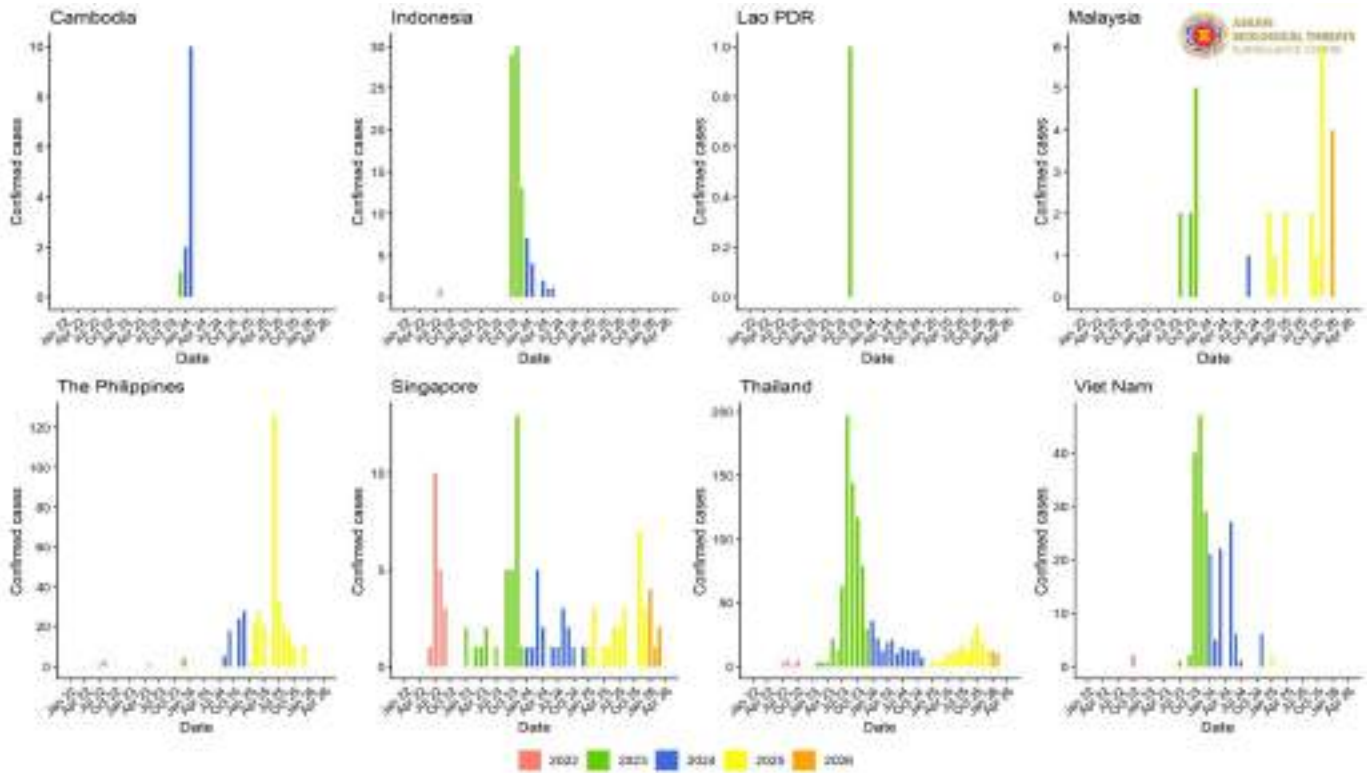
1. Ministry of Health Cambodia

2. Ministry of Health Republic of Indonesia (<https://infeksiemerging.kemkes.go.id>)

3. WHO Mpox Outbreak: Global Trends, accessed March 31, 2026 (https://worldhealthorg.shinyapps.io/mpx_global/)

4. Communicable Disease Agency, Ministry of Health Singapore, accessed March 31, 2026, <https://www.cda.gov.sg/resources/weekly-infectious-diseases-bulletin-2025/>

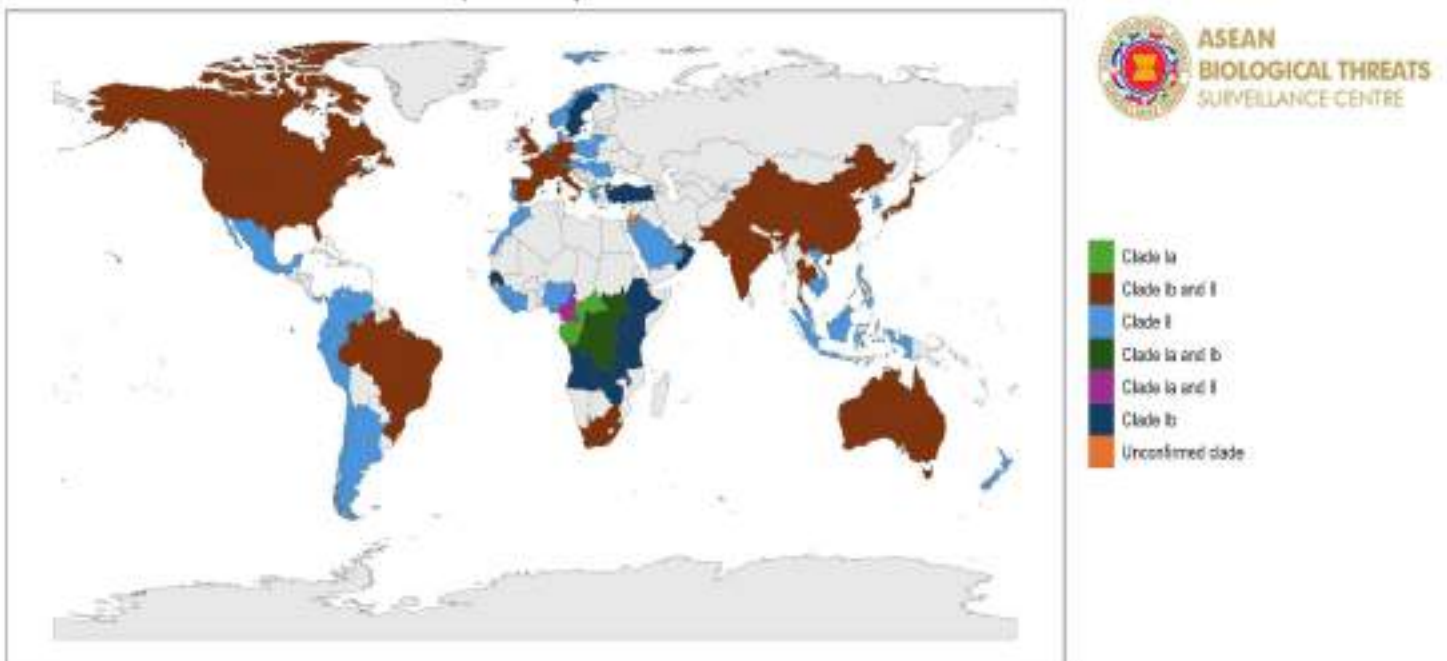
Trend of Mpox Confirmed Cases among ASEAN Member States January 1, 2022 to March 28, 2026



Source:

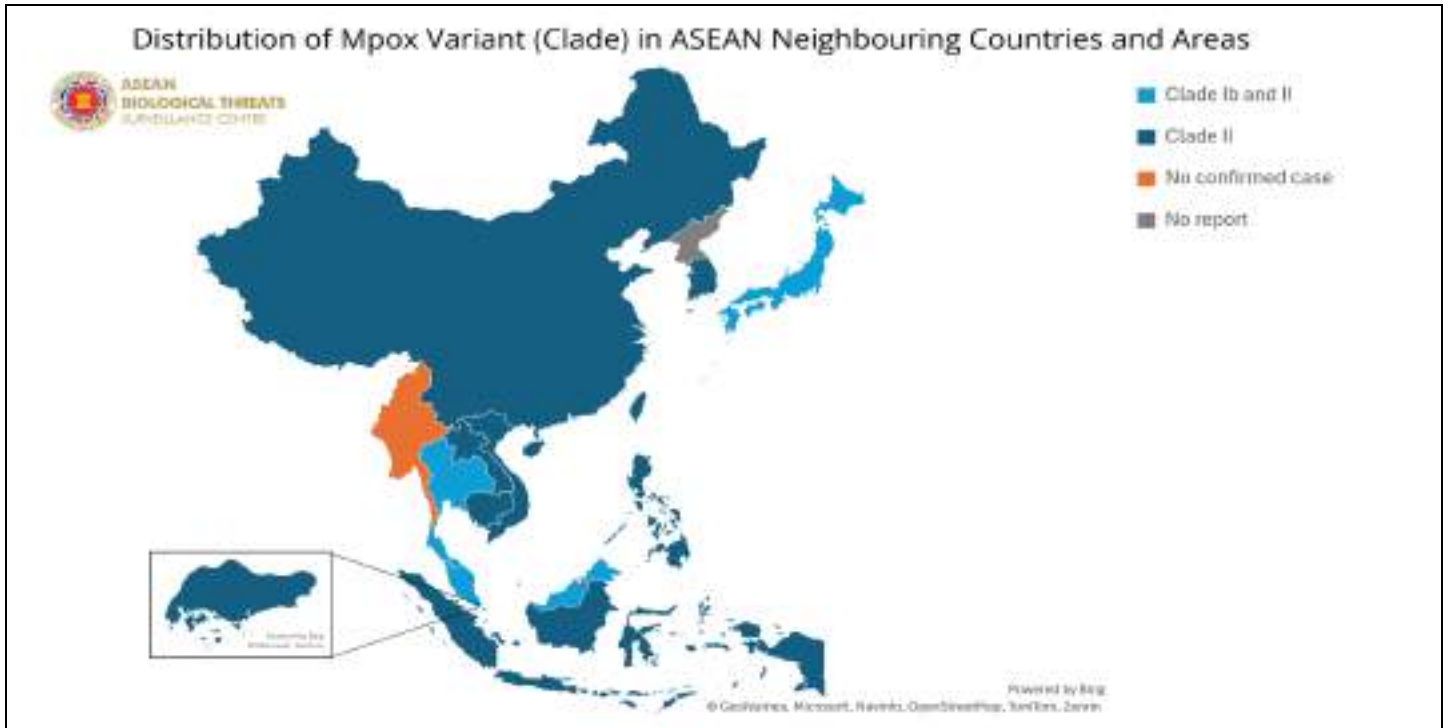
1. Ministry of Health Cambodia
2. Ministry of Health Republic of Indonesia (<https://infeksiemerging.kemkes.go.id>)
3. WHO Mpox Outbreak: Global Trends, accessed March 31, 2026 (https://worldhealthorg.shinyapps.io/mpx_global/)
4. Communicable Disease Agency, Ministry of Health Singapore, accessed March 31, 2026, <https://www.cda.gov.sg/resources/weekly-infectious-diseases-bulletin-2025/>

Distribution of Mpox Variants in The Global As of March 28, 2026



Source: GISAID and WHO

Distribution of Mpox Variants in the ASEAN and Neighbouring Countries and Areas As of March 28, 2026



Source:

1. Ministry of Health Cambodia
2. Ministry of Health Republic of Indonesia (<https://infeksiemerging.kemkes.go.id>)
3. WHO Mpox Outbreak: Global Trends, accessed March 31, 2026 (https://worldhealthorg.shinyapps.io/mpx_global/)
4. Communicable Disease Agency, Ministry of Health Singapore, accessed March 31, 2026, (<https://www.cda.gov.sg/resources/weekly-infectious-diseases-bulletin-2025/>)

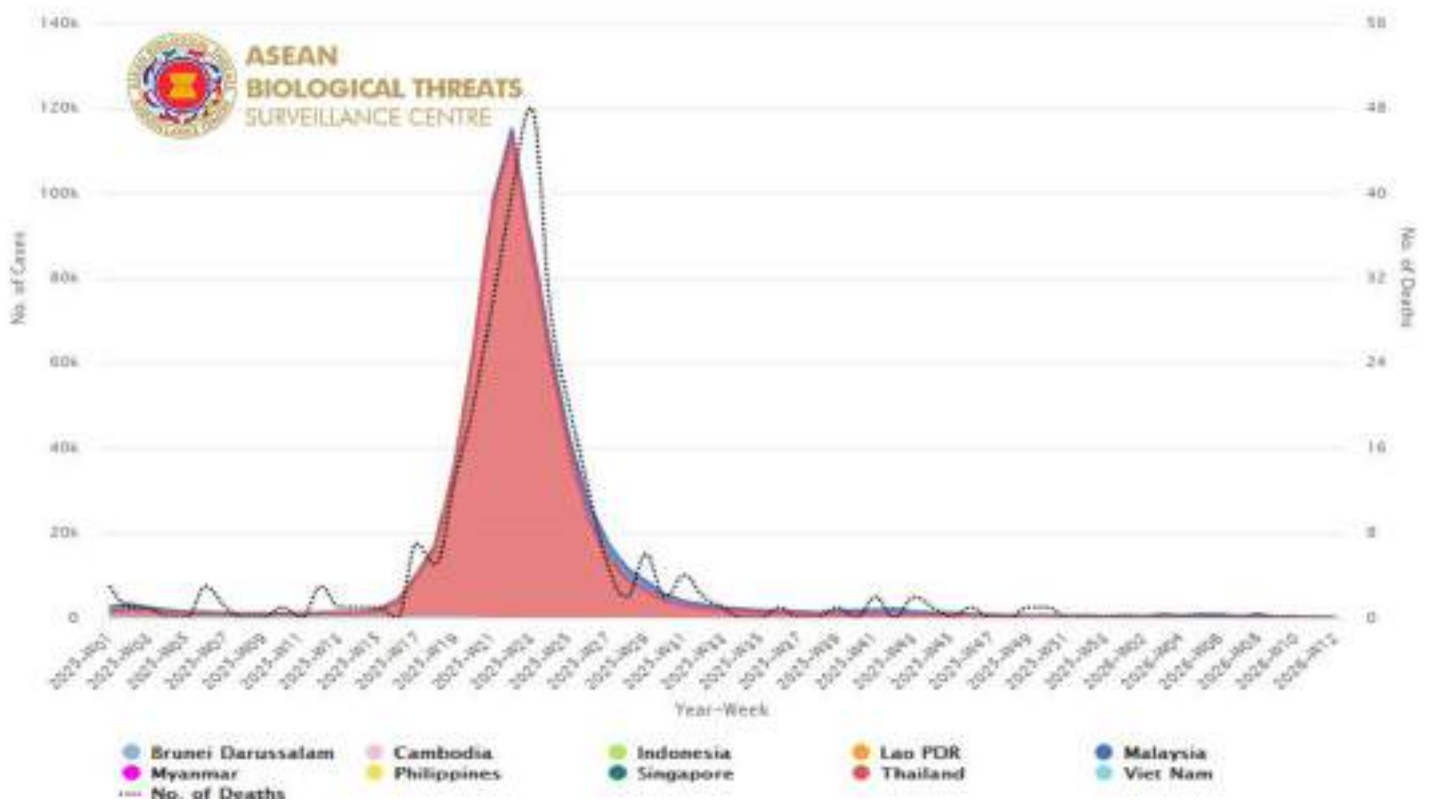
COVID-19

Key Findings

- Recently, the number of **confirmed COVID-19 cases reported to ASEAN are declining** compared to the previous year.
- The number of confirmed COVID-19 cases reported from 1 January 2026 to 28 March 2026 are **5,813 cases with 0% Case Fatality rate (CFR)**
- In February 2026, this week’s genomic data from ASEAN countries show that SARS-CoV-2 circulation remains entirely within the Omicron family, with most countries dominated by **JN.1** or its monitored descendants (**KP.3, KP.3.1.1, LP.8.1, NB.1.8.1, XEC, XFG**) and no new variant of concern detected. **JN.1** or its descendants are now the leading groups in Indonesia, the Philippines, Laos, Singapore, Thailand, and Vietnam, while Brunei remains largely BA.*-driven and Myanmar continues to be dominated by **XBB.1.16** and related **XBB** lineages, indicating heterogeneous but broadly stable variant patterns across the region.

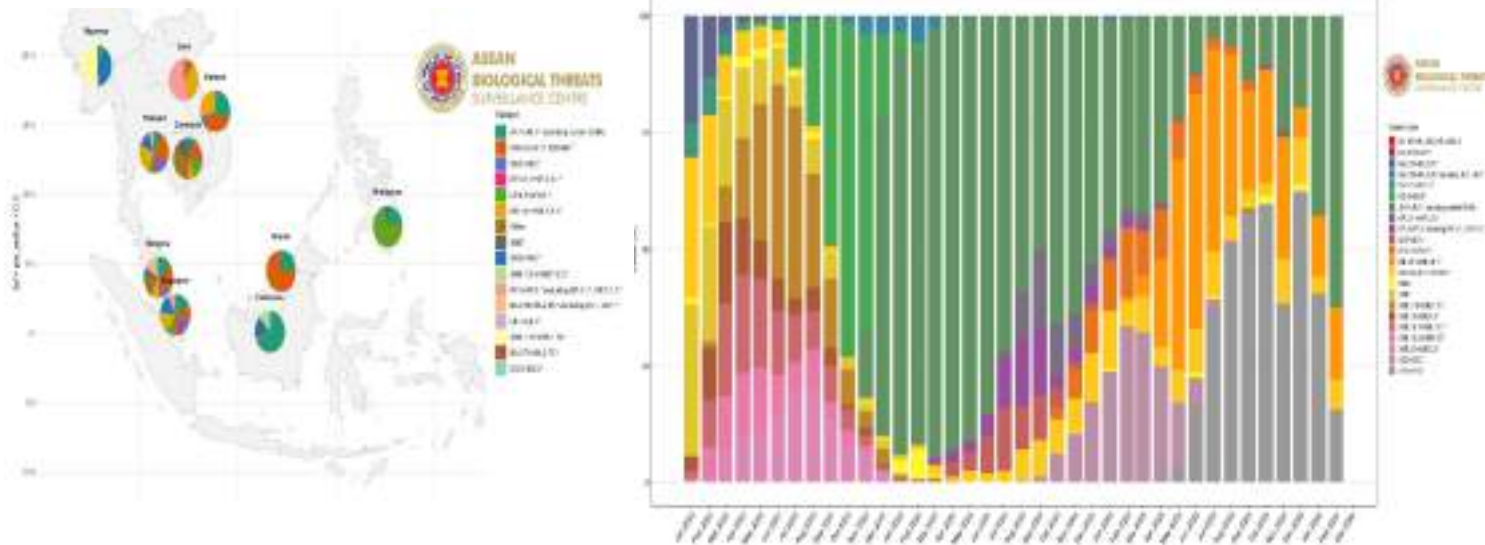
ASEAN Weekly COVID-19 Cases and Deaths

From January 1, 2025 to March 28, 2026



Sources: [Singapore Government](#), [MOH Indonesia](#), [MOH Cambodia](#), [DDC Thailand](#), [MOH Myanmar](#), [MOH Malaysia](#), and [WHO](#) accessed on March 31, 2026

COVID-19 Variants Frequencies Among the ASEAN Member States As of February 2026



Source: GISAID. "hCoV-19 Variants Dashboard," accessed March 31, 2026 , <https://gisaid.org/hcov-19-variants-dashboard/>.

COVID-19 Variants Frequencies in the ASEAN Region

From January 2023 to February 2026

Country	JN.1+JN.1.*	Omicron B.1.1.529+BA.*	XEC+XEC.*	KP.3.1.1+KP.3.1.1.*	LP.8.1+LP.8.1.*	NB.1.8.1+NB.1.8.1.*	Other
Brunei	24.12	73.17	2.71	0.00	0.00	0.00	0.00
Cambodia	7.22	16.06	0.33	2.58	16.56	6.66	34.74
Indonesia	66.04	2.09	0.00	0.00	0.00	1.55	0.00
Laos	0.00	9.11	1.03	0.00	0.93	32.65	0.00
Malaysia	16.03	20.50	7.35	2.00	2.12	9.38	18.00
Myanmar	6.97	1.42	0.00	0.00	0.00	0.45	0.00
Philippines	21.77	2.72	0.00	0.00	70.43	0.00	0.00
Singapore	17,08	12,70	10,09	7,31	13,56	15,93	0,00
Thailand	9.77	22.93	13.98	3.17	7.46	22.93	0.00
Vietnam	31.99	32.45	6.42	0.00	0.00	29.15	0.00

Source: GISAID. "hCoV-19 Variants Dashboard," accessed March 31, 2026 , <https://gisaid.org/hcov-19-variants-dashboard/>.

From January 2023 to February 2026

Country	XBB*	XFG+ XFG.*	XBB.1.9.2+X BB1.9.2.*	KP.3+KP.3.*	BA.2.86+ BA.2.86.*	LB.1+LB.1.*	XBB.1.16+ XBB.1.16.*	BA.2.75+BA.2.75.*
Brunei	0.00	0.00	0.00	0.00	0.00	0.00	0.00	0.00
Cambodia	15.50	0.35	0.00	0.00	0.00	0.00	0.00	0.00
Indonesia	0.00	17.93	12.39	0.00	0.00	0.00	0.00	0.00
Laos	0.00	0.70	0.00	55.58	0.00	0.00	0.00	0.00
Malaysia	3.42	3.51	0.00	4.85	9.42	3.42	0.00	0.00
Myanmar	0.00	40.10	0.00	0.00	0.00	0.00	51.07	0.00
Philippines	0.00	5.07	0.00	0.00	0.00	0.00	0.00	0.00
Singapore	0,00	14,98	0,00	5,31	0,00	2,18	0,00	0,44
Thailand	0.00	13.43	0.00	4.23	2.11	0.00	0.00	0.00
Vietnam	0.00	0.00	0.00	0.00	0.00	0.00	0.00	0.00

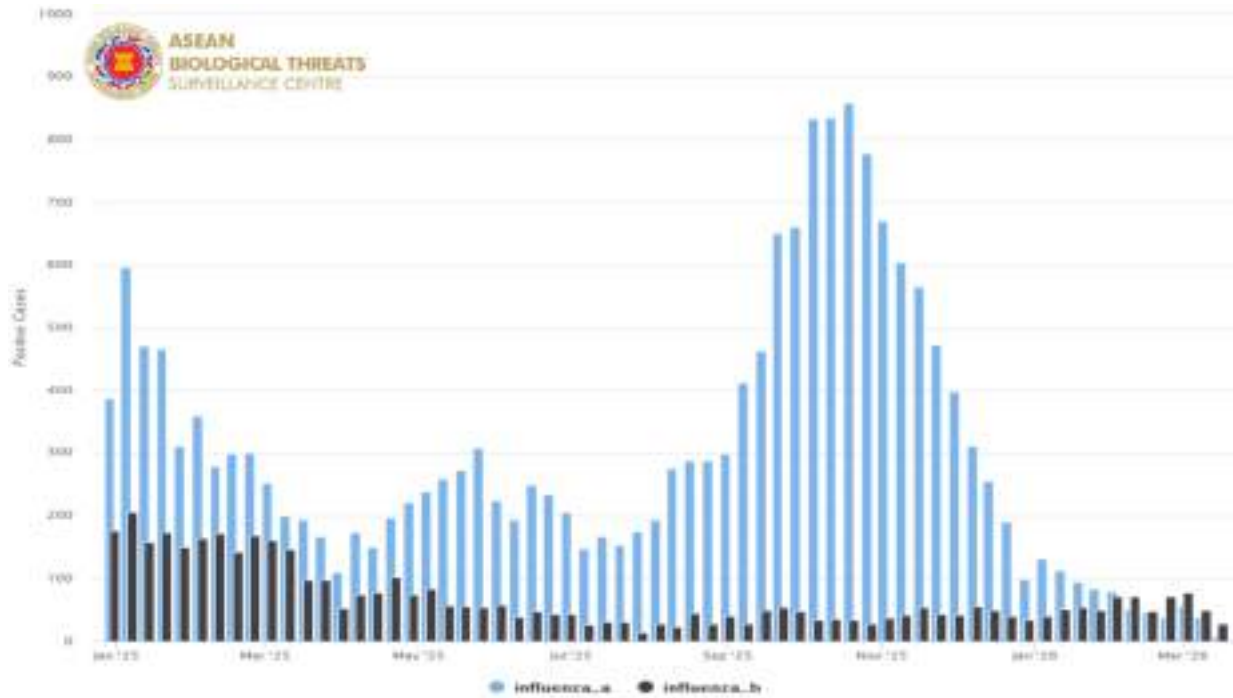
Source: GISAID. "hCoV-19 Variants Dashboard," accessed March 31, 2026 , <https://gisaid.org/hcov-19-variants-dashboard/>.

INFLUENZA

Key Findings

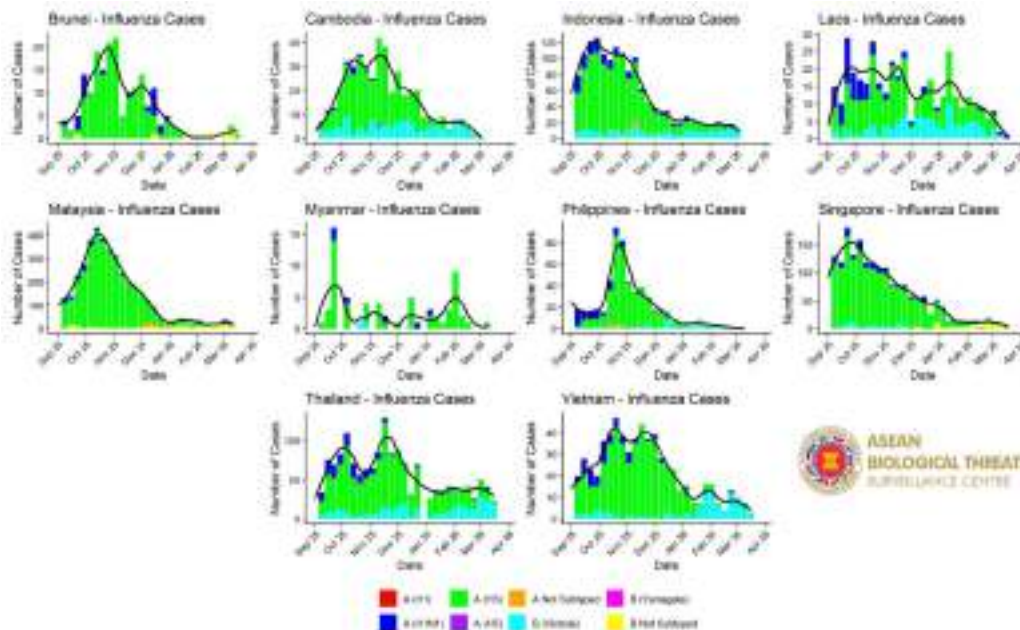
- Recently, most influenza cases among ASEAN Member States had decreased.
- Most of Influenza-like illness (ILI) and severe acute respiratory infection (SARI) cases were decrease among some ASEAN Member States.

Trends of Influenza Confirmed Cases in the ASEAN region From January 1, 2025 to March 28, 2026



Source: WHO FluNet, accessed on March 31, 2026 (<https://www.who.int/tools/fluNet>)

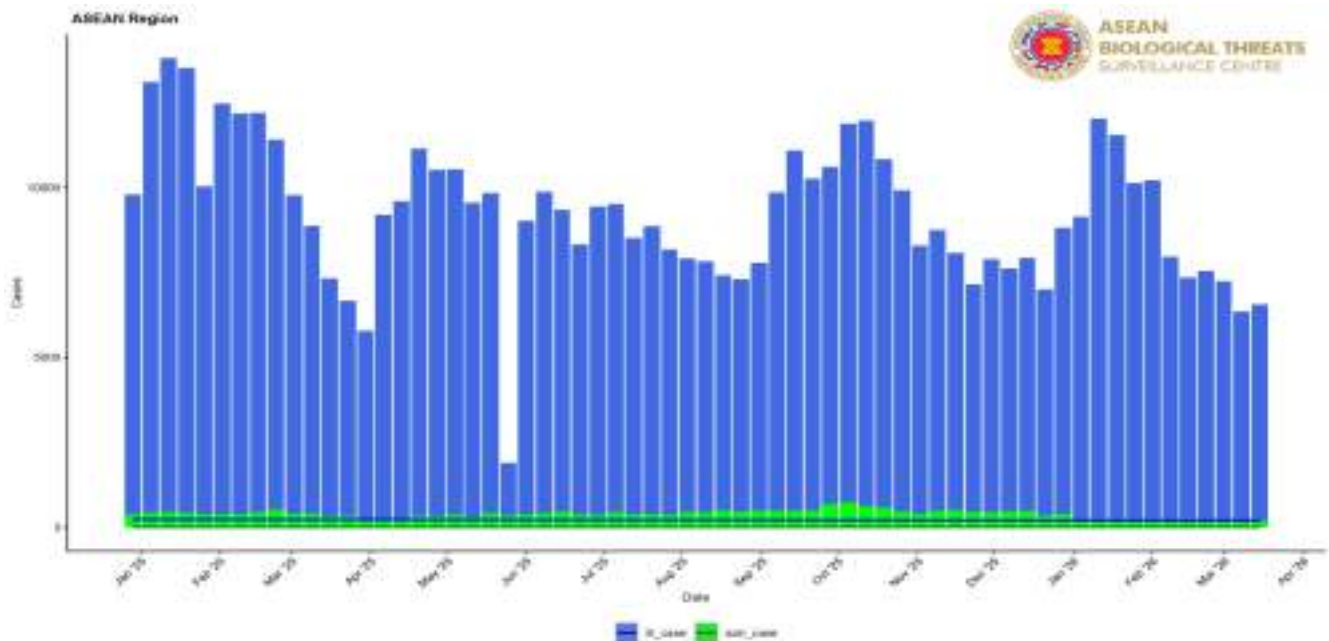
Trend of Influenza Cases among ASEAN Member States September 1, 2025 to March 28, 2026



Source: WHO FluNet, accessed on March 31, 2026 (<https://www.who.int/tools/fluNet>)

Trend of Influenza-like Illness (ILI) and Severe Acute Respiratory Illness (SARI) in the ASEAN Region

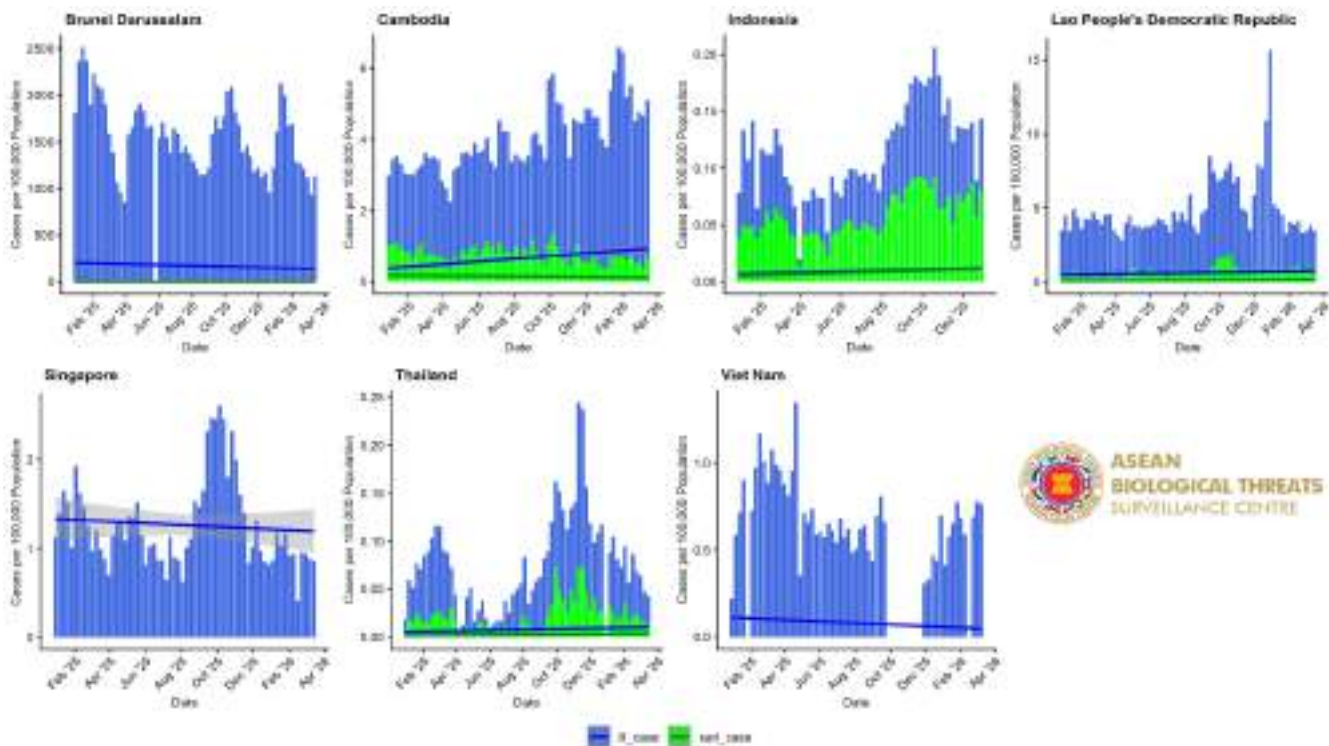
January 1, 2025 to March 28, 2026



Source: WHO FluID, accessed March 31, 2026 (<https://www.who.int/teams/global-influenza-programme/surveillance-and-monitoring/influenza-surveillance-outputs>)

Trend of Influenza-like Illness (ILI) and Severe Acute Respiratory Illness (SARI) among ASEAN Member States

January 1, 2025 to March 28, 2026



Source: WHO FluID, accessed March 31, 2026 (<https://www.who.int/teams/global-influenza-programme/surveillance-and-monitoring/influenza-surveillance-outputs>)

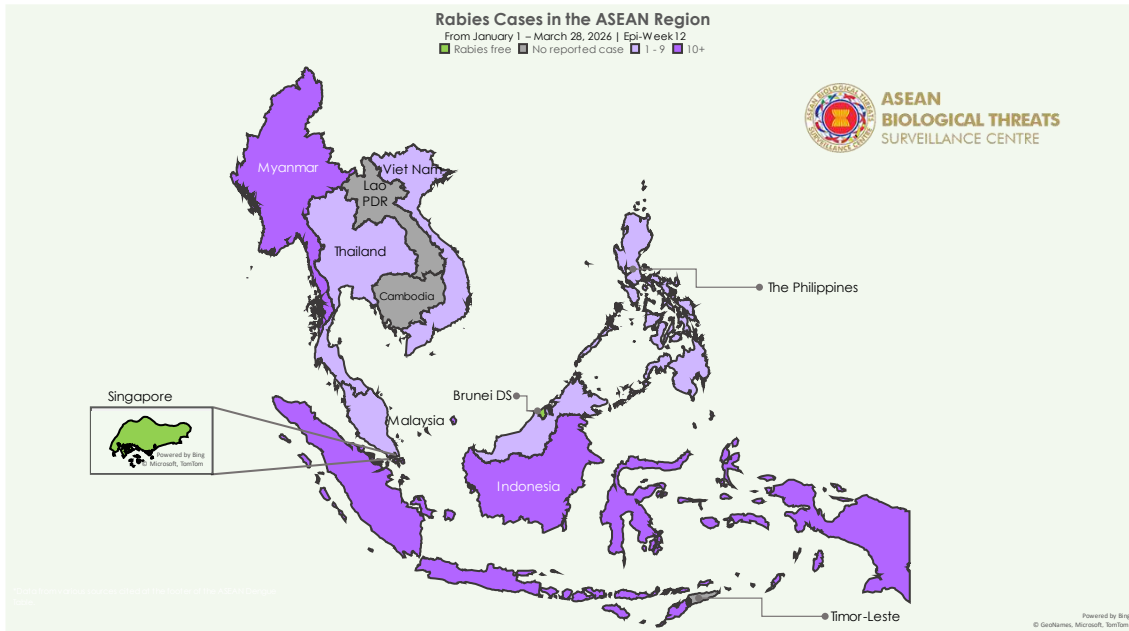
Zoonosis



RABIES

Key Findings

- The **ASEAN** region reported **two** new rabies case in Epi-week 12, 2026.
- The total number of rabies cases from January 1 to March 28, 2026 are **50** cases with **100%** CFR.



Rabies cases in the ASEAN region

Country	Data as of	Cumulative Cases	New Cases Since Previous Report	Cumulative Deaths	CFR
Brunei Darussalam			<i>Rabies-free country</i>		
Cambodia	-	-	-	-	-
Indonesia¹	February 21	17	-	17	100%
Lao PDR	-	-	-	-	-
Malaysia²	March 28	3	-	3	100%
Myanmar³	March 28	22	2	22	100%
Philippines²	March 14	2	-	2	100%
Singapore			<i>Rabies-free country</i>		
Thailand⁴	February 21	2	-	2	100%
Timor-Leste	-	-	-	-	-
Viet Nam²	March 14	4	-	4	100%
Total		50	2	50	100%

Source:

1. Ministry of Health, Republic of Indonesia
2. Bluedot Platform, accessed March 31, 2026 (<https://portal.bluedot.global/>)
3. Department of Public Health, Ministry of Health, Myanmar
4. Bureau of Epidemiology, Department of Disease Control, Ministry of Public Health Thailand, accessed March 31, 2026, (https://dvis3.ddc.moph.go.th/DDC_CENTER_DOE/views/_Weekly/sheet13?%3Aembed=y&%3AisGuestRedirectFromVizportal=y&%3Aorigin=card_share_link)

Vector-Borne Diseases



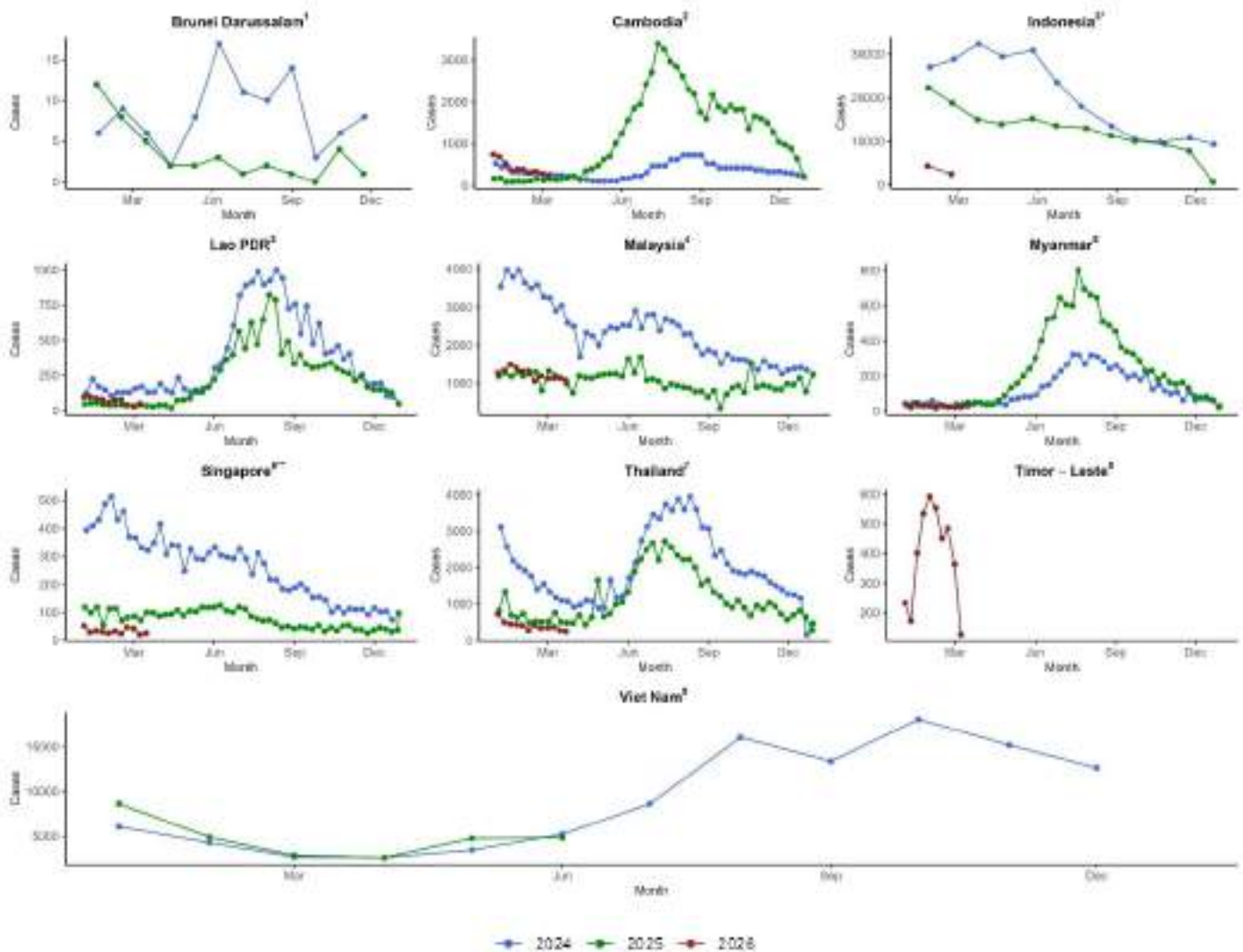
DENGUE

Key Findings

- The **ASEAN** region reported **1,395** new dengue cases in Epi-week 12, 2026.
- The total number of dengue cases from January 1 to March 28, 2026 are **63,579** cases and **75** deaths with **0.12% CFR**.

Trend of Dengue cases in the ASEAN region, 2024 – 2026

Below are trend of dengue cases among ASEAN Member States since January 1, 2024 up to March 28, 2026.



Source:

1. Ministry of Health, Brunei Darussalam
2. WHO WPRO, "Dengue," World Health Organization, accessed March 31, 2026 (<https://www.who.int/westernpacific/emergencies/surveillance/dengue>).
3. Ministry of Health, Republic of Indonesia
4. Portal Rasmi iDengue untuk Komuniti, accessed March 31, 2026 (<https://idengue.mysa.gov.my/>)
5. Department of Public Health, Ministry of Health, Myanmar
6. Ministry of Health. "Weekly Infectious Disease Bulletin", accessed March 31, 2026 . (<https://www.moh.gov.sg/resources-statistics/infectious-disease-statistics/2025/weekly-infectious-diseases-bulletin>)
7. Bureau of Epidemiology, Department of Disease Control, Ministry of Public Health Thailand, accessed March 31, 2026 , (https://dvis3.ddc.moph.go.th/v/DDC_CENTER_DOE/views/Weekly/sheet137%3Aembed-y%3AisGuestRedirectFromVizportal=y%3Aorigin=card_share_link)
8. Ministry of Health, Timor-Leste
9. WHO Global Dengue Surveillance, accessed March 31, 2026 (https://worldhealthorg.shinyapps.io/dengue_global/)

- Data were updated and collected from official sources, which may have a 2-8 weeks delay in reporting. Data must be interpreted cautiously.

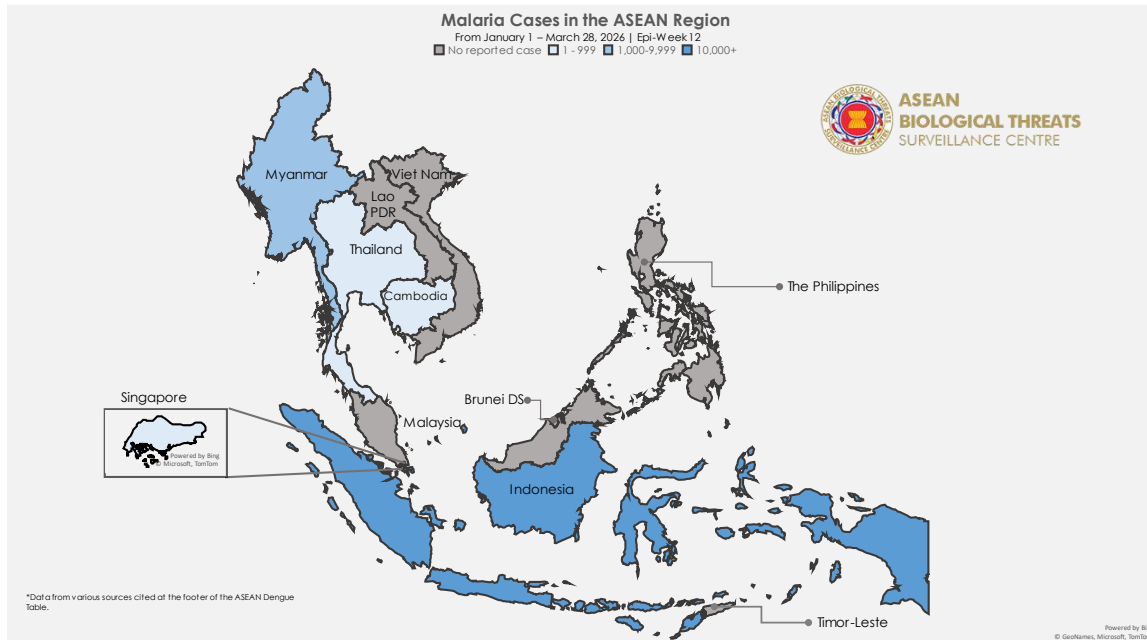
*Notified dengue cases only includes severe cases Dengue Hemorrhagic fever (DHF) and Dengue Shock Syndrome (DSS)

**Notified dengue cases only includes Dengue Fever (DF) and DHF

MALARIA

Key Findings

- The **ASEAN** region reported **50** new malaria cases in Epi-week 12, 2026.
- The total number of malaria cases from January 1 to March 28, 2026 are **87,947** cases and **126** deaths with **0.14%** CFR.



Malaria cases in the ASEAN region

Country	Data as of	Cumulative Cases	New Cases Since Last Week	Cumulative Deaths	CFR
Brunei Darussalam	-	-	-	-	-
Cambodia¹	March 28	5	-	0	0.00%
Indonesia²	March 7	83,081	-	125	0.15%
Lao PDR	-	-	-	-	-
Malaysia	-	-	-	-	-
Myanmar³	January 31	4,172	-	-	0.00%
Philippines	-	-	-	-	-
Singapore⁴	March 14	5	0	0	0.00%
Thailand⁵	March 28	684	50	1	0.16%
Timor-Leste	-	-	-	-	-
Viet Nam	-	-	-	-	-
Total		87,947	50	126	0.14%

Source:

1. Cambodia National Malaria Center, accessed March 31, 2026 (<https://mis.cnm.gov.kh/Dashboard>)
2. Malaria Cases in Indonesia, accessed March 31, 2026 (<https://malaria.kemkes.go.id/case>)
3. Department of Public Health, Ministry of Health, Myanmar
4. Ministry of Health Singapore, accessed March 31, 2026 (<https://www.moh.gov.sg/others/resources-and-statistics/infectious-disease-statistics-2025-weekly-infectious-diseases-bulletin>)
5. Bureau of Epidemiology, Department of Disease Control, Ministry of Public Health Thailand, accessed March 31, 2026 (https://dvis3.ddc.moph.go.th/t/DDC_CENTER_DOE/views/Weekly/sheet137%3Aembed=y&%3AisGuestRedirectFromVizportal=y&%3Aorigin=card_share_link)

A close-up photograph of a person wearing a white lab coat, using a syringe to draw liquid from a small glass vial. The person's hands are the central focus, with the syringe held vertically. The background is a soft, out-of-focus light blue. The text 'Vaccine-Preventable Diseases' is overlaid in large, white, bold font on the left side of the image.

Vaccine- Preventable Diseases

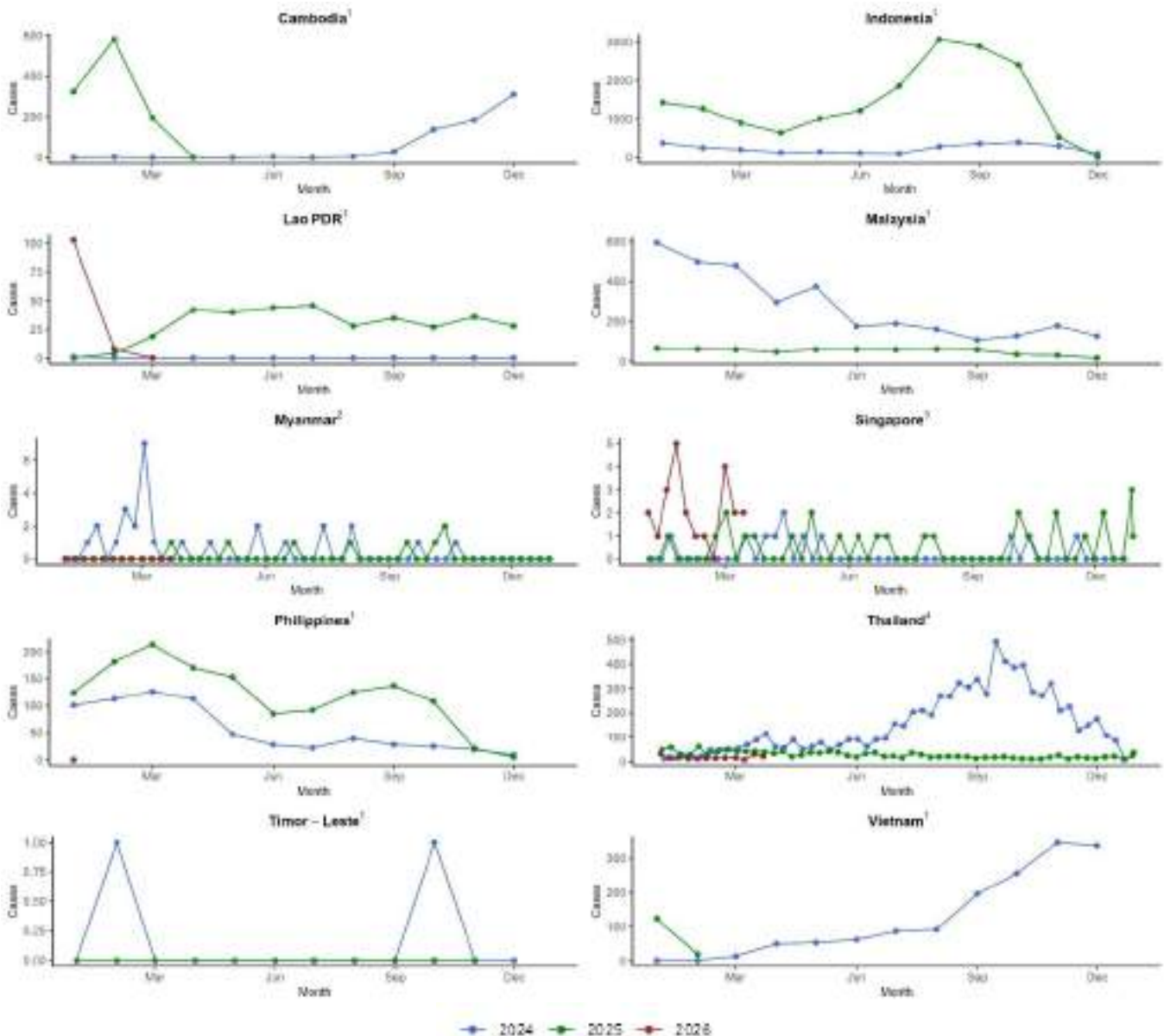
MEASLES

Key Findings

- The **ASEAN** region reported **23** new measles cases in Epi-week 12, 2026.
- The total number of measles cases from January 1 to March 28, 2026 are **342** cases with **0%** CFR.

Trend of Measles cases in the ASEAN region, 2024 – 2026

Below are trend of measles cases among ASEAN Member States since January 1, 2024 up to March 28, 2026.



Source:

1. Provisional Measles and Rubella Data, World Health Organization, accessed March 31, 2026 (<https://immunizationdata.who.int/global?topic=Provisional-measles-and-rubella-data&location=>)Provisional Measles and Rubella Data, World Health Organization, accessed March 31, 2026 (<https://immunizationdata.who.int/global?topic=Provisional-measles-and-rubella-data&location=>)
2. Department of Public Health, Ministry of Health, Myanmar
3. Ministry of Health Singapore, accessed March 31, 2026 (<https://www.moh.gov.sg/others/resources-and-statistics/infectious-disease-statistics-2025-weekly-infectious-diseases-bulletin>)
4. Bureau of Epidemiology, Department of Disease Control, Ministry of Public Health Thailand, accessed March 31, 2026 (https://dvis3.ddc.moph.go.th/t/DDC_CENTER_DOE/views/Weekly/sheet13?%3Aembed=y&%3AisGuestRedirectFromVizportal=y&%3Aorigin=card_share_link)



**ASEAN
BIOLOGICAL THREATS
SURVEILLANCE CENTRE**

Support generated by
ASEAN BIOLOGICAL THREATS SURVEILLANCE CENTRE

Email: support@biothreats.org

Facebook: [abtc_official](#)

Instagram: [abtc_official](#)